

# 交通運輸資料月報

Monthly Traffic and Transport Digest

二零一二年五月

May 2012

有關本刊物的查詢，請聯絡：

**運輸署統計組**

地址：香港灣仔告士打道7號入境事務大樓38樓3812室

電話：(852)2294 2580 圖文傳真：(852)2511 6285

Enquiries about this publication can be directed to :

**Statistics Section**

**Transport Department**

Address : Room 3812, 38/F, Immigration Tower, 7 Gloucester Road, Wan Chai, H.K.

Tel. No. : (852)2294 2580 Fax. No. : (852)2511 6285

本月報可在運輸署網址免費下載：<http://www.td.gov.hk>

This digest can be downloaded free of charge from the website of the Transport Department : <http://www.td.gov.hk>

## 代號

月刊內各代號的含意如下：

|      |            |
|------|------------|
| #    | 臨時數字       |
| *    | 修訂數字       |
| §    | 在 ±0.5% 之內 |
| -    | 零或不適用      |
| N.A. | 沒有數字       |

## 數字的捨入

由於四捨五入關係，統計表內個別項目的數字加起來可能與總數略有出入。

## 簡稱

|                   |                  |
|-------------------|------------------|
| 九巴                | 九龍巴士(1933)有限公司   |
| 城巴 <sup>(1)</sup> | 城巴有限公司           |
| 新巴                | 新世界第一巴士服務有限公司    |
| 龍運                | 龍運巴士有限公司         |
| 新大嶼山巴士            | 新大嶼山巴士(1973)有限公司 |
| 港鐵                | 香港鐵路有限公司         |
| 九廣鐵路              | 九廣鐵路公司           |
| 香港電車              | 香港電車有限公司         |
| 機鐵                | 機場快線             |
| 小巴                | 公共小巴             |
| 綠巴                | 專線小巴             |
| 紅巴                | 紅色小巴             |
| 新渡輪               | 新世界第一渡輪服務有限公司    |
| 天星小輪              | 天星小輪有限公司         |
| 山頂纜車              | 山頂纜車有限公司         |

註：(1) 城巴專營 1 – 巴士專營權包括港島、新界及過海線。

城巴專營 2 – 巴士專營權包括機場及東涌線路網絡。

## Symbols

The following symbols are used throughout the digest :

|      |                        |
|------|------------------------|
| #    | Provisional figures    |
| *    | Revised figures        |
| §    | Within ±0.5%           |
| -    | Zero or Not applicable |
| N.A. | Not available          |

## Rounding of Figures

There may be a slight discrepancy between the sum of individual items and the total as shown in the tables owing to rounding.

## Abbreviations

|                        |                                     |
|------------------------|-------------------------------------|
| KMB                    | Kowloon Motor Bus Co. (1933) Ltd.   |
| Citybus <sup>(1)</sup> | Citybus Ltd.                        |
| NWFB                   | New World First Bus Services Ltd.   |
| LWB                    | Long Win Bus Co. Ltd.               |
| NLB                    | New Lantao Bus Co. (1973) Ltd.      |
| MTR                    | MTR Corporation Ltd.                |
| KCRC                   | Kowloon-Canton Railway Corporation  |
| Hongkong Tramways      | Hongkong Tramways Ltd.              |
| AEL                    | Airport Express Line                |
| PLB                    | Public Light Bus                    |
| GMB                    | Green Minibus                       |
| RMB                    | Red Minibus                         |
| New World First Ferry  | New World First Ferry Services Ltd. |
| “Star” Ferry           | The “Star” Ferry Co. Ltd.           |
| Peak Tramway           | Peak Tramways Co. Ltd.              |

Note : (1) Citybus –Franchise 1 Franchise for the bus routes on Hong Kong Island, New Territories and cross-harbour routes.

Citybus –Franchise 2 Franchise for Airport and Tung Chung bus network.

二零一二年五月的  
Key Statistics for May 2012

乘客 Passengers

|   |                |
|---|----------------|
| 公共交通乘客總人次(千次)<br>Total Public Transport Patronage (Thousands)               | <b>371 884</b> |
| 公共交通平均每日乘客人次(千次)<br>Average Daily Public Transport Patronage<br>(Thousands) | <b>11 996</b>  |
| 與上年同月比較<br>Compared with Same Month Last Year                               | <b>+ 2.7%</b>  |

表Table 2.1

隧道流量 Tunnel Flow

|   |                  |
|---|------------------|
| 過海隧道總行車架次<br>Total Vehicles Through Cross Harbour Tunnels | <b>7 701 372</b> |
| 與上年同月比較<br>Compared with Same Month Last Year             | <b>+ 2.1%</b>    |

表Table 3.1S

領牌車輛 Licensed Vehicles

|   |                |
|---|----------------|
| 領牌車輛總數<br>Total Licensed Vehicles             | <b>637 828</b> |
| 與上年同月比較<br>Compared with Same Month Last Year | <b>+ 3.4%</b>  |

表Table 4.1S

交通意外 Traffic Accidents

|   |               |
|---|---------------|
| 道路交通意外總宗數<br>Total Number of Road Traffic Accidents | <b>1 289</b>  |
| 與上年同月比較<br>Compared with Same Month Last Year       | <b>+ 0.2%</b> |

表Table 7.1

過境車輛 Cross Boundary Vehicles

|  |                  |
|--|------------------|
| 所有關卡過境車輛<br>Cross Boundary Vehicles at All Crossings | <b>1 335 246</b> |
| 與上年同月比較<br>Compared with Same Month Last Year        | <b>+ 1.9%</b>    |

表Table 8.1(e)

陸路抵港及離港人次 Arrivals & Departures by Land

|  |                   |
|--|-------------------|
| 陸路抵港及離港人次<br>Total Number of Arrivals and Departures by Land | <b>16 155 944</b> |
| 與上年同月比較<br>Compared with Same Month Last Year                | <b>+ 4.4%</b>     |

表Table 8.2

# 目錄

# CONTENTS

| <u>圖表</u>        |                               | <u>Tables and Charts</u>                        |  | 頁數          |
|------------------|-------------------------------|---|--|-------------|
| 第一組： 一些有關交通的主要指標 |                               | Section 1： Selected Key Indicators on Transport |  | <u>Page</u> |
| 表 1.1            | 公共交通乘客人次、道路、車輛擁有率及交通意外的主要統計數字 | Table 1.1                                       | Key Statistics on Public Transport Patronage, Road Length, Vehicle Ownership and Road Accident | 1           |
| 第二組： 公共交通統計數字    |                               | Section 2： Public Transport Statistics          |  |             |
| 表 2.1S           | 按公共交通營辦商劃分的公共交通平均每日乘客人次       | Table 2.1S                                      | Average Daily Public Transport Passenger Journeys by Public Transport Operator                 | 2           |
| 表 2.1            | 按公共交通營辦商劃分的公共交通乘客人次           | Table 2.1                                       | Passenger Journeys by Public Transport Operator  | 4           |
| 表 2.2            | 按公共交通營辦商劃分的公共交通營運統計數字         | Table 2.2                                       | Operating Statistics by Public Transport Operator  | 8           |
| 圖 2.1            | 按固定路線的公共交通營辦商劃分的乘客人次          | Chart 2.1                                       | Passenger Journeys by Fixed Route Public Transport Operator                                    | 10          |
| 圖 2.2            | 按月劃分的平均每日公共交通乘客人次趨勢           | Chart 2.2                                       | Trend of Average Daily Public Transport Passenger Journeys by Month                            | 11          |
| 圖 2.3            | 按月劃分的專營巴士平均每日乘客人次趨勢           | Chart 2.3                                       | Trend of Average Daily Passenger Journeys of Franchised Buses by Month                         | 12          |
| 圖 2.4            | 按月劃分的港鐵平均每日乘客人次趨勢             | Chart 2.4                                       | Trend of Average Daily Passenger Journeys of MTR by Month                                      | 12          |
| 圖 2.5            | 按月劃分的公共小巴平均每日乘客人次趨勢           | Chart 2.5                                       | Trend of Average Daily Passenger Journeys of Public Light Buses by Month                       | 12          |
| 圖 2.6            | 按月劃分的渡輪平均每日乘客人次趨勢             | Chart 2.6                                       | Trend of Average Daily Passenger Journeys of Ferries by Month                                  | 12          |
| 圖 2.7            | 按公共交通分類的平均每日乘客人次分佈            | Chart 2.7                                       | Distribution of Average Daily Public Transport Passenger Journeys by Mode                      | 13          |
| 表 2.3            | 港鐵及專營巴士的乘客人次                  | Table 2.3                                       | Public Transport Passenger Journeys of MTR and Franchised Buses                                | 14          |
| 表 2.4            | 按選定公共交通營辦商劃分的過海乘客人次           | Table 2.4                                       | Cross Harbour Passenger Journeys by Selected Public Transport Operator                         | 15          |

**第三組： 隧道、青嶼幹線及汽車渡輪統計數字**

表 3.1S 隧道汽車流量、青嶼幹線汽車流量及汽車渡輪服務  
(簡要數字)

**過海隧道汽車流量及汽車渡輪服務**

表 3.1 (a) 海底隧道

表 3.1 (b) 東區海底隧道

表 3.1 (c) 西區海底隧道

表 3.1 (d) 汽車渡輪服務

**非過海隧道汽車流量**

表 3.2 (a) 獅子山隧道

表 3.2 (b) 香港仔隧道

表 3.2 (c) 城門隧道

表 3.2 (d) 將軍澳隧道

表 3.2 (e) 大老山隧道

表 3.2 (f) 啓德隧道

表 3.2 (g) 大欖隧道

表 3.2 (h) 愉景灣隧道及連接道路

表 3.2 (i) 尖山隧道及沙田嶺隧道

**青嶼幹線汽車流量**

表 3.3 青嶼幹線

圖 3.1 隧道汽車流量

表 3.4 行車隧道及青嶼幹線每小時最高定向汽車流量

表 3.5 快易通使用報告

**第四組： 車輛登記、領牌及檢驗統計數字**

表 4.1S 按車輛種類劃分的車輛登記及領牌數字(簡要數字)

**Section 3 : Tunnel, Lantau Link and Vehicular Ferry Services Statistics**

Table 3.1S Vehicular Flow Through Tunnels, Lantau Link and Vehicular Ferry Services (Summary figures) 16

**Vehicular Flow through Cross Harbour Tunnels and Vehicular Ferry Service**

Table 3.1 (a) Cross Harbour Tunnel 17

Table 3.1 (b) Eastern Harbour Crossing 19

Table 3.1 (c) Western Harbour Crossing 21

Table 3.1 (d) Vehicular Ferry Services 23

**Vehicular Flow through Non-Cross Harbour Tunnels**

Table 3.2 (a) Lion Rock Tunnel 24

Table 3.2 (b) Aberdeen Tunnel 25

Table 3.2 (c) Shing Mun Tunnels 26

Table 3.2 (d) Tseung Kwan O Tunnel 27

Table 3.2 (e) Tate's Cairn Tunnel 28

Table 3.2 (f) Kai Tak Tunnel 30

Table 3.2 (g) Tai Lam Tunnel 31

Table 3.2 (h) Discovery Bay Tunnel Link 33

Table 3.2 (i) Eagle's Nest Tunnel and Sha Tin Heights Tunnel 34

**Vehicular Flow through Lantau Link**

Table 3.3 Lantau Link 36

Chart 3.1 Vehicular Flow Through Tunnels 37

Table 3.4 Greatest Directional Hourly Vehicular Flow in Road Tunnels and Lantau Link 38

Table 3.5 Autotoll Utilization Report 39

**Section 4 : Vehicle Registration, Licensing and Inspection Statistics**

Table 4.1S Registration and Licensing of Vehicles by Class of Vehicles (Summary figures) 40

|           |                          |               |   |    |
|-----------|--------------------------|---------------|---|----|
| 表 4.1 (a) | 按車輛種類劃分的車輛登記及領牌統計數字      | Table 4.1 (a) | Registration and Licensing of Vehicles by Class of Vehicles                   | 41 |
| 圖 4.1     | 按車輛類別劃分的領牌機動車輛數字         | Chart 4.1     | Licensing of Motorised Vehicles by Type                                       | 52 |
| 表 4.1 (b) | 拖頭及拖車的登記及領牌數字            | Table 4.1 (b) | Registration and Licensing of Tractors and Trailers                           | 53 |
| 表 4.2     | 按引擎汽缸容量劃分的私家車登記統計數字      | Table 4.2     | Registered Private Cars by Engine Size  | 54 |
| 表 4.3     | 按許可車輛總重量劃分的貨車及特別用途車輛統計數字 | Table 4.3     | Goods Vehicles and Special Purpose Vehicles by Permitted Gross Vehicle Weight | 54 |
| 表 4.4     | 按燃料種類劃分的車輛登記及領牌統計數字      | Table 4.4     | Registration and Licensing of Vehicles by Fuel Type                           | 55 |
| 表 4.5     | 驗車中心車輛檢驗數字               | Table 4.5     | Vehicle Inspections at Vehicle Examination Centres                            | 57 |

**第五組： 駕駛執照、違例駕駛及檢控數字**

**Section 5 : Driving Licences, Offence and Prosecution Statistics**

|           |                                   |               |  |    |
|-----------|-----------------------------------|---------------|--|----|
| 表 5.1 (a) | 月底駕駛執照持有人統計數字                     | Table 5.1 (a) | Driving Licence Holders Statistics as at End of the Month  | 59 |
| 表 5.1 (b) | 月底按車輛種類劃分的正式及學習駕駛執照統計數字           | Table 5.1 (b) | Breakdown of Full and Learner's Driving Licence by Vehicle Class as at End of the Month                                      | 59 |
| 表 5.1 (c) | 月底按車輛種類劃分的暫准駕駛執照統計數字              | Table 5.1 (c) | Breakdown of Probationary Driving Licence by Vehicle Class as at End of the Month  | 60 |
| 表 5.1 (d) | 月內按車輛種類劃分已簽發 / 批核的正式駕駛執照數目        | Table 5.1 (d) | Number of Full Driving Licences Issued / Endorsed by Vehicle Class During the Month  | 60 |
| 表 5.1 (e) | 月內按車輛種類劃分已簽發 / 批核的暫准駕駛執照數目        | Table 5.1 (e) | Number of Probationary Driving Licences Issued / Endorsed During the Month   | 61 |
| 表 5.1 (f) | 月內簽發的學習駕駛執照及駕駛測驗表格數目              | Table 5.1 (f) | Issue of Learner's Driving Licences and Test Forms During the Month  | 61 |
| 表 5.2     | 月內按考試類別劃分之計劃及已進行的駕駛考試次數           | Table 5.2     | Driving Tests Planned and Conducted During the Month by Type of Test   | 62 |
| 表 5.3 (a) | 月底按考試類別及地區劃分的駕駛考試輪候時間<br>— 政府考試中心 | Table 5.3 (a) | Waiting Time for Driving Tests as at End of the Month by Type of Test by Region - Government Test Centres                    | 65 |
| 表 5.3 (b) | 月底按考試類別及試場劃分的駕駛考試輪候時間<br>— 香港駕駛學院 | Table 5.3 (b) | Waiting Time for Driving Tests as at End of the Month by Type of Test by Test Centre Location - Hong Kong School of Motoring | 66 |
| 表 5.3 (c) | 月底按考試類別劃分的駕駛考試輪候時間<br>— 觀塘駕駛學院    | Table 5.3 (c) | Waiting Time for Driving Tests as at End of the Month by Type of Test - Kwun Tong Driving School                             | 67 |
| 表 5.4     | 違例駕駛記分制統計數字                       | Table 5.4     | Statistics of Driving Offence Points System  | 68 |

**第六組：泊車統計數字**

|       |                 |
|-------|-----------------|
| 表 6.1 | 政府多層停車場泊車統計數字   |
| 表 6.2 | 設有收費錶的路旁停車位統計數字 |
| 表 6.3 | 上水泊車轉乘停車場泊車統計數字 |

**第七組：道路交通意外統計數字**

|       |                         |
|-------|-------------------------|
| 表 7.1 | 按意外嚴重程度及碰撞類別劃分的道路交通意外統計 |
| 圖 7.1 | 每月道路交通意外趨勢              |
| 表 7.2 | 按車輛類別劃分所涉及車輛意外數字        |
| 表 7.3 | 道路交通意外涉及傷亡人數            |
| 圖 7.2 | 每月道路交通意外死亡趨勢            |

**第八組：過境車輛交通及旅客人次**

|           |                       |
|-----------|-----------------------|
| 表 8.1 (a) | 文錦渡關卡車輛交通             |
| 表 8.1 (b) | 沙頭角關卡車輛交通             |
| 表 8.1 (c) | 落馬洲關卡車輛交通             |
| 表 8.1 (d) | 深圳灣關卡車輛交通             |
| 表 8.1 (e) | 所有關卡車輛交通              |
| 圖 8.1     | 過境車輛交通趨勢              |
| 表 8.2     | 按出入境管制站劃分的抵港及離港人次     |
| 圖 8.2     | 羅湖管制站平均每日抵港及離港旅客人次    |
| 圖 8.3     | 落馬洲管制站平均每日抵港及離港旅客人次   |
| 圖 8.4     | 文錦渡管制站平均每日抵港及離港旅客人次   |
| 圖 8.5     | 沙頭角管制站平均每日抵港及離港旅客人次   |
| 圖 8.6     | 落馬洲支線管制站平均每日抵港及離港旅客人次 |

**Section 6：Parking Statistics**

|           |   |    |
|-----------|---|----|
| Table 6.1 | Government Multi-storey Car Park Statistics       | 69 |
| Table 6.2 | Metered Parking Space Statistics                  | 70 |
| Table 6.3 | Car Park Statistics on Sheung Shui Park and Rides | 70 |

**Section 7：Road Traffic Accident Statistics**

|           |   |    |
|-----------|---|----|
| Table 7.1 | Road Traffic Accident Statistics by Severity of Accident and Vehicle Collision Type | 71 |
| Chart 7.1 | Trend of Monthly Total Road Traffic Accidents                                       | 72 |
| Table 7.2 | Vehicle Involvements by Class   | 73 |
| Table 7.3 | Casualties Involved in Road Traffic Accidents                                       | 74 |
| Chart 7.2 | Trend of Monthly Total Road Traffic Fatal Accidents                                 | 75 |

**Section 8：Cross Boundary Vehicular Traffic and Passengers**

|               |  |    |
|---------------|--|----|
| Table 8.1 (a) | Man Kam To Crossing Vehicular Traffic  | 76 |
| Table 8.1 (b) | Sha Tau Kok Crossing Vehicular Traffic   | 77 |
| Table 8.1 (c) | Lok Ma Chau Crossing Vehicular Traffic   | 78 |
| Table 8.1 (d) | Shenzhen Bay Crossing Vehicular Traffic  | 79 |
| Table 8.1 (e) | All Crossings Vehicular Traffic  | 80 |
| Chart 8.1     | Trend of Cross Boundary Vehicular Traffic  | 81 |
| Table 8.2     | Arrivals and Departures by Control Point   | 82 |
| Chart 8.2     | Average Daily Number of Passenger Arrivals and Departures at Lo Wu Control Point                 | 84 |
| Chart 8.3     | Average Daily Number of Passenger Arrivals and Departures at Lok Ma Chau Control Point           | 84 |
| Chart 8.4     | Average Daily Number of Passenger Arrivals and Departures at Man Kam To Control Point            | 84 |
| Chart 8.5     | Average Daily Number of Passenger Arrivals and Departures at Sha Tau Kok Control Point           | 84 |
| Chart 8.6     | Average Daily Number of Passenger Arrivals and Departures at Lok Ma Chau Spur Line Control Point | 84 |

圖 8.7 深圳灣管制站平均每日抵港及離港旅客人次

表 8.3 落馬洲 — 皇崗過境穿梭巴士  
乘客人次

**第九組：消費物價指數**

表 9.1 消費物價指數

表 9.2 綜合消費物價指數交通組別

表 9.3 甲類消費物價指數交通組別

Chart 8.7 Average Daily Number of Passenger Arrivals and Departures  
at Shenzhen Bay Control Point 84

Table 8.3 Passenger of Lok Ma Chau – Huanggang  
Cross Boundary Shuttle Bus Service 85

**Section 9 : Consumer Price Index**

Table 9.1 Consumer Price Indexes 86

Table 9.2 Composite Consumer Price Index for Transport Section 87

Table 9.3 Consumer Price Index (A) for Transport Section 88



**第一組：一些有關交通的主要指標**  
**Section 1 : Selected Key Indicators on Transport**

**表1.1 : 公共交通乘客人次、道路、車輛擁有率及交通意外的主要統計數字**

**Table 1.1 : Key Statistics on Public Transport Patronage, Road Length, Vehicle Ownership and Road Accident**

2012/05

| 年<br>Year | 平均每日公共<br>交通乘客人次 <sup>(1)(3)(4)</sup><br>Average Daily<br>Public Transport<br>Patronage <sup>(1)(3)(4)</sup> | 道路總長度 <sup>(2)</sup><br>Total Public<br>Road Length (km) <sup>(2)</sup> | 每千人<br>道路總長度 <sup>(2)(5)</sup><br>Length of<br>Public Roads (km)<br>per 1 000<br>Population <sup>(2)(5)</sup> | 每千人<br>車輛<br>擁有率 <sup>(2)(5)</sup><br>Motor Vehicles<br>per 1 000<br>Population <sup>(2)(5)</sup> | 每千人<br>私家車<br>擁有率 <sup>(2)(5)</sup><br>Private Cars<br>per 1 000<br>Population <sup>(2)(5)</sup> | 交通意外傷亡率 <sup>(1)</sup><br>Casualties Involved in Road Accidents <sup>(1)</sup> |               |                                  |               |
|-----------|--|---|---|---|--|--|---------------|----------------------------------|---------------|
|           |  |   |   |   |  | 每千人 <sup>(5)</sup><br>Per 1 000 Population <sup>(5)</sup>                      |               | 每千車輛<br>Per 1 000 Motor Vehicles |               |
|           |  |   |   |   |  | 死亡<br>Killed   | 受傷<br>Injured | 死亡<br>Killed                     | 受傷<br>Injured |
| 2002      | 10 879 000   | 1 924   | 0.286   | 78.1  | 50.7   | 0.025  | 3.029         | 0.326                            | 38.904        |
| 2003      | 10 465 000   | 1 934   | 0.286   | 77.5  | 50.1   | 0.030  | 2.690         | 0.386                            | 34.629        |
| 2004      | 11 046 000   | 1 944   | 0.286   | 78.4  | 50.7   | 0.024  | 2.836         | 0.314                            | 36.420        |
| 2005      | 11 171 000   | 1 955   | 0.286   | 79.1  | 51.3   | 0.022  | 2.799         | 0.281                            | 35.502        |
| 2006      | 11 365 000   | 1 984   | 0.287   | 80.1  | 52.2   | 0.021  | 2.731         | 0.264                            | 34.277        |
| 2007      | 11 523 000   | 2 009   | 0.290   | 81.4  | 53.6   | 0.023  | 2.814         | 0.288                            | 35.018        |
| 2008      | 11 415 000   | 2 040   | 0.293   | 82.6  | 55.0   | 0.023  | 2.662         | 0.283                            | 32.368        |
| 2009      | 11 345 000   | 2 050   | 0.293   | 83.5  | 56.3   | 0.020  | 2.581         | 0.241                            | 31.265        |
| 2010      | 11 645 000   | 2 076   | 0.294   | 86.2  | 58.8   | 0.017  | 2.706         | 0.197                            | 31.959        |
| 2011      | 11 914 000   | 2 086   | 0.294 #   | 88.7 #  | 61.2 #   | 0.018  | 2.782         | 0.210                            | 31.794        |

- 註： (1) 期內數字  
(2) 期末數字  
(3) 公共交通包括專營巴士、港鐵、香港電車、山頂纜車、公共小巴、居民巴士、渡輪、港鐵巴士(新界西北)及的士。  
(4) 因應的士及紅色小巴乘客人次的修訂，一九八九年一月至二零零四年十一月的總公共交通乘客人次已於二零零五年二月修訂。  
(5) 應用於本表內由二零零六至二零一零年的人口數字與載於本月刊二零一一年十二月號及較早期號的數字或有不同，這主要是由於二零一一年人口普查統計結果為人口數據提供最新基準資料。

- Notes : (1) Figures within the period.  
(2) Figures as at end of the period.  
(3) Public transport includes Franchised Buses, MTR, HK Tramways, Peak Tramway, Public Light Buses, Residents' Services, Ferries, MTR Buses (Northwest New Territories) and Taxis.  
(4) The whole series of total public transport patronage figures for the period from January 1989 to November 2004 was revised in February 2005 owing to the revisions in taxi and RMB patronage.  
(5) Population figures for 2006 to 2010 presented in this table may be different from those presented in the December 2011 issue and earlier issues of this publication owing basically to the availability of up-to-date benchmark population data based on the results of the 2011 Population Census.

**第二組：公共交通統計數字**  
**Section 2 : Public Transport Statistics**

2012/05

千次

thousands

**表 2.1S : 按公共交通營辦商劃分的公共交通平均每日乘客人次**

**Table 2.1S : Average Daily Public Transport Passenger Journeys by Public Transport Operator**

| 年 / 月<br>Year/Month | 專營巴士 Franchised Buses |               |              |             |               |                 | 鐵路 Railways                                     |             |   |   |                  |                              |                 |
|---------------------|-----------------------|---------------|--------------|-------------|---------------|-----------------|---|-------------|---|---|------------------|------------------------------|-----------------|
|                     | 九巴<br>KMB             | 城巴<br>Citybus | 新巴<br>NWFB   | 龍運<br>LWB   | 新大嶼山巴士<br>NLB | 小計<br>Sub-total | 港鐵 <sup>(1)</sup><br>MTR <sup>(1)</sup>         |             |   |   |                  | 香港電車<br>Hongkong<br>Tramways | 小計<br>Sub-total |
|                     |                       |               |              |             |               |                 | 港鐵線路 <sup>(2)</sup><br>MTR Lines <sup>(2)</sup> | 機場快線<br>AEL | 東鐵 <sup>(3)</sup><br>East Rail <sup>(3)</sup> | 西鐵 <sup>(4)</sup><br>West Rail <sup>(4)</sup> | 輕鐵<br>Light Rail |                              |                 |
| <b>2007</b>         | <b>2 762.0</b>        | <b>576.6</b>  | <b>505.2</b> | <b>75.8</b> | <b>44.2</b>   | <b>3 963.8</b>  | <b>2 532.3</b>                                  | <b>27.9</b> | <b>941.1</b> <sup>(5)</sup>                   | <b>210.8</b> <sup>(5)</sup>                   | <b>371.6</b>     | <b>224.7</b>                 | <b>4 213.6</b>  |
| <b>2008</b>         | <b>2 695.3</b>        | <b>571.3</b>  | <b>479.4</b> | <b>78.9</b> | <b>47.0</b>   | <b>3 871.9</b>  | <b>3 557.6</b>                                  | <b>29.0</b> | -   | -   | <b>376.3</b>     | <b>225.0</b>                 | <b>4 187.8</b>  |
| <b>2009</b>         | <b>2 644.3</b>        | <b>570.0</b>  | <b>470.9</b> | <b>77.2</b> | <b>49.4</b>   | <b>3 811.8</b>  | <b>3 604.7</b>                                  | <b>27.0</b> | -   | -   | <b>393.1</b>     | <b>231.2</b>                 | <b>4 256.1</b>  |
| <b>2010</b>         | <b>2 593.8</b>        | <b>578.3</b>  | <b>471.6</b> | <b>80.6</b> | <b>52.2</b>   | <b>3 776.5</b>  | <b>3 840.9</b>                                  | <b>30.5</b> | -   | -   | <b>423.3</b>     | <b>226.8</b>                 | <b>4 521.5</b>  |
| <b>2011</b>         | <b>2 565.4</b>        | <b>602.6</b>  | <b>479.9</b> | <b>82.9</b> | <b>57.3</b>   | <b>3 788.0</b>  | <b>4 039.1</b>                                  | <b>32.3</b> | -   | -   | <b>441.9</b>     | <b>216.3</b>                 | <b>4 729.6</b>  |
| 2010 / 12           | 2 606.1               | 594.9         | 484.9        | 81.7        | 55.6          | 3 823.1         | 4 110.1   | 32.7        | -   | -   | 433.1            | 233.4                        | 4 809.3         |
| 2011 / 01           | 2 585.4               | 583.7         | 479.0        | 79.2        | 53.9          | 3 781.2         | 4 028.9   | 30.4        | -   | -   | 436.7            | 226.8                        | 4 722.9         |
| 02                  | 2 510.9               | 577.4         | 457.9        | 80.2        | 58.5          | 3 684.8         | 3 833.0   | 29.1        | -   | -   | 414.7            | 215.0                        | 4 491.7         |
| 03                  | 2 596.3               | 606.9         | 478.0        | 80.5        | 53.1          | 3 814.8         | 4 017.2   | 31.7        | -   | -   | 433.9            | 225.1                        | 4 708.0         |
| 04                  | 2 554.5               | 601.3         | 469.5        | 83.8        | 57.4          | 3 766.5         | 3 886.9   | 33.9        | -   | -   | 423.4            | 221.8                        | 4 566.0         |
| 05                  | 2 553.9               | 590.4         | 472.2        | 81.6        | 56.6          | 3 754.8         | 3 868.2   | 30.1        | -   | -   | 439.2            | 224.9                        | 4 562.5         |
| 06                  | 2 511.2               | 588.2         | 469.7        | 82.2        | 57.1          | 3 708.4         | 3 906.0   | 31.5        | -   | -   | 441.4            | 208.4                        | 4 587.2         |
| 07                  | 2 543.7               | 606.7         | 477.5        | 86.4        | 57.6          | 3 771.9         | 4 054.8   | 32.8        | -   | -   | 444.8            | 204.8                        | 4 737.2         |
| 08                  | 2 557.9               | 623.5         | 484.4        | 86.6        | 57.0          | 3 809.4         | 4 110.7   | 33.0        | -   | -   | 437.2            | 201.5                        | 4 782.4         |
| 09                  | 2 552.3               | 598.1         | 481.4        | 82.5        | 56.6          | 3 770.9         | 4 046.1   | 34.2        | -   | -   | 459.5            | 204.7                        | 4 744.5         |
| 10                  | 2 586.7               | 614.5         | 491.1        | 84.2        | 59.9          | 3 836.4         | 4 126.4   | 34.7        | -   | -   | 457.8            | 217.7                        | 4 836.6         |
| 11                  | 2 641.1               | 622.1         | 502.3        | 83.6        | 59.0          | 3 908.2         | 4 264.6   | 32.5        | -   | -   | 464.4            | 221.4                        | 4 982.9         |
| 12                  | 2 585.2               | 615.7         | 493.8        | 83.7        | 60.5          | 3 838.8         | 4 304.3   | 33.7        | -   | -   | 447.7            | 223.4                        | 5 009.1         |
| 2012 / 01           | 2 477.4               | 590.0         | 467.4        | 81.4        | 60.5          | 3 676.7         | 4 015.3   | 32.5        | -   | -   | 434.9            | 206.7                        | 4 689.4         |
| 02                  | 2 572.1               | 618.4         | 485.7        | 80.9        | 59.5          | 3 816.6         | 4 176.9   | 30.8        | -   | -   | 449.5            | 209.1                        | 4 866.3         |
| 03                  | 2 573.0               | 621.5         | 490.3        | 83.5        | 61.1          | 3 829.3         | 4 161.6   | 31.9        | -   | -   | 450.1            | 210.5                        | 4 854.2         |
| 04                  | 2 473.3               | 589.9         | 470.1        | 86.2        | 60.5          | 3 680.0         | 3 923.4   | 36.4        | -   | -   | 429.5            | 198.7                        | 4 588.1         |
| 05                  | 2 591.4               | 614.2         | 487.3        | 85.8        | 57.3          | 3 836.0         | 4 107.7   | 34.3        | -   | -   | 463.6            | 198.1                        | 4 803.7         |

註： (1) 地鐵及九廣鐵路的車務運作已於二零零七年十二月二日合併成為港鐵。合併後，於九龍塘、美孚、南昌、尖沙咀或尖東站轉線的乘客，在計算乘客人次上跟以往有所不同，故合併前後的數字不可作直接比較。

(2) 港鐵線路包括觀塘、荃灣、港島、東涌、迪士尼、將軍澳、東鐵、西鐵、馬鞍山線及城際客運。港鐵將軍澳線康城站在二零零九年七月二十六日啟用，西鐵線柯士甸站在二零零九年八月十六日啟用。

(3) 九廣鐵路東鐵包括馬鞍山鐵路、落馬洲支線及城際客運。落馬洲支線在二零零七年八月十五日啟用。由二零零七年十二月二日起，東鐵歸入港鐵東鐵及馬鞍山線。

(4) 由二零零七年十二月二日起，九廣鐵路西鐵歸入港鐵西鐵線。

(5) 由於九廣鐵路東鐵及西鐵於二零零七年只計算335天的乘客人次，因此個別鐵路的平均每日乘客人次的數字加起來不等於鐵路的小計。

Notes : (1) The operations of the MTR and KCRC were merged on 2 December 2007. Afterwards, the counting of passenger journey for passengers making railway interchanges at Kowloon Tong, Mei Foo, Nam Cheong, Tsim Sha Tsui and East Tsim Sha Tsui stations was different. Hence, the figures after the merger are not strictly comparable with those of earlier figures.

(2) MTR Lines include Kwun Tong, Tsuen Wan, Island, Tung Chung, Disneyland Resort, Tseung Kwan O, East Rail, West Rail, Ma On Shan Lines and Intercity. MTR Tseung Kwan O Line LOHAS Park Station was introduced on 26 July 2009 and West Rail Line Austin Station was opened on 16 August 2009.

(3) KCRC East Rail includes Ma On Shan Rail, Lok Ma Chau Spur Line and Intercity. Lok Ma Chau Spur Line was introduced on 15 August 2007. East Rail has been merged under MTR East Rail and Ma On Shan Lines since 2 December 2007.

(4) KCRC West Rail has been merged under MTR West Rail Line since 2 December 2007.

(5) The average daily patronage figures for individual rails do not add up to the sub-total of railways since figures for KCRC East Rail and West Rail are average of 335 days in 2007.

表 2.1S (續)  
Table 2.1S (cont'd)

| 年 / 月<br>Year/Month | 公共小巴 Public Light Buses |              |                 | 渡輪 <sup>(6)</sup> Ferries <sup>(6)</sup> |                      |                                     |                 | 的士<br>Taxis    | 居民巴士 <sup>(7)</sup><br>Residents'<br>Services <sup>(7)</sup> | 港鐵巴士<br>(新界西北)<br>MTR Buses<br>(Northwest New Territories) | 山頂纜車<br>Peak<br>Tramway | 總計<br>Total     | 當年/月日數<br>No. of Days in<br>the Year/Month |
|---------------------|-------------------------|--------------|-----------------|--|----------------------|-------------------------------------|-----------------|----------------|--|--|-------------------------|-----------------|--|
|                     | 專線小巴<br>GMB             | 紅色小巴<br>RMB  | 小計<br>Sub-total | 新渡輪<br>New World<br>First Ferry          | 天星小輪<br>"Star" Ferry | 其他持牌渡輪<br>Other Licensed<br>Ferries | 小計<br>Sub-total |                |  |  |                         |                 |  |
| <b>2007</b>         | <b>1 400.4</b>          | <b>414.9</b> | <b>1 815.3</b>  | <b>40.8</b>                              | <b>70.8</b>          | <b>36.5</b>                         | <b>148.1</b>    | <b>1 097.3</b> | <b>182.0</b>   | <b>88.9</b>  | <b>13.5</b>             | <b>11 522.6</b> | <b>365</b>                                 |
| <b>2008</b>         | <b>1 439.4</b>          | <b>398.0</b> | <b>1 837.3</b>  | <b>37.5</b>                              | <b>68.9</b>          | <b>40.7</b>                         | <b>147.1</b>    | <b>1 070.3</b> | <b>192.1</b>   | <b>94.9</b>  | <b>13.6</b>             | <b>11 415.2</b> | <b>366</b>                                 |
| <b>2009</b>         | <b>1 463.0</b>          | <b>390.1</b> | <b>1 853.1</b>  | <b>33.6</b>                              | <b>65.2</b>          | <b>41.5</b>                         | <b>140.3</b>    | <b>954.3</b>   | <b>213.5</b>   | <b>102.8</b>   | <b>13.3</b>             | <b>11 345.1</b> | <b>365</b>                                 |
| <b>2010</b>         | <b>1 505.6</b>          | <b>375.4</b> | <b>1 881.1</b>  | <b>34.8</b>                              | <b>63.0</b>          | <b>37.7</b>                         | <b>135.5</b>    | <b>981.5</b>   | <b>222.0</b>   | <b>112.0</b>   | <b>14.7</b>             | <b>11 644.7</b> | <b>365</b>                                 |
| <b>2011</b>         | <b>1 531.6</b>          | <b>363.4</b> | <b>1 895.0</b>  | <b>36.2</b>                              | <b>61.0</b>          | <b>38.3</b>                         | <b>135.6</b>    | <b>996.5</b>   | <b>233.3</b>   | <b>120.4</b>   | <b>15.8</b>             | <b>11 914.2</b> | <b>365</b>                                 |
| 2010 / 12           | 1 520.2                 | 368.6        | 1 888.8         | 36.3                                     | 73.7                 | 38.8                                | 148.8           | 972.8          | 223.9  | 115.7  | 16.7                    | 11 999.2        | 31   |
| 2011 / 01           | 1 526.7                 | 367.4        | 1 894.1         | 32.9                                     | 59.7                 | 36.3                                | 129.0           | 1 004.1        | 230.5  | 115.8  | 15.5                    | 11 893.1        | 31   |
| 02                  | 1 480.2                 | 357.6        | 1 837.8         | 36.3                                     | 62.9                 | 38.5                                | 137.8           | 990.8          | 225.5  | 108.0  | 15.7                    | 11 492.1        | 28   |
| 03                  | 1 527.1                 | 374.9        | 1 902.1         | 35.1                                     | 63.2                 | 38.4                                | 136.7           | 1 007.3        | 234.6  | 120.9  | 12.7                    | 11 937.1        | 31   |
| 04                  | 1 503.8                 | 352.5        | 1 856.3         | 41.4                                     | 61.2                 | 42.4                                | 145.1           | 982.8          | 226.2  | 116.3  | 15.5                    | 11 674.6        | 30   |
| 05                  | 1 516.7                 | 357.5        | 1 874.2         | 37.0                                     | 55.9                 | 39.4                                | 132.3           | 993.0          | 232.3  | 120.5  | 14.7                    | 11 684.2        | 31   |
| 06                  | 1 530.2                 | 365.8        | 1 896.1         | 33.8                                     | 53.8                 | 37.2                                | 124.8           | 1 007.5        | 238.4  | 119.0  | 14.8                    | 11 696.2        | 30   |
| 07                  | 1 533.3                 | 361.4        | 1 894.8         | 36.8                                     | 62.5                 | 35.4                                | 134.7           | 1 006.8        | 229.2  | 118.1  | 18.3                    | 11 910.9        | 31   |
| 08                  | 1 550.6                 | 371.8        | 1 922.4         | 38.4                                     | 63.1                 | 37.3                                | 138.8           | 1 011.6        | 235.8  | 117.5  | 19.2                    | 12 037.1        | 31   |
| 09                  | 1 547.8                 | 366.4        | 1 914.2         | 33.5                                     | 53.4                 | 36.7                                | 123.6           | 990.5          | 236.8  | 126.5  | 13.4                    | 11 920.4        | 30   |
| 10                  | 1 549.0                 | 356.7        | 1 905.7         | 36.0                                     | 62.5                 | 38.8                                | 137.3           | 992.4          | 235.2  | 127.5  | 16.0                    | 12 087.0        | 31   |
| 11                  | 1 569.3                 | 369.7        | 1 939.0         | 36.9                                     | 63.0                 | 40.1                                | 140.0           | 1 002.7        | 242.9  | 130.3  | 15.8                    | 12 361.7        | 30   |
| 12                  | 1 539.9                 | 358.4        | 1 898.4         | 36.8                                     | 71.1                 | 39.4                                | 147.2           | 967.4          | 231.9  | 124.0  | 17.7                    | 12 234.5        | 31   |
| 2012 / 01           | 1 494.4 #               | 342.1        | 1 836.5 #       | 34.2                                     | 58.6                 | 36.3                                | 129.1           | 1 010.6 #      | 224.5 #  | 114.3  | 17.0                    | 11 698.0 #      | 31   |
| 02                  | 1 531.8 #               | 364.8        | 1 896.6 #       | 34.2                                     | 59.7                 | 37.8                                | 131.6           | 954.8 #        | 233.5 #  | 125.8  | 15.2                    | 12 040.5 #      | 29   |
| 03                  | 1 536.5 #               | 364.3        | 1 900.8 #       | 36.4                                     | 59.2                 | 38.9                                | 134.5           | 965.5 #        | 239.6 #  | 126.6  | 12.9                    | 12 063.5 #      | 31   |
| 04                  | 1 494.8 #               | 331.5        | 1 826.3 #       | 42.7                                     | 60.9                 | 40.3                                | 143.9           | 953.3 #        | 229.9 #  | 118.7  | 15.2                    | 11 555.4 #      | 30   |
| 05                  | 1 536.8 #               | 356.7        | 1 893.5 #       | 35.5                                     | 56.2                 | 39.0                                | 130.7           | 955.9 #        | 233.9 #  | 128.0  | 14.6                    | 11 996.3 #      | 31   |

註：(6) 渡輪服務包括專營及持牌渡輪服務，但不包括街渡。

(7) 居民巴士服務是由或代任何住宅發展的管理機構、住客或擁有人提供，以運載乘客往返該住宅發展的服務。居民巴士服務是非專營公共巴士服務的其中一種。非專營公共巴士亦提供遊覽服務、酒店服務、學生服務、僱員服務、國際乘客服務及合約式出租服務，但因沒有相關資料，這些服務的乘客人次數字未能提供。

Notes : (6) Ferries include franchised services and licensed services but exclude Kaitos.

(7) Residents' services are services provided by or on behalf of the management, residents or owners of any residential development for the carriage of passengers to or from the residential development. Residents' services is a type of non-franchised public bus services. Non-franchised public buses also provide tour service, hotel service, student service, employees' service, international passenger service and contract hire service. But since relevant data is not available, the patronage figures for these services cannot be provided.

表 2.1 : 按公共交通營辦商劃分的公共交通乘客人次  
 Table 2.1 : Passenger Journeys by Public Transport Operator

| 年 / 月<br>Year / Month | 專營巴士 Franchised Buses |                     |                     |                 |                |               |               | 小計<br>Sub-total  |
|-----------------------|-----------------------|---------------------|---------------------|-----------------|----------------|---------------|---------------|------------------|
|                       | 九巴<br>KMB             | 城巴<br>Citybus       |                     |                 | 新巴<br>NWFB     | 龍運<br>LWB     | 新大嶼山巴士<br>NLB |                  |
|                       |                       | 專營 1<br>Franchise 1 | 專營 2<br>Franchise 2 | 小計<br>Sub-total |                |               |               |                  |
| <b>2007</b>           | <b>1 008 141</b>      | <b>188 328</b>      | <b>22 118</b>       | <b>210 446</b>  | <b>184 380</b> | <b>27 668</b> | <b>16 145</b> | <b>1 446 780</b> |
| <b>2008</b>           | <b>986 487</b>        | <b>187 019</b>      | <b>22 081</b>       | <b>209 100</b>  | <b>175 472</b> | <b>28 874</b> | <b>17 191</b> | <b>1 417 124</b> |
| <b>2009</b>           | <b>965 164</b>        | <b>186 574</b>      | <b>21 490</b>       | <b>208 064</b>  | <b>171 886</b> | <b>28 160</b> | <b>18 040</b> | <b>1 391 314</b> |
| <b>2010</b>           | <b>946 740</b>        | <b>188 529</b>      | <b>22 538</b>       | <b>211 067</b>  | <b>172 121</b> | <b>29 411</b> | <b>19 064</b> | <b>1 378 404</b> |
| <b>2011</b>           | <b>936 364</b>        | <b>196 453</b>      | <b>23 487</b>       | <b>219 940</b>  | <b>175 163</b> | <b>30 254</b> | <b>20 899</b> | <b>1 382 620</b> |
| 2010 / 12             | 80 788                | 16 474              | 1 967               | 18 441          | 15 031         | 2 534         | 1 722         | 118 516          |
| 2011 / 01             | 80 148                | 16 188              | 1 906               | 18 094          | 14 849         | 2 455         | 1 671         | 117 217          |
| 02                    | 70 305                | 14 456              | 1 710               | 16 166          | 12 821         | 2 244         | 1 638         | 103 175          |
| 03                    | 80 486                | 16 898              | 1 917               | 18 815          | 14 817         | 2 494         | 1 646         | 118 258          |
| 04                    | 76 636                | 16 085              | 1 953               | 18 038          | 14 085         | 2 514         | 1 723         | 112 995          |
| 05                    | 79 172                | 16 349              | 1 953               | 18 302          | 14 639         | 2 529         | 1 756         | 116 398          |
| 06                    | 75 336                | 15 741              | 1 905               | 17 646          | 14 091         | 2 467         | 1 712         | 111 252          |
| 07                    | 78 856                | 16 734              | 2 073               | 18 808          | 14 801         | 2 679         | 1 787         | 116 930          |
| 08                    | 79 296                | 17 221              | 2 109               | 19 329          | 15 017         | 2 683         | 1 766         | 118 092          |
| 09                    | 76 569                | 16 039              | 1 903               | 17 942          | 14 442         | 2 476         | 1 699         | 113 127          |
| 10                    | 80 187                | 17 027              | 2 022               | 19 050          | 15 225         | 2 610         | 1 857         | 118 928          |
| 11                    | 79 232                | 16 696              | 1 969               | 18 664          | 15 069         | 2 509         | 1 771         | 117 246          |
| 12                    | 80 142                | 17 020              | 2 067               | 19 086          | 15 307         | 2 594         | 1 874         | 119 003          |
| 2012 / 01             | 76 799                | 16 282              | 2 008               | 18 289          | 14 491         | 2 523         | 1 875         | 113 976          |
| 02                    | 74 590                | 16 087              | 1 848               | 17 935          | 14 085         | 2 347         | 1 725         | 110 682          |
| 03                    | 79 762                | 17 235              | 2 031               | 19 266          | 15 199         | 2 589         | 1 893         | 118 709          |
| 04                    | 74 199                | 15 663              | 2 034               | 17 696          | 14 104         | 2 586         | 1 816         | 110 401          |
| 05                    | 80 333                | 16 948              | 2 092               | 19 040          | 15 107         | 2 660         | 1 775         | 118 915          |

表 2.1 (續)  
Table 2.1 (cont'd)

| 年 / 月<br>Year/Month | 鐵路 Railways                                     |               |   |   |                  |                  | 香港電車<br>Hongkong<br>Tramways | 小計<br>Sub-total |
|---------------------|---|---------------|---|---|------------------|------------------|------------------------------|-----------------|
|                     | 港鐵 <sup>(1)</sup><br>MTR <sup>(1)</sup>         |               |   |   |                  | 輕鐵<br>Light Rail |                              |                 |
|                     | 港鐵線路 <sup>(2)</sup><br>MTR Lines <sup>(2)</sup> | 機場快線<br>AEL   | 東鐵 <sup>(3)</sup><br>East Rail <sup>(3)</sup> | 西鐵 <sup>(4)</sup><br>West Rail <sup>(4)</sup> | 輕鐵<br>Light Rail |                  |                              |                 |
| <b>2007</b>         | <b>924 278</b>                                  | <b>10 175</b> | <b>315 272</b>                                | <b>70 620</b>                                 | <b>135 620</b>   | <b>82 009</b>    | <b>1 537 974</b>             |                 |
| <b>2008</b>         | <b>1 302 069</b>                                | <b>10 601</b> | -   | -   | <b>137 730</b>   | <b>82 347</b>    | <b>1 532 747</b>             |                 |
| <b>2009</b>         | <b>1 315 732</b>                                | <b>9 869</b>  | -   | -   | <b>143 489</b>   | <b>84 383</b>    | <b>1 553 473</b>             |                 |
| <b>2010</b>         | <b>1 401 912</b>                                | <b>11 145</b> | -   | -   | <b>154 522</b>   | <b>82 783</b>    | <b>1 650 362</b>             |                 |
| <b>2011</b>         | <b>1 474 255</b>                                | <b>11 799</b> | -   | -   | <b>161 289</b>   | <b>78 960</b>    | <b>1 726 303</b>             |                 |
| 2010 / 12           | 127 414   | 1 012         | -   | -   | 13 427           | 7 237            | 149 090                      |                 |
| 2011 / 01           | 124 896   | 942           | -   | -   | 13 539           | 7 032            | 146 409                      |                 |
| 02                  | 107 323   | 814           | -   | -   | 11 611           | 6 020            | 125 767                      |                 |
| 03                  | 124 534   | 984           | -   | -   | 13 451           | 6 979            | 145 948                      |                 |
| 04                  | 116 606   | 1 018         | -   | -   | 12 702           | 6 653            | 136 979                      |                 |
| 05                  | 119 914   | 934           | -   | -   | 13 615           | 6 973            | 141 436                      |                 |
| 06                  | 117 181   | 945           | -   | -   | 13 241           | 6 251            | 137 617                      |                 |
| 07                  | 125 699   | 1 016         | -   | -   | 13 790           | 6 349            | 146 854                      |                 |
| 08                  | 127 431   | 1 022         | -   | -   | 13 554           | 6 248            | 148 255                      |                 |
| 09                  | 121 383   | 1 025         | -   | -   | 13 786           | 6 141            | 142 334                      |                 |
| 10                  | 127 919   | 1 076         | -   | -   | 14 191           | 6 749            | 149 935                      |                 |
| 11                  | 127 938   | 976           | -   | -   | 13 931           | 6 642            | 149 486                      |                 |
| 12                  | 133 432   | 1 046         | -   | -   | 13 880           | 6 926            | 155 283                      |                 |
| 2012 / 01           | 124 473   | 1 008         | -   | -   | 13 482           | 6 408            | 145 371                      |                 |
| 02                  | 121 130   | 894           | -   | -   | 13 035           | 6 065            | 141 123                      |                 |
| 03                  | 129 011   | 989           | -   | -   | 13 953           | 6 527            | 150 479                      |                 |
| 04                  | 117 702   | 1 093         | -   | -   | 12 884           | 5 962            | 137 642                      |                 |
| 05                  | 127 339   | 1 063         | -   | -   | 14 372           | 6 141            | 148 914                      |                 |

- 註： (1) 地鐵及九廣鐵路的車務運作已於二零零七年十二月二日合併成為港鐵。合併後，於九龍塘、美孚、南昌、尖沙咀或尖東站轉線的乘客，在計算乘客人次上跟以往有所不同，故合併前後的數字不可作直接比較。
- (2) 港鐵線路包括觀塘、荃灣、港島、東涌、迪士尼、將軍澳、東鐵、西鐵、馬鞍山線及城際客運。港鐵將軍澳線康城站在二零零九年七月二十六日啓用，西鐵線柯士甸站在二零零九年八月十六日啓用。
- (3) 九廣鐵路東鐵包括馬鞍山鐵路、落馬洲支線及城際客運。落馬洲支線在二零零七年八月十五日啓用。由二零零七年十二月二日起，東鐵歸入港鐵東鐵及馬鞍山線。
- (4) 由二零零七年十二月二日起，九廣鐵路西鐵歸入港鐵西鐵線。

- Notes: (1) The operations of the MTR and KCRC were merged on 2 December 2007. Afterwards, the counting of passenger journey for passengers making railway interchanges at Kowloon Tong, Mei Foo, Nam Cheong, Tsim Sha Tsui and East Tsim Sha Tsui stations was different. Hence, the figures after the merger are not strictly comparable with those of earlier figures.
- (2) MTR Lines include Kwun Tong, Tsuen Wan, Island, Tung Chung, Disneyland Resort, Tseung Kwan O, East Rail, West Rail, Ma On Shan Lines and Intercity. MTR Tseung Kwan O Line LOHAS Park Station was introduced on 26 July 2009 and West Rail Line Austin Station was opened on 16 August 2009.
- (3) KCRC East Rail includes Ma On Shan Rail, Lok Ma Chau Spur Line and Intercity. Lok Ma Chau Spur Line was introduced on 15 August 2007. East Rail has been merged under MTR East Rail and Ma On Shan Lines since 2 December 2007.
- (4) KCRC West Rail has been merged under MTR West Rail Line since 2 December 2007.

表 2.1 (續)  
Table 2.1 (cont'd)

| 年 / 月<br>Year/Month | 公共小巴 Public Light Buses |                |                 | 渡輪 <sup>(5)</sup> Ferries <sup>(5)</sup> |                      |                                     |                 |
|---------------------|-------------------------|----------------|-----------------|--|----------------------|-------------------------------------|-----------------|
|                     | 專線小巴<br>GMB             | 紅色小巴<br>RMB    | 小計<br>Sub-total | 新渡輪<br>New World<br>First Ferry          | 天星小輪<br>“Star” Ferry | 其他持牌渡輪<br>Other Licensed<br>Ferries | 小計<br>Sub-total |
| <b>2007</b>         | <b>511 158</b>          | <b>151 429</b> | <b>662 587</b>  | <b>14 883</b>                            | <b>25 851</b>        | <b>13 334</b>                       | <b>54 067</b>   |
| <b>2008</b>         | <b>526 807</b>          | <b>145 661</b> | <b>672 469</b>  | <b>13 729</b>                            | <b>25 212</b>        | <b>14 894</b>                       | <b>53 835</b>   |
| <b>2009</b>         | <b>533 998</b>          | <b>142 389</b> | <b>676 387</b>  | <b>12 250</b>                            | <b>23 804</b>        | <b>15 150</b>                       | <b>51 204</b>   |
| <b>2010</b>         | <b>549 559</b>          | <b>137 025</b> | <b>686 584</b>  | <b>12 702</b>                            | <b>23 013</b>        | <b>13 749</b>                       | <b>49 464</b>   |
| <b>2011</b>         | <b>559 026</b>          | <b>132 639</b> | <b>691 665</b>  | <b>13 228</b>                            | <b>22 283</b>        | <b>13 986</b>                       | <b>49 497</b>   |
| 2010 / 12           | 47 126                  | 11 428         | 58 554          | 1 124                                    | 2 285                | 1 204                               | 4 613           |
| 2011 / 01           | 47 328                  | 11 389         | 58 718          | 1 020                                    | 1 851                | 1 126                               | 3 998           |
| 02                  | 41 446                  | 10 013         | 51 459          | 1 017                                    | 1 762                | 1 079                               | 3 858           |
| 03                  | 47 341                  | 11 623         | 58 964          | 1 088                                    | 1 960                | 1 190                               | 4 238           |
| 04                  | 45 113                  | 10 575         | 55 688          | 1 242                                    | 1 837                | 1 273                               | 4 353           |
| 05                  | 47 017                  | 11 083         | 58 100          | 1 146                                    | 1 734                | 1 221                               | 4 101           |
| 06                  | 45 907                  | 10 974         | 56 882          | 1 015                                    | 1 614                | 1 116                               | 3 745           |
| 07                  | 47 533                  | 11 205         | 58 738          | 1 141                                    | 1 938                | 1 096                               | 4 176           |
| 08                  | 48 068                  | 11 526         | 59 594          | 1 189                                    | 1 956                | 1 157                               | 4 302           |
| 09                  | 46 435                  | 10 991         | 57 426          | 1 006                                    | 1 601                | 1 101                               | 3 707           |
| 10                  | 48 019                  | 11 058         | 59 077          | 1 116                                    | 1 936                | 1 203                               | 4 255           |
| 11                  | 47 079                  | 11 092         | 58 171          | 1 107                                    | 1 890                | 1 203                               | 4 200           |
| 12                  | 47 738                  | 11 111         | 58 849          | 1 140                                    | 2 204                | 1 220                               | 4 564           |
| 2012 / 01           | 46 326 #                | 10 606         | 56 932 #        | 1 061                                    | 1 816                | 1 126                               | 4 003           |
| 02                  | 44 422 #                | 10 579         | 55 001 #        | 991                                      | 1 731                | 1 095                               | 3 817           |
| 03                  | 47 632 #                | 11 292         | 58 925 #        | 1 128                                    | 1 835                | 1 207                               | 4 170           |
| 04                  | 44 843 #                | 9 946          | 54 789 #        | 1 282                                    | 1 828                | 1 208                               | 4 317           |
| 05                  | 47 641 #                | 11 057         | 58 698 #        | 1 101                                    | 1 744                | 1 207                               | 4 052           |

註：(5) 渡輪服務包括專營及持牌渡輪服務，但不包括街渡。

Notes : (5) Ferries include franchised services and licensed services but exclude Kaitos.

表 2.1 (續)  
Table 2.1 (cont'd)

| 年 / 月<br>Year/Month | 的士<br>Taxis    | 居民巴士 <sup>(6)</sup><br>Residents'<br>Services <sup>(6)</sup> | 港鐵巴士<br>(新界西北)<br>MTR Buses<br>(Northwest New Territories) | 山頂纜車<br>Peak<br>Tramway | 總計<br>Total      | 平均每日<br>Average<br>Daily |
|---------------------|----------------|--|--|-------------------------|------------------|--------------------------|
| <b>2007</b>         | <b>400 516</b> | <b>66 432</b>  | <b>32 452</b>  | <b>4 929</b>            | <b>4 205 738</b> | <b>11 523</b>            |
| <b>2008</b>         | <b>391 748</b> | <b>70 321</b>  | <b>34 736</b>  | <b>4 984</b>            | <b>4 177 964</b> | <b>11 415</b>            |
| <b>2009</b>         | <b>348 308</b> | <b>77 923</b>  | <b>37 517</b>  | <b>4 843</b>            | <b>4 140 970</b> | <b>11 345</b>            |
| <b>2010</b>         | <b>358 250</b> | <b>81 017</b>  | <b>40 881</b>  | <b>5 359</b>            | <b>4 250 321</b> | <b>11 645</b>            |
| <b>2011</b>         | <b>363 711</b> | <b>85 159</b>  | <b>43 956</b>  | <b>5 755</b>            | <b>4 348 667</b> | <b>11 914</b>            |
| 2010 / 12           | 30 157         | 6 942  | 3 586  | 518                     | 371 976          | 11 999                   |
| 2011 / 01           | 31 129         | 7 145  | 3 590  | 479                     | 368 685          | 11 893                   |
| 02                  | 27 743         | 6 313  | 3 025  | 440                     | 321 780          | 11 492                   |
| 03                  | 31 228         | 7 274  | 3 746  | 392                     | 370 049          | 11 937                   |
| 04                  | 29 483         | 6 787  | 3 488  | 464                     | 350 238          | 11 675                   |
| 05                  | 30 783         | 7 201  | 3 737  | 456                     | 362 212          | 11 684                   |
| 06                  | 30 226         | 7 153  | 3 569  | 443                     | 350 886          | 11 696                   |
| 07                  | 31 209         | 7 106  | 3 660  | 566                     | 369 239          | 11 911                   |
| 08                  | 31 359         | 7 311  | 3 643  | 594                     | 373 150          | 12 037                   |
| 09                  | 29 714         | 7 104  | 3 796  | 403                     | 357 611          | 11 920                   |
| 10                  | 30 766         | 7 290  | 3 951  | 496                     | 374 697          | 12 087                   |
| 11                  | 30 081         | 7 286  | 3 908  | 473                     | 370 851          | 12 362                   |
| 12                  | 29 990         | 7 189  | 3 844  | 547                     | 379 270          | 12 235                   |
| 2012 / 01           | 31 328 #       | 6 959 #  | 3 542  | 526                     | 362 639 #        | 11 698 #                 |
| 02                  | 27 691 #       | 6 772 #  | 3 647  | 442                     | 349 175 #        | 12 041 #                 |
| 03                  | 29 931 #       | 7 429 #  | 3 925  | 400                     | 373 969 #        | 12 064 #                 |
| 04                  | 28 598 #       | 6 898 #  | 3 562  | 455                     | 346 662 #        | 11 555 #                 |
| 05                  | 29 633 #       | 7 249 #  | 3 969  | 453                     | 371 884 #        | 11 996 #                 |

註： (6) 居民巴士服務是由或代任何住宅發展的管理機構、住客或擁有人提供，以運載乘客往返該住宅發展的服務。居民巴士服務是非專營公共巴士服務的其中一種。非專營公共巴士亦提供遊覽服務、酒店服務、學生服務、僱員服務、國際乘客服務及合約式出租服務，但因沒有相關資料，這些服務的乘客人次數字未能提供。

Notes: (6) Residents' services are services provided by or on behalf of the management, residents or owners of any residential development for the carriage of passengers to or from the residential development. Residents' services is a type of non-franchised public bus services. Non-franchised public buses also provide tour service, hotel service, student service, employees' service, international passenger service and contract hire service. But since relevant data is not available, the patronage figures for these services cannot be provided.

表 2.2 : 按公共交通營辦商劃分的公共交通營運統計數字 (二零一二年五月)

Table 2.2 : Operating Statistics by Public Transport Operator (May 2012)

2012/05

| 公共交通<br>Public Transport                    |                                  | 乘客人次 <sup>(1)</sup><br>Passenger Journeys <sup>(1)</sup> |   |                      | 車輛行駛里數 <sup>(2)</sup><br>Car KM Operated <sup>(2)</sup> |                     |          | 領牌車/船隊規模 <sup>(3)</sup><br>Licensed Fleet <sup>(3)</sup>                       |  |                                       |                             | 載客量<br>Passenger Carrying Capacity |                |                |                |
|---|----------------------------------|--|---|----------------------|---|---------------------|----------|--|--|---------------------------------------|-----------------------------|------------------------------------|----------------|----------------|----------------|
| 分類<br>Mode                                  | 營辦商<br>Operator                  | 月內<br>During<br>Month                                    | 比較<br>Compared with                             |                      | 月內<br>During<br>Month                                   | 比較<br>Compared with |          | 月底<br>As at End of<br>Month  | 比較<br>Compared with  |                                       | 月底<br>As at End of<br>Month | 比較<br>Compared with                |                |                |                |
|   |                                  |  | (000)   | 2011/05<br>(%)       |   | 2012/04<br>(%)      | (000)    |  | 2011/05<br>(%)   | 2012/04<br>(%)                        |                             | 2011/05<br>(%)                     | 2012/04<br>(%) | 2011/05<br>(%) | 2012/04<br>(%) |
| 專營巴士<br>Franchised<br>Buses                 | 九巴<br>KMB                        | 80 333<br>( 8 088)                                       | +1<br>+3  | +8<br>+7             | 26 694<br>( 3 168)                                      | +3<br>+1            | +6<br>+6 | 巴士 <sup>(4)</sup> Buses <sup>(4)</sup><br>- 雙層 Double Deck<br>- 單層 Single Deck | 3 916<br>3 734<br>182  | +3<br>+3<br>+21                       | §<br>§<br>+4                | 485 626                            | +3             | §              |                |
|   | 城巴<br>Citybus                    | 專營 1<br>Franchise 1                                      | 16 948<br>( 4 177)                              | +4<br>+3             | +8<br>+6  | 4 613<br>( 2 067)   | -1<br>§  | +4<br>+5   | 巴士 <sup>(4)</sup> Buses <sup>(4)</sup><br>- 雙層 Double Deck<br>- 單層 Single Deck | 759<br>694<br>65                      | §<br>§<br>-                 | -<br>-<br>-                        | 92 708         | -2             | -              |
|   |                                  | 專營 2<br>Franchise 2                                      | 2 092<br>( 399)                                 | +7<br>+3             | +3<br>-1  | 2 312<br>( 687)     | +1<br>§  | +3<br>+2   | 巴士 <sup>(4)</sup> Buses <sup>(4)</sup><br>- 雙層 Double Deck<br>- 單層 Single Deck | 170<br>151<br>19                      | -1<br>-1<br>-               | -1<br>-1<br>-                      | 17 934         | -1             | -1             |
|   |                                  | 新巴<br>NWFB   | 15 107<br>( 5 013)                              | +3<br>+3             | +7<br>+7  | 4 058<br>( 1 600)   | -2<br>-3 | +3<br>+3   | 巴士 <sup>(4)</sup> Buses <sup>(4)</sup><br>- 雙層 Double Deck<br>- 單層 Single Deck | 717<br>681<br>36                      | §<br>§<br>-                 | +1<br>+1<br>-                      | 88 124         | §              | +1             |
|   | 龍運<br>LWB                        | 2 660  | +5  | +3                   | 2 167   | +1                  | +4       | 巴士 <sup>(4)</sup> Buses <sup>(4)</sup><br>- 雙層 Double Deck<br>- 單層 Single Deck | 166<br>166<br>-  | +1<br>+1<br>-                         | -<br>-<br>-                 | 19 685                             | -1             | §              |                |
|   | 新大嶼山巴士<br>NLB                    | 1 775  | +1  | -2                   | 590   | +1                  | -9       | 巴士 <sup>(4)</sup> Buses <sup>(4)</sup><br>- 雙層 Double Deck<br>- 單層 Single Deck | 104<br>-<br>104  | -<br>-<br>-                           | -<br>-<br>-                 | 6 727                              | +1             | -              |                |
|   | 小計<br>Sub-total                  | 118 915<br>( 17 677)                                     | +2<br>+3  | +8<br>+6             | 40 434<br>( 7 522)                                      | +2<br>§             | +5<br>+4 | 巴士 <sup>(4)</sup> Buses <sup>(4)</sup><br>- 雙層 Double Deck<br>- 單層 Single Deck | 5 832<br>5 426<br>406  | +2<br>+2<br>+8                        | §<br>§<br>+2                | 710 804                            | +2             | §              |                |
|   | 鐵路<br>Railways                   | 港鐵<br>MTR  | 港鐵線路 <sup>(5)</sup><br>MTR Lines <sup>(5)</sup> | 127 339<br>( 31 366) | +6<br>+6  | +8<br>+10           | 2 610    | +3   | +6   | 車卡 <sup>(6)</sup> Cars <sup>(6)</sup> | 1 716                       | +2                                 | -              | 540 702        | +2             |
| 機場快線<br>Airport Express Line                |                                  |  | 1 063<br>( 506)                                 | +14<br>+10           | -3<br>-1  | 246                 | +19      | +3   | 車卡 <sup>(6)</sup> Cars <sup>(6)</sup>  | 77                                    | -                           | -                                  | 7 700          | -              | -              |
| 輕鐵 Light Rail                               |                                  |  | 14 372  | +6                   | +12   | 663                 | +1       | +5   | 車卡 Light Rail Vehicle  | 139                                   | +5                          | -                                  | 31 136         | +5             | -              |
| 香港電車 HK Tramways                            |                                  |  | 6 141   | -12                  | +3  | 450                 | -3       | +5   | 雙層電車 <sup>(7)</sup> Double Deck Tramcars <sup>(7)</sup>                        | 161                                   | -                           | -                                  | 18 515         | -              | -              |
| 小計 Sub-total                                |                                  | 148 914  | +5  | +8                   | 3 969   | +3                  | +6       |  | 2 093  | +2                                    | -                           | 598 053                            | +2             | -              |                |
| 公共小巴<br>Public Light<br>Buses               | 專線小巴 GMB                         | 47 641 #   | +1  | +6                   | 28 015 #  | +1                  | +3       | 專線小巴 <sup>(4)</sup> GMB <sup>(4)</sup>   | 3 075  | +1                                    | §                           | 49 200                             | +1             | §              |                |
|   | 紅色小巴 RMB                         | 11 057   | §   | +11                  | N.A.  | N.A.                | N.A.     | 紅色小巴 <sup>(4)</sup> RMB <sup>(4)</sup>   | 1 274  | -3                                    | §                           | 20 384                             | -3             | §              |                |
|   | 小計 Sub-total                     | 58 698 #   | +1  | +7                   | N.A.  | N.A.                | N.A.     |  | 4 349  | §                                     | §                           | 69 584                             | §              | §              |                |
| 渡輪 <sup>(8)</sup><br>Ferries <sup>(8)</sup> | 新渡輪<br>New World First Ferry     | 1 101<br>( 225)  | -4<br>+7  | -14<br>+11           | -   | -                   | -        | 船隻 Vessels   | 22   | -8                                    | -                           | 14 323                             | -5             | -              |                |
|   | 天星小輪<br>"Star" Ferry             | 1 744<br>( 1 744)  | +1<br>+1  | -5<br>-5             | -   | -                   | -        | 船隻 Vessels   | 11   | -15                                   | -                           | 5 913                              | -20            | -              |                |
|   | 其他持牌渡輪<br>Other Licensed Ferries | 1 207<br>( 85)   | -1<br>+6  | §<br>+8              | -   | -                   | -        | 船隻 Vessels   | 38   | -                                     | +3                          | 11 099                             | +2             | +4             |                |
|   | 小計<br>Sub-total                  | 4 052<br>( 2 054)  | -1<br>+1  | -6<br>-3             | -   | -                   | -        | 船隻 Vessels   | 71   | -5                                    | +1                          | 31 335                             | -6             | +1             |                |



表 2.2 (續)  
Table 2.2 (cont'd)

2012/05

| 公共交通<br>Public Transport |                                       | 乘客人次 <sup>(1)</sup><br>Passenger Journeys <sup>(1)</sup> |                     |                | 車輛行駛里數 <sup>(2)</sup><br>Car KM Operated <sup>(2)</sup> |                     |                | 領牌車/船隊規模 <sup>(3)</sup><br>Licensed Fleet <sup>(3)</sup> |                     |                | 載客量<br>Passenger Carrying Capacity |                     |                |    |
|--------------------------|---------------------------------------|--|---------------------|----------------|---|---------------------|----------------|--|---------------------|----------------|------------------------------------|---------------------|----------------|----|
| 分類<br>Mode               | 營辦商<br>Operator                       | 月內<br>During<br>Month                                    | 比較<br>Compared with |                | 月內<br>During<br>Month                                   | 比較<br>Compared with |                | 月底<br>As at End of<br>Month                              | 比較<br>Compared with |                | 月底<br>As at End of<br>Month        | 比較<br>Compared with |                |    |
|                          |                                       | ('000)   | 2011/05<br>(%)      | 2012/04<br>(%) | ('000)  | 2011/05<br>(%)      | 2012/04<br>(%) |  | 2011/05<br>(%)      | 2012/04<br>(%) |                                    | 2011/05<br>(%)      | 2012/04<br>(%) |    |
| 山頂纜車                     | Peak Tramway                          | 453  | -1                  | §              | 10  | -2                  | +4             | 纜車 Tramcars  | 2                   | -              | -                                  | 240                 | -              | -  |
| 港鐵巴士(新界西北)               | MTR Buses (Northwest New Territories) | 3 969  | +6                  | +11            | 492   | +2                  | +7             | 巴士 <sup>(4)</sup> Buses <sup>(4)</sup>                   | 118                 | -              | +2                                 | 12 747              | §              | +1 |
|                          |                                       |  |                     |                |   |                     |                | - 雙層 Double Deck   | 94                  | +2             | +2                                 |                     |                |    |
|                          |                                       |  |                     |                |   |                     |                | - 單層 Single Deck   | 24                  | -8             | -                                  |                     |                |    |
| 居民巴士 <sup>(9)</sup>      | Residents' Services <sup>(9)</sup>    | 7 249 #  | +1                  | +5             | 3 411 #   | -1                  | +3             | 旅遊巴士 <sup>(4)</sup> Coaches <sup>(4)</sup>               | 1 119               | -1             | §                                  | 56 100              | §              | §  |
| 的士                       | Taxis                                 | 29 633 #   | -4                  | +4             | N.A.  | N.A.                | N.A.           | 的士 <sup>(4)</sup> Taxis <sup>(4)</sup>                   | 18 123              | §              | §                                  | 89 505              | §              | §  |
| 合計                       | Overall                               | 371 884 #  | +3                  | +7             |   |                     |                |  |                     |                |                                    | 1 568 368           | +1             | §  |

註： 括號內的數字代表過海服務。

- (1) 各類型行走固定路線的公共交通工具的營運統計數字由有關的營辦商提供。
- (2) 巴士營辦商的車輛行駛里數為收費里數。  
港鐵的里數則為列車行駛里數。
- (3) 指個別營辦商其領有牌照的車輛/船隻數目，當中包括後備車輛/船隻，所以一般不等於實際投入服務的車輛/船隻數目。
- (4) 數字來自運輸署牌照紀錄。
- (5) 港鐵線路包括觀塘、荃灣、港島、東涌、迪士尼、將軍澳、東鐵、西鐵、馬鞍山線及城際客運。
- (6) 只包括載人的車卡。
- (7) 電車的載客量是憲報刊登的名義上數字。
- (8) 渡輪服務包括專營及持牌渡輪服務，但不包括街渡。
- (9) 居民巴士服務是由或代任何住宅發展的管理機構、住客或擁有人提供，以運載乘客往返該住宅發展的服務。居民巴士服務是非專營公共巴士服務的其中一種。非專營公共巴士亦提供遊覽服務、酒店服務、學生服務、僱員服務、國際乘客服務及合約式出租服務，但因沒有相關資料，這些服務的乘客人次數字未能提供。

Notes :

- Figures in brackets represent cross harbour service.
- (1) Statistics of various fixed route modes are supplied by respective public transport operators.
  - (2) The Car km operated of bus operators refers to pay km.  
Car km of MTR refers to train-kilometers operated.
  - (3) Figures refer to the number of licensed vehicles/vessels, which include spares, owned by individual operators. Hence the numbers of vehicles/vessels deployed in service are generally not the actual numbers.
  - (4) Figures are based on the licensing records of Transport Department.
  - (5) MTR Lines include Kwun Tong, Tsuen Wan, Island, Tung Chung, Disneyland Resort, Tseung Kwan O, East Rail, West Rail, Ma On Shan Lines and Intercity.
  - (6) Including passenger cars only.
  - (7) The passenger carrying capacity of a tramcar is nominal figure listed in gazette schedules.
  - (8) Ferries include franchised services and licensed services but exclude Kaitos.
  - (9) Residents' services are services provided by or on behalf of the management, residents or owners of any residential development for the carriage of passengers to or from the residential development. Residents' services is a type of non-franchised public bus services. Non-franchised public buses also provide tour service, hotel service, student service, employees' service, international passenger service and contract hire service. But since relevant data is not available, the patronage figures for these services cannot be provided.

圖 2.1 - 按固定路線的公共交通營辦商劃分的乘客人次 (二零一二年五月)  
 Chart 2.1 - Passenger Journeys by Fixed Route Public Transport Operator (May 2012)

2012/05

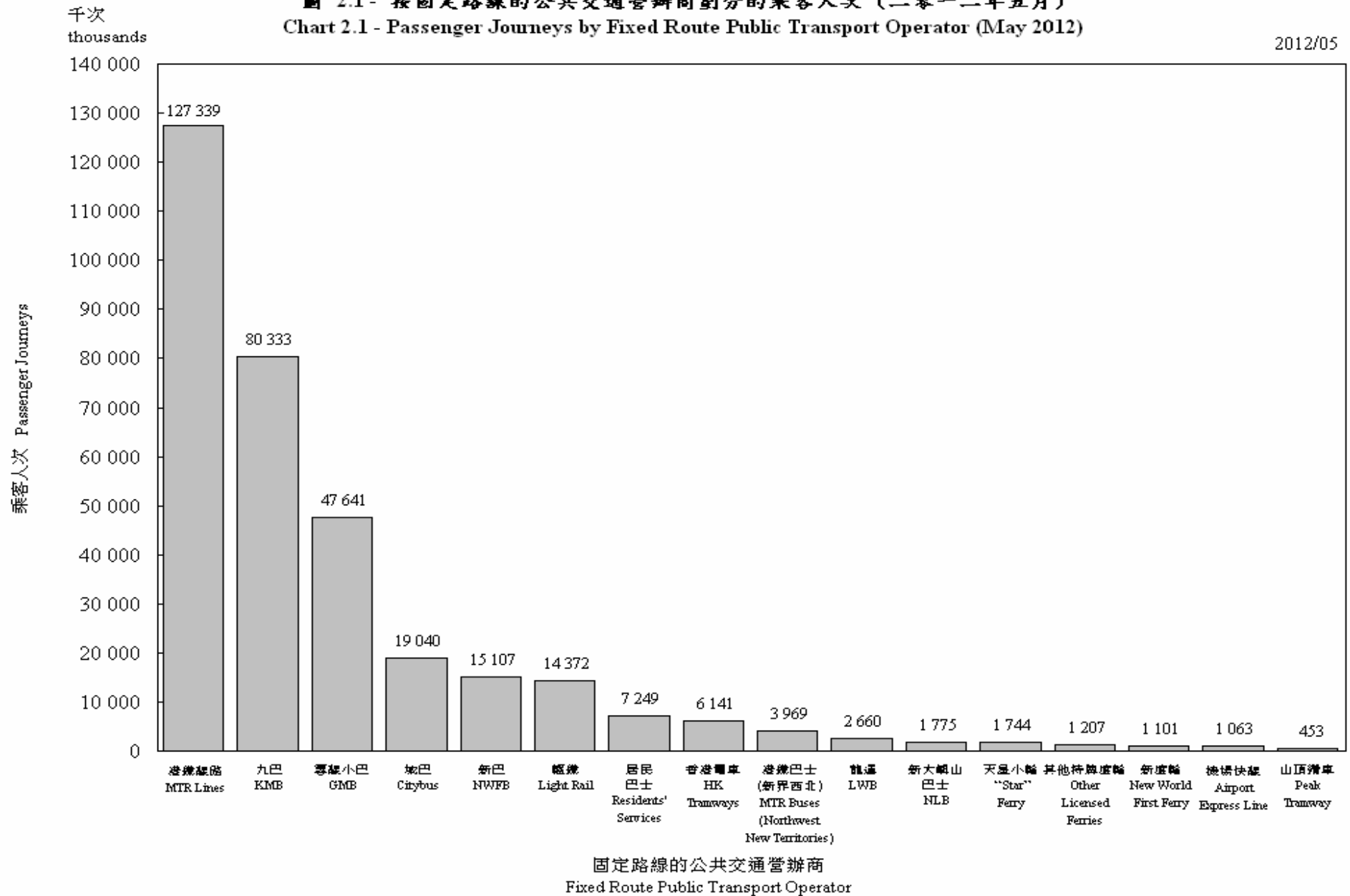
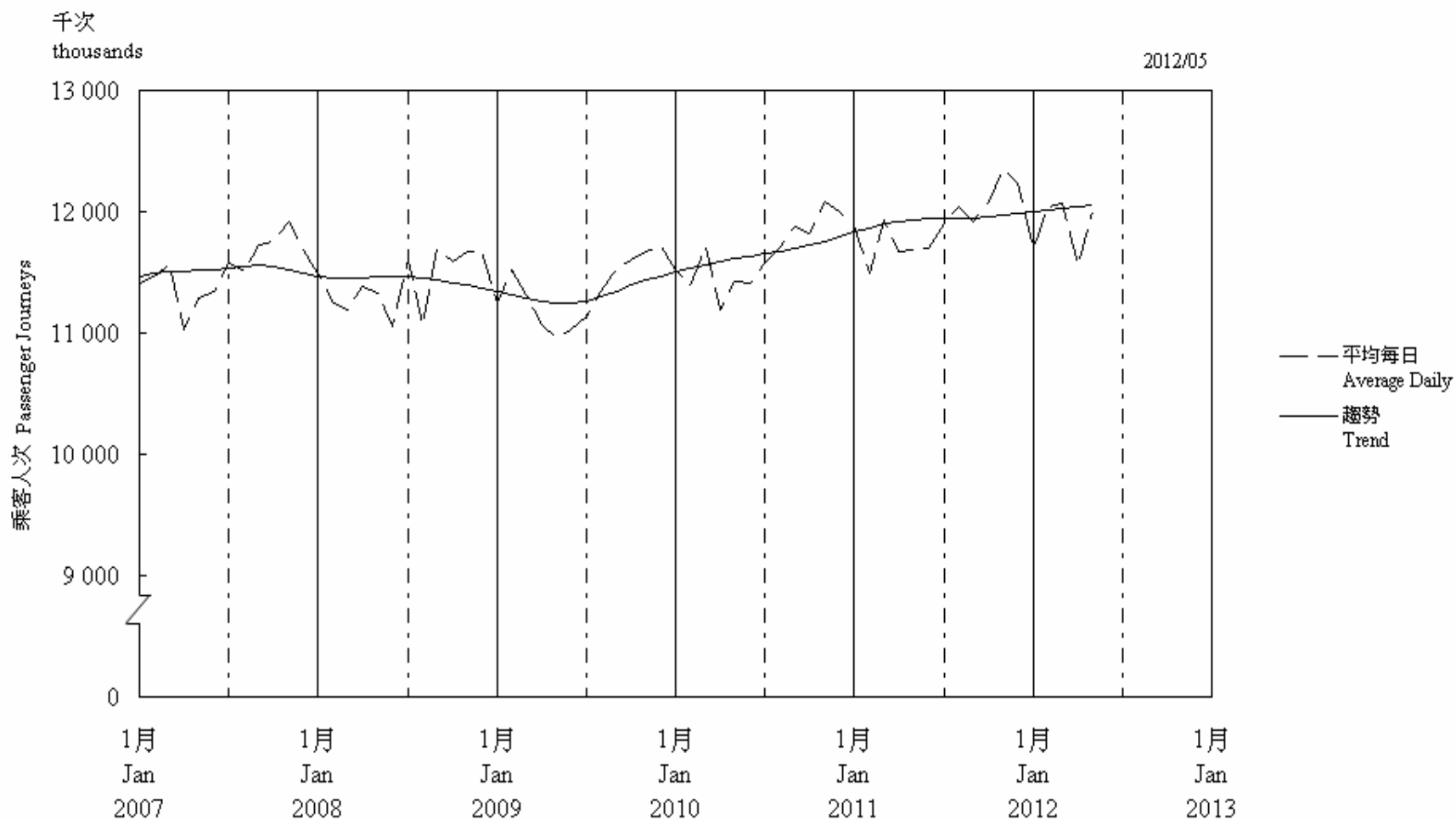


圖 2.2 - 按月劃分的平均每日公共交通乘客人次趨勢  
 Chart 2.2 - Trend of Average Daily Public Transport Passenger Journeys by Month



趨勢：以「X-12自迴歸-求和-移動平均」方法估算  
 Trend : Estimated by X-12 ARIMA Method

按月劃分的平均每日乘客人次趨勢  
Trend of Average Daily Passenger Journeys by Month

2012/05

圖 2.3 - 專營巴士  
Chart 2.3 - Franchised Buses

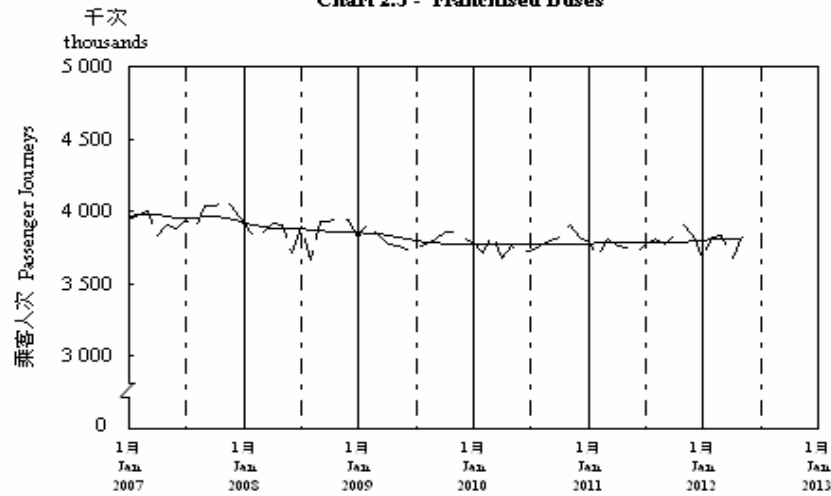
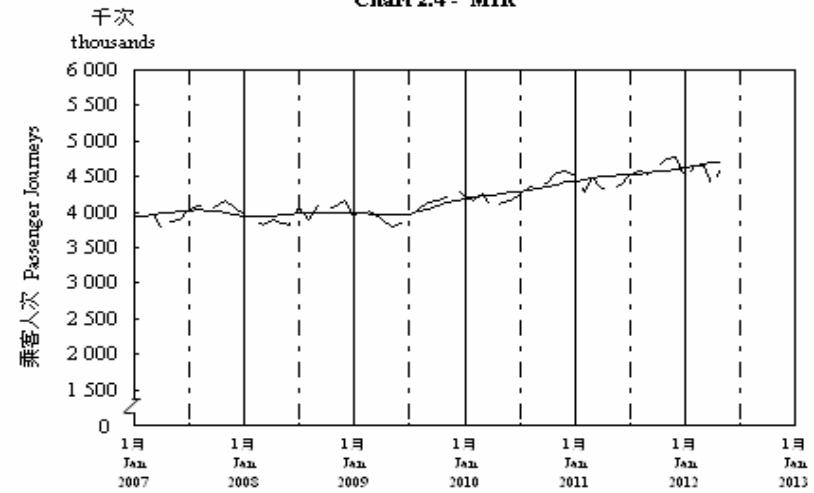
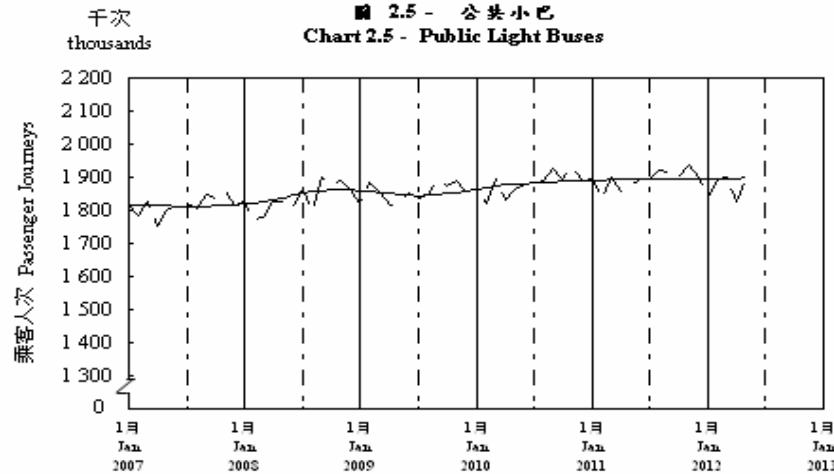


圖 2.4 - 港鐵<sup>\*</sup>  
Chart 2.4 - MTR<sup>\*</sup>



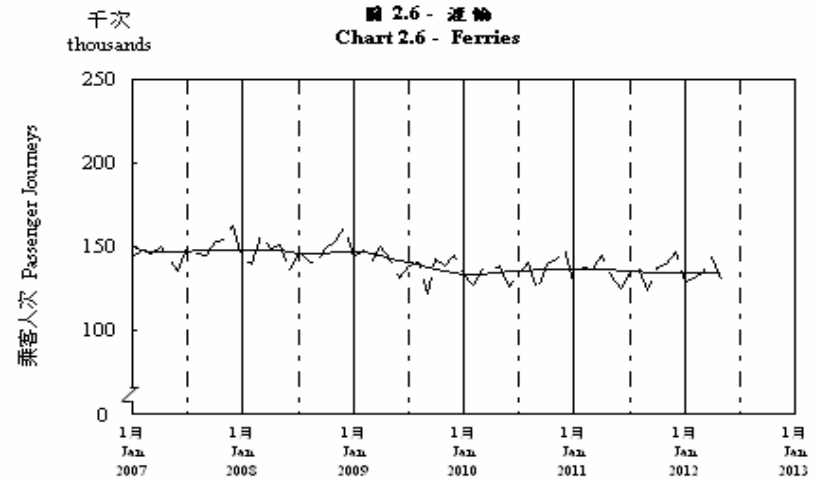
註：\*包括港鐵線路、機場快線及輕鐵。  
Note: \*Including MTR Lines, Airport Express Line and Light Rail.

圖 2.5 - 公共小巴  
Chart 2.5 - Public Light Buses



—— 平均每日 Average Daily  
—— 趨勢 Trend

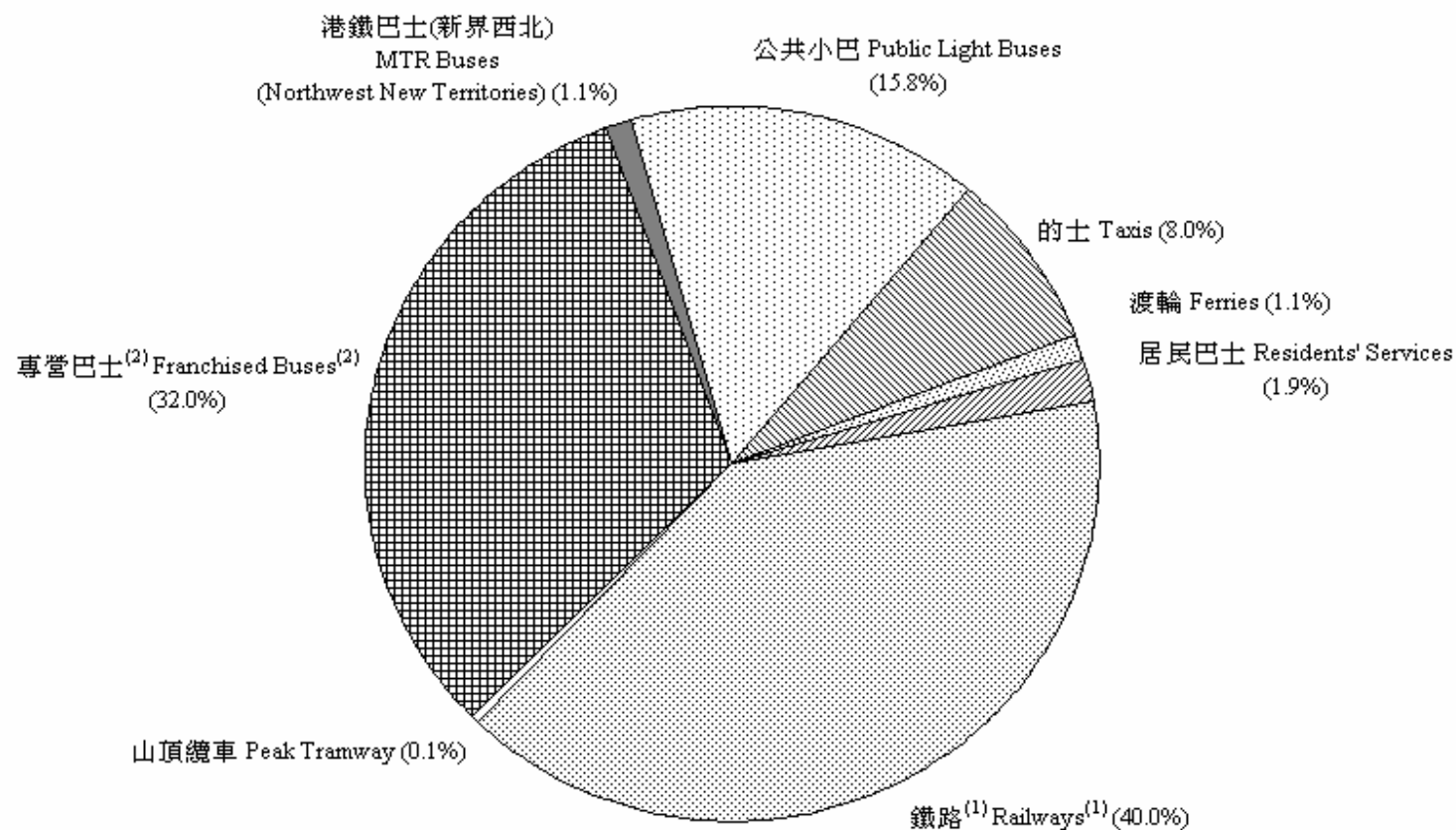
圖 2.6 - 渡輪  
Chart 2.6 - Ferries



趨勢：以「X-12自迴歸-求和-移動平均」方法估算  
Trend: Estimated by X-12 ARIMA Method

圖 2.7 - 按公共交通分類的平均每日乘客人次分佈 (二零一二年五月)  
 Chart 2.7 - Distribution of Average Daily Public Transport Passenger Journeys by Mode (May 2012)

2012/05



註：(1) 鐵路包括港鐵線路、機場快線、輕鐵及香港電車。

(2) 專營巴士包括九巴、城巴、新巴、龍運及新大嶼山巴士。

Notes : (1) Railways include MTR Lines, Airport Express Line, Light Rail and HK Tramways.

(2) Franchised Buses include KMB, Citybus, NWFB, LWB and NLB.

表 2.3 : 港鐵及專營巴士的乘客人次 (二零一二年五月)  
Table 2.3 : Public Transport Passenger Journeys of MTR and Franchised Buses (May 2012)

|                          |   | 香港島內<br>Intra Hong Kong Island | 九龍及新界內<br>Intra Kowloon &<br>New Territories | 過海<br>Cross Harbour | 總計<br>Total |        |
|--------------------------|---|--------------------------------|--|---------------------|-------------|--------|
| 專營巴士<br>Franchised Buses | 九巴 KMB  | -                              | 72 245                                       | 8 088               | 80 333      |        |
|                          | 城巴<br>Citybus                                       | 專營 1<br>Franchise 1            | 12 421                                       | 350                 | 4 177       | 16 948 |
|                          |   | 專營 2<br>Franchise 2            | -  | 1 692               | 399         | 2 092  |
|                          |   | 小計<br>Sub-total                | 12 421                                       | 2 043               | 4 576       | 19 040 |
|                          | 新巴 NWFB   | 8 738                          | 1 356  | 5 013               | 15 107      |        |
|                          | 龍運 LWB  | -                              | 2 660  | -                   | 2 660       |        |
|                          | 新大嶼山巴士 NLB  | -                              | 1 775  | -                   | 1 775       |        |
|                          | 總計 Total  | 21 159                         | 80 079                                       | 17 677              | 118 915     |        |
| 港鐵<br>MTR                | 港鐵線路 <sup>(1)</sup><br>MTR Lines <sup>(1)</sup>     | 10 583                         | 85 390                                       | 31 366              | 127 339     |        |
|                          | 機場快線<br>Airport Express Line                        | -                              | 557  | 506                 | 1 063       |        |
|                          | 輕鐵<br>Light Rail                                    | -                              | 14 372                                       | -                   | 14 372      |        |
|                          | 港鐵巴士(新界西北)<br>MTR Buses (Northwest New Territories) | -                              | 3 969  | -                   | 3 969       |        |
|                          | 總計 Total  | 10 583                         | 104 288                                      | 31 872              | 146 743     |        |

註： (1) 港鐵線路包括觀塘、荃灣、港島、東涌、迪士尼、將軍澳、東鐵、西鐵、馬鞍山線及城際客運。

Note : (1) MTR Lines include Kwun Tong, Tsuen Wan, Island, Tung Chung, Disneyland Resort, Tseung Kwan O, East Rail, West Rail, Ma On Shan Lines and Intercity.

2012/05

千次

thousands

表 2.4 : 按選定公共交通營辦商劃分的過海乘客人次  
 Table 2.4 : Cross Harbour Passenger Journeys by Selected Public Transport Operator

| 年 / 月<br>Year/Month | 專營巴士 Franchised Buses |                     |                     |                 |            |             | 港鐵<br>MTR | 渡輪 <sup>(1)</sup> Ferries <sup>(1)</sup> |                      |                                     |             |
|---------------------|-----------------------|---------------------|---------------------|-----------------|------------|-------------|-----------|--|----------------------|-------------------------------------|-------------|
|                     | 九巴<br>KMB             | 城巴<br>Citybus       |                     |                 | 新巴<br>NWFB | 總計<br>Total |           | 新渡輪<br>New World<br>First Ferry          | 天星小輪<br>"Star" Ferry | 其他持牌渡輪<br>Other Licensed<br>Ferries | 總計<br>Total |
|                     |                       | 專營 1<br>Franchise 1 | 專營 2<br>Franchise 2 | 小計<br>Sub-total |            |             |           |  |                      |                                     |             |
| 2007                | 99 439                | 48 448              | 4 745               | 53 193          | 59 061     | 211 694     | 319 694   | 2 118                                    | 25 851               | 978                                 | 28 947      |
| 2008                | 96 352                | 47 550              | 4 591               | 52 141          | 57 220     | 205 713     | 333 040   | 2 261                                    | 25 212               | 703                                 | 28 176      |
| 2009                | 94 722                | 47 031              | 4 484               | 51 514          | 56 638     | 202 874     | 335 663   | 2 287                                    | 23 804               | 747                                 | 26 838      |
| 2010                | 86 232                | 43 430              | 4 181               | 47 611          | 52 812     | 186 655     | 323 877   | 2 207                                    | 20 935               | 781                                 | 23 924      |
| 2011                | 94 603                | 48 731              | 4 629               | 53 360          | 58 750     | 206 712     | 373 024   | 2 512                                    | 22 283               | 910                                 | 25 705      |
| 2010 / 12           | 8 261                 | 4 230               | 407                 | 4 637           | 5 089      | 17 988      | 32 634    | 216                                      | 2 285                | 77                                  | 2 578       |
| 2011 / 01           | 7 991                 | 4 039               | 385                 | 4 424           | 5 001      | 17 416      | 31 283    | 213                                      | 1 851                | 72                                  | 2 136       |
| 02                  | 7 089                 | 3 678               | 344                 | 4 022           | 4 336      | 15 447      | 27 001    | 188                                      | 1 762                | 62                                  | 2 012       |
| 03                  | 8 217                 | 4 213               | 375                 | 4 588           | 5 096      | 17 901      | 31 935    | 225                                      | 1 960                | 80                                  | 2 264       |
| 04                  | 7 713                 | 4 012               | 391                 | 4 403           | 4 773      | 16 889      | 29 049    | 202                                      | 1 837                | 74                                  | 2 114       |
| 05                  | 7 885                 | 4 054               | 386                 | 4 441           | 4 890      | 17 216      | 30 132    | 211                                      | 1 734                | 80                                  | 2 024       |
| 06                  | 7 545                 | 3 883               | 373                 | 4 256           | 4 703      | 16 504      | 29 849    | 201                                      | 1 614                | 76                                  | 1 891       |
| 07                  | 8 059                 | 4 150               | 411                 | 4 561           | 4 923      | 17 543      | 32 365    | 210                                      | 1 938                | 76                                  | 2 224       |
| 08                  | 8 238                 | 4 265               | 418                 | 4 682           | 5 032      | 17 953      | 33 053    | 209                                      | 1 956                | 82                                  | 2 247       |
| 09                  | 7 583                 | 3 888               | 366                 | 4 254           | 4 785      | 16 623      | 30 250    | 200                                      | 1 601                | 73                                  | 1 873       |
| 10                  | 8 010                 | 4 143               | 390                 | 4 533           | 5 032      | 17 575      | 31 983    | 216                                      | 1 936                | 79                                  | 2 232       |
| 11                  | 7 995                 | 4 106               | 378                 | 4 484           | 5 049      | 17 528      | 32 411    | 218                                      | 1 890                | 81                                  | 2 190       |
| 12                  | 8 278                 | 4 299               | 412                 | 4 711           | 5 129      | 18 119      | 33 711    | 219                                      | 2 204                | 75                                  | 2 498       |
| 2012 / 01           | 7 741                 | 4 041               | 402                 | 4 443           | 4 810      | 16 994      | 30 610    | 206                                      | 1 816                | 69                                  | 2 091       |
| 02                  | 7 669                 | 3 953               | 349                 | 4 302           | 4 805      | 16 776      | 30 589    | 213                                      | 1 731                | 74                                  | 2 018       |
| 03                  | 8 296                 | 4 272               | 392                 | 4 664           | 5 173      | 18 132      | 32 498    | 228                                      | 1 835                | 81                                  | 2 144       |
| 04                  | 7 579                 | 3 950               | 403                 | 4 353           | 4 699      | 16 632      | 28 948    | 202                                      | 1 828                | 78                                  | 2 109       |
| 05                  | 8 088                 | 4 177               | 399                 | 4 576           | 5 013      | 17 677      | 31 872    | 225                                      | 1 744                | 85                                  | 2 054       |

註： (1) 渡輪服務包括專營及持牌渡輪服務，但不包括街渡。

Note : (1) Ferries include franchised services and licensed services but exclude Kaitos.

第三組：隧道、青嶼幹線及汽車渡輪統計數字

Section 3 : Tunnel, Lantau Link and Vehicular Ferry Service Statistics

表 3.1S : 隧道汽車流量、青嶼幹線汽車流量及汽車渡輪服務 (簡要數字)

較詳盡的數字載於表 3.1(a) - 3.3

Table 3.1S : Vehicular Flow Through Tunnels, Lantau Link and Vehicular Ferry Services (Summary figures)

More detailed figures are presented in Tables 3.1(a) - 3.3

2012/05

| 年 / 月<br>Year/Month | 過海隧道汽車流量及汽車渡輪服務<br>Vehicular Flow through Cross Harbour Tunnels and Vehicular Ferry Service |  |                                    |  |                                    |  |                                    |  | 非過海隧道汽車流量<br>Vehicular Flow through Non-Cross Harbour Tunnels |  |                                |  |                                |  |
|---------------------|---|--|------------------------------------|--|------------------------------------|--|------------------------------------|--|---|--|--------------------------------|--|--------------------------------|--|
|                     | 海底隧道<br>Cross Harbour Tunnel  |  | 東區海底隧道<br>Eastern Harbour Crossing |  | 西區海底隧道<br>Western Harbour Crossing |  | 汽車渡輪服務<br>Vehicular Ferry Services |  | 獅子山隧道<br>Lion Rock Tunnel                                     |  | 香港仔隧道<br>Aberdeen Tunnel       |  | 城門隧道<br>Shing Mun Tunnels      |  |
|                     | 總行車<br>架次<br>Total<br>Vehicles  | 平均每<br>日架次<br>Average<br>Daily<br>Vehicles | 總行車<br>架次<br>Total<br>Vehicles     | 平均每<br>日架次<br>Average<br>Daily<br>Vehicles | 總行車<br>架次<br>Total<br>Vehicles     | 平均每<br>日架次<br>Average<br>Daily<br>Vehicles | 總行車<br>架次<br>Total<br>Vehicles     | 平均每<br>日架次<br>Average<br>Daily<br>Vehicles | 總行車<br>架次<br>Total<br>Vehicles                                | 平均每<br>日架次<br>Average<br>Daily<br>Vehicles | 總行車<br>架次<br>Total<br>Vehicles | 平均每<br>日架次<br>Average<br>Daily<br>Vehicles | 總行車<br>架次<br>Total<br>Vehicles | 平均每<br>日架次<br>Average<br>Daily<br>Vehicles |
| 2007                | 44 868 083  | 122 926                                    | 23 361 921                         | 64 005                                     | 17 817 704                         | 48 816                                     | 31 448                             | 86   | 32 850 825  | 90 002                                     | 22 417 910                     | 61 419                                     | 19 744 142                     | 54 094                                     |
| 2008                | 44 375 838  | 121 445                                    | 23 137 619                         | 63 218                                     | 17 473 527                         | 47 742                                     | 30 490                             | 83   | 31 010 056  | 84 727                                     | 22 462 073                     | 61 372                                     | 17 937 596                     | 49 010                                     |
| 2009                | 44 318 966  | 121 422                                    | 22 990 195                         | 62 987                                     | 17 600 924                         | 48 222                                     | 31 548                             | 86   | 30 931 762  | 84 745                                     | 22 496 566                     | 61 634                                     | 17 136 043                     | 46 948                                     |
| 2010                | 44 131 405  | 120 908                                    | 24 648 289                         | 67 530                                     | 19 556 854                         | 53 580                                     | 33 274                             | 91   | 31 609 055  | 86 600                                     | 22 956 524                     | 62 895                                     | 17 304 760                     | 47 410                                     |
| 2011                | 43 998 983  | 120 545                                    | 25 374 790                         | 69 520                                     | 20 786 819                         | 56 950                                     | 35 759                             | 98   | 32 419 353  | 88 820                                     | 23 474 268                     | 64 313                                     | 17 538 630                     | 48 051                                     |
| 2011 / 02           | 3 368 272   | 120 295                                    | 1 829 241                          | 65 330                                     | 1 405 295                          | 50 189                                     | 2 406                              | 86   | 2 433 042   | 86 894                                     | 1 756 752                      | 62 741                                     | 1 291 955                      | 46 141                                     |
| 03                  | 3 832 536   | 123 630                                    | 2 179 702                          | 70 313                                     | 1 774 895                          | 57 255                                     | 2 830                              | 91   | 2 768 041   | 89 292                                     | 2 006 295                      | 64 719                                     | 1 501 455                      | 48 434                                     |
| 04                  | 3 670 074   | 122 336                                    | 2 008 297                          | 66 943                                     | 1 635 023                          | 54 501                                     | 2 604                              | 87   | 2 630 653   | 87 688                                     | 1 912 431                      | 63 748                                     | 1 433 477                      | 47 783                                     |
| 05                  | 3 724 924   | 120 159                                    | 2 118 539                          | 68 340                                     | 1 699 574                          | 54 825                                     | 2 719                              | 88   | 2 721 937   | 87 804                                     | 1 990 451                      | 64 208                                     | 1 466 835                      | 47 317                                     |
| 06                  | 3 582 762   | 119 425                                    | 2 092 222                          | 69 741                                     | 1 699 227                          | 56 641                                     | 2 681                              | 89   | 2 631 895   | 87 730                                     | 1 919 308                      | 63 977                                     | 1 429 869                      | 47 662                                     |
| 07                  | 3 691 493   | 119 080                                    | 2 103 359                          | 67 850                                     | 1 721 327                          | 55 527                                     | 2 792                              | 90   | 2 701 193   | 87 135                                     | 1 939 130                      | 62 553                                     | 1 475 868                      | 47 609                                     |
| 08                  | 3 712 947   | 119 772                                    | 2 171 286                          | 70 041                                     | 1 792 886                          | 57 835                                     | 2 875                              | 93   | 2 701 712   | 87 152                                     | 2 015 272                      | 65 009                                     | 1 492 710                      | 48 152                                     |
| 09                  | 3 553 663   | 118 455                                    | 2 084 613                          | 69 487                                     | 1 715 025                          | 57 168                                     | 2 825                              | 94   | 2 643 254   | 88 108                                     | 1 917 988                      | 63 933                                     | 1 441 805                      | 48 060                                     |
| 10                  | 3 728 503   | 120 274                                    | 2 147 373                          | 69 270                                     | 1 803 509                          | 58 178                                     | 3 713                              | 120  | 2 763 769   | 89 154                                     | 2 021 204                      | 65 200                                     | 1 463 248                      | 47 202                                     |
| 11                  | 3 612 676   | 120 423                                    | 2 213 035                          | 73 768                                     | 1 887 744                          | 62 925                                     | 3 760                              | 125  | 2 742 399   | 91 413                                     | 1 983 088                      | 66 103                                     | 1 475 222                      | 49 174                                     |
| 12                  | 3 739 516   | 120 630                                    | 2 255 963                          | 72 773                                     | 1 920 120                          | 61 939                                     | 3 795                              | 122  | 2 862 636   | 92 343                                     | 2 023 843                      | 65 285                                     | 1 544 973                      | 49 838                                     |
| 2012 / 01           | 3 652 517   | 117 823                                    | 2 106 571                          | 67 954                                     | 1 713 963                          | 55 289                                     | 3 592                              | 116  | 2 791 960   | 90 063                                     | 1 968 551                      | 63 502                                     | 1 495 150                      | 48 231                                     |
| 02                  | 3 504 747   | 120 853                                    | 2 041 889                          | 70 410                                     | 1 701 050                          | 58 657                                     | 3 566                              | 123  | 2 612 099   | 90 072                                     | 1 895 886                      | 65 375                                     | 1 391 031                      | 47 967                                     |
| 03                  | 3 773 722   | 121 733                                    | 2 223 902                          | 71 739                                     | 1 896 900                          | 61 190                                     | 3 889                              | 125  | 2 492 632   | 80 407                                     | 2 065 007                      | 66 613                                     | 1 523 315                      | 49 139                                     |
| 04                  | 3 533 101   | 117 770                                    | 1 964 740                          | 65 491                                     | 1 671 462                          | 55 715                                     | 3 612                              | 120  | 2 558 888   | 85 296                                     | 1 897 357                      | 63 245                                     | 1 417 393                      | 47 246                                     |
| 05                  | 3 645 797   | 117 606                                    | 2 204 789                          | 71 122                                     | 1 850 786                          | 59 703                                     | 4 034                              | 130  | 2 721 127   | 87 778                                     | 2 033 407                      | 65 594                                     | 1 506 956                      | 48 611                                     |

| 年 / 月<br>Year/Month | 非過海隧道汽車流量<br>Vehicular Flow through Non-Cross Harbour Tunnels |  |                                |  |                                |  |                                |  |   |  |   |  | 青嶼幹線汽車流量<br>Vehicular Flow through Lantau Link |  | 當年/月日數<br>No. of<br>Days in the<br>Year/Month |
|---------------------|---|--|--------------------------------|--|--------------------------------|--|--------------------------------|--|---|--|---|--|--|--|---|
|                     | 將軍澳隧道<br>Tsung Kwan O Tunnel                                  |  | 大老山隧道<br>Tate's Cairn Tunnel   |  | 啓德隧道<br>Kai Tak Tunnel         |  | 大欖隧道<br>Tai Lam Tunnel         |  | 愉景灣隧道及連接道路<br>Discovery Bay Tunnel Link |  | 尖山隧道及沙田嶺隧道<br>Eagle's Nest Tunnel and<br>Sha Tin Heights Tunnel |  | 青嶼幹線<br>Lantau Link                            |  |   |
|                     | 總行車<br>架次<br>Total<br>Vehicles                                | 平均每<br>日架次<br>Average<br>Daily<br>Vehicles | 總行車<br>架次<br>Total<br>Vehicles | 平均每<br>日架次<br>Average<br>Daily<br>Vehicles | 總行車<br>架次<br>Total<br>Vehicles | 平均每<br>日架次<br>Average<br>Daily<br>Vehicles | 總行車<br>架次<br>Total<br>Vehicles | 平均每<br>日架次<br>Average<br>Daily<br>Vehicles | 總行車<br>架次<br>Total<br>Vehicles          | 平均每<br>日架次<br>Average<br>Daily<br>Vehicles | 總行車<br>架次<br>Total<br>Vehicles                                  | 平均每<br>日架次<br>Average<br>Daily<br>Vehicles | 總行車<br>架次<br>Total<br>Vehicles                 | 平均每<br>日架次<br>Average<br>Daily<br>Vehicles |   |
| 2007                | 26 454 165  | 72 477                                     | 20 593 747                     | 56 421                                     | 21 336 906                     | 58 457                                     | 17 906 280                     | 49 058                                     | 370 344                                 | 1 015                                      | -   | -  | 20 784 378                                     | 56 944                                     | 365   |
| 2008                | 26 340 965  | 71 970                                     | 19 873 582                     | 54 299                                     | 20 860 536                     | 56 996                                     | 17 431 613                     | 47 627                                     | 386 846                                 | 1 057                                      | 5 201 073   | 18 186                                     | 20 651 031                                     | 56 424                                     | 366   |
| 2009                | 26 440 028  | 72 438                                     | 18 469 453                     | 50 601                                     | 20 968 854                     | 57 449                                     | 16 212 990                     | 44 419                                     | 348 408                                 | 955  | 8 635 278   | 23 658                                     | 20 063 672                                     | 54 969                                     | 365   |
| 2010                | 28 187 640  | 77 226                                     | 19 217 571                     | 52 651                                     | 20 915 598                     | 57 303                                     | 18 007 897                     | 49 337                                     | 404 860                                 | 1 109                                      | 11 585 525  | 31 741                                     | 22 672 072                                     | 62 115                                     | 365   |
| 2011                | 29 340 412  | 80 385                                     | 19 394 570                     | 53 136                                     | 20 831 063                     | 57 071                                     | 19 116 766                     | 52 375                                     | 409 710                                 | 1 122                                      | 12 898 160  | 35 337                                     | 23 923 671                                     | 65 544                                     | 365   |
| 2011 / 02           | 2 179 349   | 77 834                                     | 1 442 449                      | 51 516                                     | 1 499 560                      | 53 556                                     | 1 291 377                      | 46 121                                     | 26 796                                  | 957  | 861 238   | 30 759                                     | 1 714 558                                      | 61 234                                     | 28  |
| 03                  | 2 449 160   | 79 005                                     | 1 641 328                      | 52 946                                     | 1 810 944                      | 58 418                                     | 1 594 128                      | 51 423                                     | 35 472                                  | 1 144                                      | 1 071 467   | 34 563                                     | 1 986 643                                      | 64 085                                     | 31  |
| 04                  | 2 334 945   | 77 832                                     | 1 547 817                      | 51 594                                     | 1 674 000                      | 55 800                                     | 1 540 106                      | 51 337                                     | 33 784                                  | 1 126                                      | 1 009 245   | 33 642                                     | 1 992 399                                      | 66 413                                     | 30  |
| 05                  | 2 473 790   | 79 800                                     | 1 614 468                      | 52 080                                     | 1 765 186                      | 56 941                                     | 1 572 728                      | 50 733                                     | 35 366                                  | 1 141                                      | 1 056 693   | 34 087                                     | 1 930 830                                      | 62 285                                     | 31  |
| 06                  | 2 412 126   | 80 404                                     | 1 584 754                      | 52 825                                     | 1 557 698                      | 57 626                                     | 1 557 698                      | 51 923                                     | 35 572                                  | 1 186                                      | 1 057 997   | 35 267                                     | 1 915 464                                      | 63 849                                     | 30  |
| 07                  | 2 458 487   | 79 306                                     | 1 604 318                      | 51 752                                     | 1 784 345                      | 57 560                                     | 1 622 898                      | 52 352                                     | 34 322                                  | 1 107                                      | 1 079 431   | 34 820                                     | 2 082 086                                      | 67 164                                     | 31  |
| 08                  | 2 461 930   | 79 417                                     | 1 635 156                      | 52 747                                     | 1 813 587                      | 58 503                                     | 1 655 134                      | 53 391                                     | 35 962                                  | 1 160                                      | 1 113 985   | 35 935                                     | 2 080 959                                      | 67 128                                     | 31  |
| 09                  | 2 416 996   | 80 567                                     | 1 611 724                      | 53 724                                     | 1 709 286                      | 56 976                                     | 1 605 217                      | 53 507                                     | 34 090                                  | 1 136                                      | 1 088 353   | 36 278                                     | 1 965 924                                      | 65 531                                     | 30  |
| 10                  | 2 520 786   | 81 316                                     | 1 644 865                      | 53 060                                     | 1 756 723                      | 56 668                                     | 1 657 633                      | 53 472                                     | 34 162                                  | 1 102                                      | 1 128 031   | 36 388                                     | 2 087 372                                      | 67 335                                     | 31  |
| 11                  | 2 514 847   | 83 828                                     | 1 670 832                      | 55 694                                     | 1 754 203                      | 58 473                                     | 1 660 410                      | 55 347                                     | 35 258                                  | 1 175                                      | 1 161 797   | 38 727                                     | 2 033 020                                      | 67 767                                     | 30  |
| 12                  | 2 614 729   | 84 346                                     | 1 736 693                      | 56 022                                     | 1 761 962                      | 56 837                                     | 1 751 458                      | 56 499                                     | 34 746                                  | 1 121                                      | 1 197 398   | 38 626                                     | 2 154 920                                      | 69 514                                     | 31  |
| 2012 / 01           | 2 548 339   | 82 204                                     | 1 695 605                      | 54 697                                     | 1 640 250                      | 52 911                                     | 1 621 147                      | 52 295                                     | 30 652                                  | 989  | 1 099 674   | 35 473                                     | 2 046 826                                      | 66 027                                     | 31  |
| 02                  | 2 384 368   | 82 220                                     | 1 582 465                      | 54 568                                     | 1 668 646                      | 57 540                                     | 1 548 958                      | 53 412                                     | 30 570                                  | 1 054                                      | 1 082 769   | 37 337                                     | 1 851 691                                      | 63 851                                     | 29  |
| 03                  | 2 594 494   | 83 693                                     | 1 827 142                      | 58 940                                     | 1 814 271                      | 58 525                                     | 1 732 535                      | 55 888                                     | 34 362                                  | 1 108                                      | 1 271 154   | 41 005                                     | 2 095 124                                      | 67 585                                     | 31  |
| 04                  | 2 387 142   | 79 571                                     | 1 574 098                      | 52 470                                     | 1 491 461                      | 49 715                                     | 1 628 220                      | 54 274                                     | 30 650                                  | 1 022                                      | 1 099 724   | 36 657                                     | 2 107 905                                      | 70 264                                     | 30  |
| 05                  | 2 592 623   | 83 633                                     | 1 730 687                      | 55 829                                     | 1 669 715                      | 53 862                                     | 1 738 500                      | 56 081                                     | 33 494                                  | 1 080                                      | 1 222 791   | 39 445                                     | 2 051 953                                      | 66 192                                     | 31  |



過海隧道汽車流量及汽車渡輪服務

Vehicular Flow through Cross Harbour Tunnels and Vehicular Ferry Services

表 3.1(a) : 海底隧道<sup>(1) (2)</sup>

Table 3.1(a) : Cross Harbour Tunnel<sup>(1) (2)</sup>

2012/05

| 年 / 月<br>Year/Month | 私家車<br>Private Cars |                   |                       | 的士<br>Taxis       |                   |                       | 電單車<br>Motor Cycles |                   |                       | 私家/公共小巴<br>Private/Public Light Buses |                   |                       | 私家/公共巴士<br>Private/Public Buses |                   |                       |                   |                   |                       |
|---------------------|---------------------|-------------------|-----------------------|-------------------|-------------------|-----------------------|---------------------|-------------------|-----------------------|---------------------------------------|-------------------|-----------------------|---------------------------------|-------------------|-----------------------|-------------------|-------------------|-----------------------|
|                     | 南行<br>South-bound   | 北行<br>North-bound | 雙程合計<br>Two-way Total | 南行<br>South-bound | 北行<br>North-bound | 雙程合計<br>Two-way Total | 南行<br>South-bound   | 北行<br>North-bound | 雙程合計<br>Two-way Total | 南行<br>South-bound                     | 北行<br>North-bound | 雙程合計<br>Two-way Total | 單層<br>Single Deck               |                   |                       | 雙層<br>Double Deck |                   |                       |
|                     |                     |                   |                       |                   |                   |                       |                     |                   |                       |                                       |                   |                       | 南行<br>South-bound               | 北行<br>North-bound | 雙程合計<br>Two-way Total | 南行<br>South-bound | 北行<br>North-bound | 雙程合計<br>Two-way Total |
|                     |                     |                   |                       |                   |                   |                       |                     |                   |                       |                                       |                   |                       |                                 |                   |                       |                   |                   |                       |
| 2007                | 8 049 286           | 7 631 004         | 15 680 290            | 6 089 224         | 5 934 873         | 12 024 097            | 1 025 103           | 1 003 114         | 2 028 217             | 630 544                               | 561 421           | 1 191 965             | 704 629                         | 811 510           | 1 516 139             | 1 041 306         | 1 129 592         | 2 170 898             |
| 2008                | 8 008 514           | 7 769 172         | 15 777 686            | 5 956 084         | 5 927 674         | 11 883 758            | 973 892             | 964 561           | 1 938 453             | 599 124                               | 544 399           | 1 143 523             | 661 644                         | 771 588           | 1 433 232             | 1 027 909         | 1 127 517         | 2 155 426             |
| 2009                | 8 098 032           | 7 824 259         | 15 922 291            | 5 882 525         | 5 918 946         | 11 801 471            | 960 113             | 950 668           | 1 910 781             | 579 984                               | 536 295           | 1 116 279             | 671 855                         | 778 474           | 1 450 329             | 1 028 711         | 1 124 653         | 2 153 364             |
| 2010                | 8 009 245           | 7 684 558         | 15 693 803            | 5 888 078         | 5 907 266         | 11 795 344            | 919 206             | 900 627           | 1 819 833             | 551 385                               | 518 587           | 1 069 972             | 750 407                         | 864 223           | 1 614 630             | 1 004 722         | 1 115 477         | 2 120 199             |
| 2011                | 8 049 706           | 7 865 973         | 15 915 679            | 5 906 357         | 5 902 607         | 11 808 964            | 887 582             | 866 548           | 1 754 130             | 525 055                               | 499 141           | 1 024 196             | 776 876                         | 893 025           | 1 669 901             | 983 277           | 1 106 401         | 2 089 678             |
| 2010 / 12           | 690 273             | 667 690           | 1 357 963             | 496 984           | 501 609           | 998 593               | 79 645              | 78 000            | 157 645               | 47 814                                | 44 894            | 92 708                | 68 253                          | 78 599            | 146 852               | 83 893            | 94 635            | 178 528               |
| 2011 / 01           | 699 035             | 675 463           | 1 374 498             | 496 066           | 497 698           | 993 764               | 75 715              | 74 301            | 150 016               | 46 715                                | 44 556            | 91 271                | 61 260                          | 70 772            | 132 032               | 84 777            | 94 174            | 178 951               |
| 02                  | 657 089             | 634 110           | 1 291 199             | 480 602           | 484 934           | 965 536               | 61 836              | 61 171            | 123 007               | 40 701                                | 38 592            | 79 293                | 58 202                          | 65 058            | 123 260               | 77 613            | 84 338            | 161 951               |
| 03                  | 690 603             | 658 764           | 1 349 367             | 517 552           | 518 242           | 1 035 794             | 80 374              | 78 967            | 159 341               | 46 391                                | 44 206            | 90 597                | 67 005                          | 76 799            | 143 804               | 85 781            | 95 116            | 180 897               |
| 04                  | 677 816             | 644 746           | 1 322 562             | 507 443           | 504 066           | 1 011 509             | 75 817              | 74 442            | 150 259               | 42 886                                | 40 345            | 83 231                | 62 522                          | 71 332            | 133 854               | 81 912            | 89 956            | 171 868               |
| 05                  | 692 731             | 665 446           | 1 358 177             | 493 230           | 491 769           | 984 999               | 75 159              | 73 472            | 148 631               | 44 458                                | 41 736            | 86 194                | 66 230                          | 75 564            | 141 794               | 84 112            | 94 026            | 178 138               |
| 06                  | 661 276             | 634 638           | 1 295 914             | 477 695           | 475 046           | 952 741               | 69 311              | 67 200            | 136 511               | 43 757                                | 40 380            | 84 137                | 59 552                          | 68 950            | 128 502               | 80 773            | 90 959            | 171 732               |
| 07                  | 668 045             | 653 509           | 1 321 554             | 497 009           | 493 372           | 990 381               | 71 247              | 69 000            | 140 247               | 44 866                                | 42 421            | 87 287                | 68 539                          | 78 735            | 147 274               | 83 876            | 94 608            | 178 484               |
| 08                  | 660 010             | 651 248           | 1 311 258             | 488 631           | 489 388           | 978 019               | 77 636              | 75 104            | 152 740               | 42 725                                | 41 208            | 83 933                | 69 231                          | 78 687            | 147 918               | 82 124            | 95 345            | 177 469               |
| 09                  | 647 652             | 653 541           | 1 301 193             | 471 353           | 471 632           | 942 985               | 73 120              | 70 965            | 144 085               | 41 539                                | 40 062            | 81 601                | 56 044                          | 65 399            | 121 443               | 78 032            | 89 340            | 167 372               |
| 10                  | 673 300             | 680 181           | 1 353 481             | 502 654           | 503 654           | 1 006 308             | 74 912              | 72 838            | 147 750               | 44 960                                | 43 107            | 88 067                | 64 355                          | 75 159            | 139 514               | 82 763            | 94 260            | 177 023               |
| 11                  | 642 232             | 642 123           | 1 284 355             | 472 615           | 469 681           | 942 296               | 76 622              | 74 782            | 151 404               | 42 156                                | 40 812            | 82 968                | 73 631                          | 85 382            | 159 013               | 79 403            | 91 065            | 170 468               |
| 12                  | 679 917             | 672 204           | 1 352 121             | 501 507           | 503 125           | 1 004 632             | 75 833              | 74 306            | 150 139               | 43 901                                | 41 716            | 85 617                | 70 305                          | 81 188            | 151 493               | 82 111            | 93 214            | 175 325               |
| 2012 / 01           | 713 614             | 707 629           | 1 421 243             | 512 869           | 512 551           | 1 025 420             | 64 628              | 63 498            | 128 126               | 42 209                                | 40 762            | 82 971                | 56 950                          | 66 176            | 123 126               | 82 247            | 91 144            | 173 391               |
| 02                  | 644 618             | 635 991           | 1 280 609             | 476 283           | 475 985           | 952 268               | 68 180              | 66 623            | 134 803               | 40 938                                | 39 479            | 80 417                | 60 673                          | 70 533            | 131 206               | 78 789            | 87 452            | 166 241               |
| 03                  | 678 409             | 668 747           | 1 347 156             | 508 899           | 510 658           | 1 019 557             | 76 655              | 74 812            | 151 467               | 43 196                                | 41 661            | 84 857                | 68 445                          | 80 601            | 149 046               | 84 050            | 94 778            | 178 828               |
| 04                  | 664 428             | 645 042           | 1 309 470             | 487 799           | 483 607           | 971 406               | 63 374              | 61 405            | 124 779               | 37 966                                | 36 767            | 74 733                | 62 083                          | 72 236            | 134 319               | 80 748            | 90 167            | 170 915               |
| 05                  | 680 225             | 659 268           | 1 339 493             | 467 359           | 464 429           | 931 788               | 72 960              | 70 132            | 143 092               | 40 887                                | 39 439            | 80 326                | 64 758                          | 74 843            | 139 601               | 84 616            | 95 599            | 180 215               |

註： (1) 海底隧道於一九七二年八月三日通車。

(2) 由一九九九年九月一日起，隧道歸屬政府，並委任香港隧道及高速公路管理有限公司管理。由二零零六年九月一日起，以合約形式將管理及營運的工作交給香港運輸物流及管理有限公司。由二零一零年十一月二十二日起，則轉交給信佳集團管理有限公司。

Notes : (1) The Cross Harbour Tunnel was opened to traffic on 3 August 1972.

(2) The Cross Harbour Tunnel vested in the Government and was managed by Hong Kong Tunnels & Highways Management Co. Ltd. from 1 September 1999. From 1 September 2006 onwards, its management, operation maintenance was contracted out to Hong Kong Transport, Logistics & Management Co. Ltd. From 22 November 2010 onwards, the contract was transferred to Serco Group (HK) Ltd.

表 3.1(a) (續)  
Table 3.1(a) (cont'd)

2012/05

| 年 / 月<br>Year/Month | 貨車<br>Goods Vehicles     |                   |                       |                              |                   |                       |                      |                   |                       | 總行車架次<br>Total Vehicles |                   |                       | 平均每日架次<br>Average Daily Vehicles |                   |                       |
|---------------------|--------------------------|-------------------|-----------------------|------------------------------|-------------------|-----------------------|----------------------|-------------------|-----------------------|-------------------------|-------------------|-----------------------|----------------------------------|-------------------|-----------------------|
|                     | ≤ 5.5 公噸<br>≤ 5.5 Tonnes |                   |                       | >5.5-24 公噸<br>>5.5-24 Tonnes |                   |                       | >24 公噸<br>>24 Tonnes |                   |                       | 南行<br>South-bound       | 北行<br>North-bound | 雙程合計<br>Two-way Total | 南行<br>South-bound                | 北行<br>North-bound | 雙程合計<br>Two-way Total |
|                     | 南行<br>South-bound        | 北行<br>North-bound | 雙程合計<br>Two-way Total | 南行<br>South-bound            | 北行<br>North-bound | 雙程合計<br>Two-way Total | 南行<br>South-bound    | 北行<br>North-bound | 雙程合計<br>Two-way Total |                         |                   |                       |                                  |                   |                       |
|                     | 南行<br>South-bound        | 北行<br>North-bound | 雙程合計<br>Two-way Total | 南行<br>South-bound            | 北行<br>North-bound | 雙程合計<br>Two-way Total | 南行<br>South-bound    | 北行<br>North-bound | 雙程合計<br>Two-way Total | 南行<br>South-bound       | 北行<br>North-bound | 雙程合計<br>Two-way Total | 南行<br>South-bound                | 北行<br>North-bound | 雙程合計<br>Two-way Total |
| <b>2007</b>         | <b>4 247 341</b>         | <b>4 223 077</b>  | <b>8 470 418</b>      | <b>745 376</b>               | <b>738 086</b>    | <b>1 483 462</b>      | <b>144 934</b>       | <b>157 663</b>    | <b>302 597</b>        | <b>22 677 743</b>       | <b>22 190 340</b> | <b>44 868 083</b>     | <b>62 131</b>                    | <b>60 795</b>     | <b>122 926</b>        |
| <b>2008</b>         | <b>4 102 308</b>         | <b>4 117 912</b>  | <b>8 220 220</b>      | <b>744 936</b>               | <b>753 002</b>    | <b>1 497 938</b>      | <b>158 144</b>       | <b>167 458</b>    | <b>325 602</b>        | <b>22 232 555</b>       | <b>22 143 283</b> | <b>44 375 838</b>     | <b>60 745</b>                    | <b>60 501</b>     | <b>121 245</b>        |
| <b>2009</b>         | <b>4 026 090</b>         | <b>4 048 535</b>  | <b>8 074 625</b>      | <b>761 949</b>               | <b>777 731</b>    | <b>1 539 680</b>      | <b>165 589</b>       | <b>184 557</b>    | <b>350 146</b>        | <b>22 174 848</b>       | <b>22 144 118</b> | <b>44 318 966</b>     | <b>60 753</b>                    | <b>60 669</b>     | <b>121 422</b>        |
| <b>2010</b>         | <b>3 977 403</b>         | <b>4 018 922</b>  | <b>7 996 325</b>      | <b>805 152</b>               | <b>819 329</b>    | <b>1 624 481</b>      | <b>184 819</b>       | <b>211 999</b>    | <b>396 818</b>        | <b>22 090 417</b>       | <b>22 040 988</b> | <b>44 131 405</b>     | <b>60 522</b>                    | <b>60 386</b>     | <b>120 908</b>        |
| <b>2011</b>         | <b>3 829 703</b>         | <b>3 888 925</b>  | <b>7 718 628</b>      | <b>811 332</b>               | <b>821 863</b>    | <b>1 633 195</b>      | <b>184 566</b>       | <b>200 046</b>    | <b>384 612</b>        | <b>21 954 454</b>       | <b>22 044 529</b> | <b>43 998 983</b>     | <b>60 149</b>                    | <b>60 396</b>     | <b>120 545</b>        |
| 2010 / 12           | 340 769                  | 345 785           | 686 554               | 69 752                       | 71 267            | 141 019               | 15 432               | 17 027            | 32 459                | 1 892 815               | 1 899 506         | 3 792 321             | 61 059                           | 61 274            | 122 333               |
| 2011 / 01           | 341 661                  | 345 593           | 687 254               | 70 691                       | 71 545            | 142 236               | 15 288               | 16 307            | 31 595                | 1 891 208               | 1 890 409         | 3 781 617             | 61 007                           | 60 981            | 121 988               |
| 02                  | 251 943                  | 251 737           | 503 680               | 50 233                       | 50 240            | 100 473               | 9 719                | 10 154            | 19 873                | 1 687 938               | 1 680 334         | 3 368 272             | 60 284                           | 60 012            | 120 295               |
| 03                  | 344 864                  | 348 979           | 693 843               | 72 853                       | 73 532            | 146 385               | 15 765               | 16 743            | 32 508                | 1 921 188               | 1 911 348         | 3 832 536             | 61 974                           | 61 656            | 123 630               |
| 04                  | 317 474                  | 316 808           | 634 282               | 66 545                       | 66 574            | 133 119               | 14 228               | 15 162            | 29 390                | 1 846 643               | 1 823 431         | 3 670 074             | 61 555                           | 60 781            | 122 336               |
| 05                  | 327 092                  | 329 923           | 657 015               | 68 579                       | 69 496            | 138 075               | 15 391               | 16 510            | 31 901                | 1 866 982               | 1 857 942         | 3 724 924             | 60 225                           | 59 934            | 120 159               |
| 06                  | 319 606                  | 322 617           | 642 223               | 68 400                       | 68 769            | 137 169               | 16 544               | 17 289            | 33 833                | 1 796 914               | 1 785 848         | 3 582 762             | 59 897                           | 59 528            | 119 425               |
| 07                  | 321 539                  | 329 152           | 650 691               | 70 169                       | 71 277            | 141 446               | 16 408               | 17 721            | 34 129                | 1 841 698               | 1 849 795         | 3 691 493             | 59 410                           | 59 671            | 119 080               |
| 08                  | 336 832                  | 344 268           | 681 100               | 72 016                       | 73 391            | 145 407               | 16 693               | 18 410            | 35 103                | 1 845 898               | 1 867 049         | 3 712 947             | 59 545                           | 60 227            | 119 772               |
| 09                  | 311 201                  | 318 104           | 629 305               | 66 041                       | 67 635            | 133 676               | 15 149               | 16 854            | 32 003                | 1 760 131               | 1 793 532         | 3 553 663             | 58 671                           | 59 784            | 118 455               |
| 10                  | 318 058                  | 326 073           | 644 131               | 68 003                       | 68 829            | 136 832               | 16 822               | 18 575            | 35 397                | 1 845 827               | 1 882 676         | 3 728 503             | 59 543                           | 60 731            | 120 274               |
| 11                  | 319 829                  | 328 177           | 648 006               | 68 969                       | 70 203            | 139 172               | 16 502               | 18 492            | 34 994                | 1 791 959               | 1 820 717         | 3 612 676             | 59 732                           | 60 691            | 120 423               |
| 12                  | 319 604                  | 327 494           | 647 098               | 68 833                       | 70 372            | 139 205               | 16 057               | 17 829            | 33 886                | 1 858 068               | 1 881 448         | 3 739 516             | 59 938                           | 60 692            | 120 630               |
| 2012 / 01           | 275 692                  | 278 961           | 554 653               | 57 272                       | 58 072            | 115 344               | 13 579               | 14 664            | 28 243                | 1 819 060               | 1 833 457         | 3 652 517             | 58 679                           | 59 144            | 117 823               |
| 02                  | 296 632                  | 303 492           | 600 124               | 63 610                       | 64 651            | 128 261               | 14 796               | 16 022            | 30 818                | 1 744 519               | 1 760 228         | 3 504 747             | 60 156                           | 60 698            | 120 853               |
| 03                  | 329 499                  | 337 026           | 666 525               | 69 960                       | 71 570            | 141 530               | 16 682               | 18 074            | 34 756                | 1 875 795               | 1 897 927         | 3 773 722             | 60 510                           | 61 223            | 121 733               |
| 04                  | 295 442                  | 297 857           | 593 299               | 62 272                       | 63 181            | 125 453               | 13 944               | 14 783            | 28 727                | 1 768 056               | 1 765 045         | 3 533 101             | 58 935                           | 58 835            | 117 770               |
| 05                  | 326 181                  | 331 096           | 657 277               | 68 677                       | 69 814            | 138 491               | 17 309               | 18 205            | 35 514                | 1 822 972               | 1 822 825         | 3 645 797             | 58 806                           | 58 801            | 117 606               |

資料來源：香港運輸物流及管理有限公司  
信佳集團管理有限公司

Sources : Hong Kong Transport, Logistics and Management Co. Ltd.  
Serco Group (HK) Ltd

表 3.1(b) : 東區海底隧道

Table 3.1(b) : Eastern Harbour Crossing

2012/05

| 年 / 月<br>Year / Month | 私家車<br>Private Cars |                   |                       | 的士<br>Taxis       |                   |                       | 電單車<br>Motor Cycles |                   |                       | 私家/公共小巴<br>Private/Public Light Buses |                   |                       | 私家/公共巴士<br>Private/Public Buses |                   |                       |                   |                   |                       |
|-----------------------|---------------------|-------------------|-----------------------|-------------------|-------------------|-----------------------|---------------------|-------------------|-----------------------|---------------------------------------|-------------------|-----------------------|---------------------------------|-------------------|-----------------------|-------------------|-------------------|-----------------------|
|                       | 南行<br>South-bound   | 北行<br>North-bound | 雙程合計<br>Two-way Total | 南行<br>South-bound | 北行<br>North-bound | 雙程合計<br>Two-way Total | 南行<br>South-bound   | 北行<br>North-bound | 雙程合計<br>Two-way Total | 南行<br>South-bound                     | 北行<br>North-bound | 雙程合計<br>Two-way Total | 單層<br>Single Deck               |                   |                       | 雙層<br>Double Deck |                   |                       |
|                       |                     |                   |                       |                   |                   |                       |                     |                   |                       |                                       |                   |                       | 南行<br>South-bound               | 北行<br>North-bound | 雙程合計<br>Two-way Total | 南行<br>South-bound | 北行<br>North-bound | 雙程合計<br>Two-way Total |
| 2007                  | 6 169 856           | 6 456 237         | 12 626 093            | 2 080 670         | 2 320 619         | 4 401 289             | 389 693             | 402 480           | 792 173               | 199 554                               | 196 235           | 395 789               | 106 623                         | 76 960            | 183 583               | 425 213           | 383 986           | 809 199               |
| 2008                  | 6 093 690           | 6 356 055         | 12 449 745            | 2 156 364         | 2 337 667         | 4 494 031             | 386 547             | 388 297           | 774 844               | 189 389                               | 185 660           | 375 049               | 118 490                         | 85 533            | 204 023               | 423 046           | 382 175           | 805 221               |
| 2009                  | 6 185 532           | 6 384 846         | 12 570 378            | 2 200 967         | 2 326 665         | 4 527 632             | 379 843             | 378 897           | 758 740               | 179 683                               | 179 683           | 363 766               | 122 718                         | 88 235            | 210 953               | 415 756           | 379 276           | 795 032               |
| 2010                  | 6 564 508           | 6 777 927         | 13 342 435            | 2 463 288         | 2 616 509         | 5 079 797             | 379 462             | 385 409           | 764 871               | 179 476                               | 175 116           | 354 592               | 130 891                         | 92 366            | 223 257               | 416 602           | 377 269           | 793 871               |
| 2011                  | 6 740 540           | 6 908 691         | 13 649 231            | 2 634 587         | 2 817 441         | 5 452 028             | 378 890             | 386 874           | 765 764               | 170 411                               | 167 498           | 337 909               | 140 682                         | 103 647           | 244 329               | 417 757           | 376 834           | 794 591               |
| 2010 / 12             | 583 239             | 596 076           | 1 179 315             | 225 339           | 236 001           | 461 340               | 33 568              | 33 868            | 67 436                | 15 067                                | 14 656            | 29 723                | 11 914                          | 8 528             | 20 442                | 35 911            | 32 578            | 68 489                |
| 2011 / 01             | 581 469             | 593 651           | 1 175 120             | 222 885           | 235 001           | 457 886               | 30 992              | 31 353            | 62 345                | 15 199                                | 14 797            | 29 996                | 11 775                          | 8 397             | 20 172                | 35 738            | 32 342            | 68 080                |
| 02                    | 506 206             | 520 766           | 1 026 972             | 201 800           | 213 698           | 415 498               | 25 126              | 25 286            | 50 412                | 12 931                                | 12 730            | 25 661                | 9 220                           | 6 897             | 16 117                | 31 503            | 28 915            | 60 418                |
| 03                    | 570 496             | 587 818           | 1 158 314             | 229 594           | 248 146           | 477 740               | 32 906              | 33 588            | 66 494                | 15 559                                | 15 251            | 30 810                | 13 220                          | 9 642             | 22 862                | 36 137            | 32 576            | 68 713                |
| 04                    | 531 720             | 550 421           | 1 082 141             | 207 558           | 222 931           | 430 489               | 31 119              | 31 858            | 62 977                | 13 894                                | 13 706            | 27 600                | 10 390                          | 7 647             | 18 037                | 33 487            | 30 760            | 64 247                |
| 05                    | 568 049             | 581 596           | 1 149 645             | 215 469           | 231 014           | 446 483               | 31 907              | 32 661            | 64 568                | 14 721                                | 14 399            | 29 120                | 11 995                          | 8 799             | 20 794                | 35 098            | 31 997            | 67 095                |
| 06                    | 554 851             | 569 435           | 1 124 286             | 213 756           | 230 106           | 443 862               | 29 590              | 30 592            | 60 182                | 14 419                                | 14 064            | 28 483                | 11 461                          | 8 390             | 19 851                | 34 596            | 31 336            | 65 932                |
| 07                    | 550 652             | 566 699           | 1 117 351             | 218 321           | 234 993           | 453 314               | 31 053              | 32 029            | 63 082                | 13 871                                | 13 589            | 27 460                | 10 618                          | 7 757             | 18 375                | 35 565            | 32 110            | 67 675                |
| 08                    | 566 814             | 582 658           | 1 149 472             | 224 077           | 239 614           | 463 691               | 34 813              | 35 915            | 70 728                | 13 959                                | 13 687            | 27 646                | 10 454                          | 7 577             | 18 031                | 36 150            | 32 380            | 68 530                |
| 09                    | 556 236             | 567 404           | 1 123 640             | 210 567           | 226 216           | 436 783               | 31 935              | 32 771            | 64 706                | 13 800                                | 13 635            | 27 435                | 11 264                          | 8 489             | 19 753                | 33 840            | 30 336            | 64 176                |
| 10                    | 572 856             | 586 530           | 1 159 386             | 222 069           | 237 449           | 459 518               | 32 324              | 33 012            | 65 336                | 14 056                                | 13 973            | 28 029                | 12 633                          | 9 524             | 22 157                | 35 156            | 31 474            | 66 630                |
| 11                    | 583 341             | 594 387           | 1 177 728             | 229 264           | 246 226           | 475 490               | 33 880              | 34 316            | 68 196                | 14 141                                | 13 998            | 28 139                | 14 596                          | 10 766            | 25 362                | 35 022            | 31 040            | 66 062                |
| 12                    | 597 850             | 607 326           | 1 205 176             | 239 227           | 252 047           | 491 274               | 33 245              | 33 493            | 66 738                | 13 861                                | 13 669            | 27 530                | 13 056                          | 9 762             | 22 818                | 35 465            | 31 568            | 67 033                |
| 2012 / 01             | 579 522             | 592 065           | 1 171 587             | 231 207           | 245 391           | 476 598               | 26 848              | 26 922            | 53 770                | 13 498                                | 13 337            | 26 835                | 10 656                          | 8 189             | 18 845                | 34 035            | 30 989            | 65 024                |
| 02                    | 542 730             | 556 295           | 1 099 025             | 224 367           | 240 536           | 464 903               | 27 366              | 27 947            | 55 313                | 13 675                                | 13 568            | 27 243                | 12 133                          | 9 441             | 21 574                | 33 408            | 29 761            | 63 169                |
| 03                    | 586 720             | 600 545           | 1 187 265             | 238 415           | 257 383           | 495 798               | 31 831              | 32 417            | 64 248                | 14 741                                | 14 564            | 29 305                | 13 706                          | 10 360            | 24 066                | 35 852            | 31 795            | 67 647                |
| 04                    | 525 886             | 542 800           | 1 068 686             | 207 051           | 221 240           | 428 291               | 26 544              | 27 322            | 53 866                | 12 721                                | 12 530            | 25 251                | 10 686                          | 8 313             | 18 999                | 32 520            | 29 375            | 61 895                |
| 05                    | 588 065             | 601 806           | 1 189 871             | 229 323           | 243 367           | 472 690               | 31 653              | 32 755            | 64 408                | 14 120                                | 13 836            | 27 956                | 13 058                          | 10 065            | 23 123                | 35 222            | 31 245            | 66 467                |

註：東區海底隧道於一九八九年九月二十一日通車。

Note : The Eastern Harbour Crossing was opened to traffic on 21 September 1989.

表 3.1(b) (續)  
Table 3.1(b) (cont'd)

2012/05

| 年 / 月<br>Year/Month | 貨車<br>Goods Vehicles     |                   |                       |                             |                   |                       |                      |                   |                       | 總行車架次<br>Total Vehicles |                   |                       | 平均每日架次<br>Average Daily Vehicles |                   |                       |
|---------------------|--------------------------|-------------------|-----------------------|-----------------------------|-------------------|-----------------------|----------------------|-------------------|-----------------------|-------------------------|-------------------|-----------------------|----------------------------------|-------------------|-----------------------|
|                     | ≤ 5.5 公噸<br>≤ 5.5 Tonnes |                   |                       | >5.5-24公噸<br>>5.5-24 Tonnes |                   |                       | >24 公噸<br>>24 Tonnes |                   |                       | 南行<br>South-bound       | 北行<br>North-bound | 雙程合計<br>Two-way Total | 南行<br>South-bound                | 北行<br>North-bound | 雙程合計<br>Two-way Total |
|                     | 南行<br>South-bound        | 北行<br>North-bound | 雙程合計<br>Two-way Total | 南行<br>South-bound           | 北行<br>North-bound | 雙程合計<br>Two-way Total | 南行<br>South-bound    | 北行<br>North-bound | 雙程合計<br>Two-way Total |                         |                   |                       |                                  |                   |                       |
|                     | South-bound              | North-bound       | Two-way Total         | South-bound                 | North-bound       | Two-way Total         | South-bound          | North-bound       | Two-way Total         | South-bound             | North-bound       | Two-way Total         | South-bound                      | North-bound       | Two-way Total         |
| 2007                | 1 596 002                | 1 653 997         | 3 249 999             | 404 012                     | 427 316           | 831 328               | 34 905               | 37 563            | 72 468                | 11 406 528              | 11 955 393        | 23 361 921            | 31 251                           | 32 755            | 64 005                |
| 2008                | 1 548 464                | 1 595 499         | 3 143 963             | 402 946                     | 418 369           | 821 315               | 36 393               | 33 035            | 69 428                | 11 355 329              | 11 782 290        | 23 137 619            | 31 025                           | 32 192            | 63 218                |
| 2009                | 1 432 304                | 1 466 944         | 2 899 248             | 373 508                     | 384 749           | 758 257               | 59 247               | 46 942            | 106 189               | 11 353 958              | 11 636 237        | 22 990 195            | 31 107                           | 31 880            | 62 987                |
| 2010                | 1 551 905                | 1 576 345         | 3 128 250             | 411 064                     | 424 136           | 835 200               | 69 424               | 56 592            | 126 016               | 12 166 620              | 12 481 669        | 24 648 289            | 33 333                           | 34 196            | 67 530                |
| 2011                | 1 561 005                | 1 572 010         | 3 133 015             | 423 655                     | 441 149           | 864 804               | 70 353               | 62 766            | 133 119               | 12 537 880              | 12 836 910        | 25 374 790            | 34 350                           | 35 170            | 69 520                |
| 2010 / 12           | 143 237                  | 144 047           | 287 284               | 37 445                      | 38 375            | 75 820                | 5 202                | 4 857             | 10 059                | 1 090 922               | 1 108 986         | 2 199 908             | 35 191                           | 35 774            | 70 965                |
| 2011 / 01           | 136 920                  | 137 705           | 274 625               | 36 089                      | 36 842            | 72 931                | 5 117                | 4 888             | 10 005                | 1 076 184               | 1 094 976         | 2 171 160             | 34 716                           | 35 322            | 70 037                |
| 02                  | 88 523                   | 91 108            | 179 631               | 23 878                      | 24 821            | 48 699                | 3 018                | 2 815             | 5 833                 | 902 205                 | 927 036           | 1 829 241             | 32 222                           | 33 108            | 65 330                |
| 03                  | 134 129                  | 134 254           | 268 383               | 37 157                      | 38 692            | 75 849                | 5 452                | 5 085             | 10 537                | 1 074 650               | 1 105 052         | 2 179 702             | 34 666                           | 35 647            | 70 313                |
| 04                  | 120 607                  | 123 997           | 244 604               | 33 104                      | 34 806            | 67 910                | 5 336                | 4 956             | 10 292                | 987 215                 | 1 021 082         | 2 008 297             | 32 907                           | 34 036            | 66 943                |
| 05                  | 129 049                  | 130 222           | 259 271               | 34 911                      | 35 992            | 70 903                | 5 780                | 4 880             | 10 660                | 1 046 979               | 1 071 560         | 2 118 539             | 33 774                           | 34 566            | 68 340                |
| 06                  | 132 484                  | 134 297           | 266 781               | 35 334                      | 37 013            | 72 347                | 5 560                | 4 938             | 10 498                | 1 032 051               | 1 060 171         | 2 092 222             | 34 402                           | 35 339            | 69 741                |
| 07                  | 134 407                  | 135 743           | 270 150               | 36 596                      | 38 235            | 74 831                | 5 936                | 5 185             | 11 121                | 1 037 019               | 1 066 340         | 2 103 359             | 33 452                           | 34 398            | 67 850                |
| 08                  | 141 473                  | 141 464           | 282 937               | 38 014                      | 39 886            | 77 900                | 6 766                | 5 585             | 12 351                | 1 072 520               | 1 098 766         | 2 171 286             | 34 597                           | 35 444            | 70 041                |
| 09                  | 131 213                  | 131 235           | 262 448               | 35 764                      | 37 125            | 72 889                | 6 804                | 5 979             | 12 783                | 1 031 423               | 1 053 190         | 2 084 613             | 34 381                           | 35 106            | 69 487                |
| 10                  | 130 608                  | 131 125           | 261 733               | 36 003                      | 37 704            | 73 707                | 5 888                | 4 989             | 10 877                | 1 061 593               | 1 085 780         | 2 147 373             | 34 245                           | 35 025            | 69 270                |
| 11                  | 139 822                  | 139 269           | 279 091               | 38 331                      | 40 179            | 78 510                | 7 620                | 6 837             | 14 457                | 1 096 017               | 1 117 018         | 2 213 035             | 36 534                           | 37 234            | 73 768                |
| 12                  | 141 770                  | 141 591           | 283 361               | 38 474                      | 39 854            | 78 328                | 7 076                | 6 629             | 13 705                | 1 120 024               | 1 135 939         | 2 255 963             | 36 130                           | 36 643            | 72 773                |
| 2012 / 01           | 110 089                  | 112 592           | 222 681               | 29 561                      | 31 271            | 60 832                | 5 348                | 5 051             | 10 399                | 1 040 764               | 1 065 807         | 2 106 571             | 33 573                           | 34 381            | 67 954                |
| 02                  | 115 872                  | 117 068           | 232 940               | 32 115                      | 34 198            | 66 313                | 5 930                | 5 479             | 11 409                | 1 007 596               | 1 034 293         | 2 041 889             | 34 745                           | 35 665            | 70 410                |
| 03                  | 132 193                  | 133 602           | 265 795               | 36 615                      | 38 812            | 75 427                | 7 381                | 6 970             | 14 351                | 1 097 454               | 1 126 448         | 2 223 902             | 35 402                           | 36 337            | 71 739                |
| 04                  | 114 786                  | 117 586           | 232 372               | 31 250                      | 33 568            | 64 818                | 5 333                | 5 229             | 10 562                | 966 777                 | 997 963           | 1 964 740             | 32 226                           | 33 265            | 65 491                |
| 05                  | 135 954                  | 136 973           | 272 927               | 36 099                      | 38 335            | 74 434                | 6 432                | 6 481             | 12 913                | 1 089 926               | 1 114 863         | 2 204 789             | 35 159                           | 35 963            | 71 122                |

資料來源：新香港隧道有限公司

Source : New Hong Kong Tunnel Co. Ltd.

表 3.1(c) : 西區海底隧道

Table 3.1(c) : Western Harbour Crossing

2012/05

| 年/月<br>Year/Month | 私家車<br>Private Cars |                   |                       | 的士<br>Taxis       |                   |                       | 電單車<br>Motor Cycles |                   |                       | 私家/公共小巴<br>Private/Public Light Buses |                   |                       | 私家/公共巴士<br>Private/Public Buses |                   |                       |                   |                   |                       |
|-------------------|---------------------|-------------------|-----------------------|-------------------|-------------------|-----------------------|---------------------|-------------------|-----------------------|---------------------------------------|-------------------|-----------------------|---------------------------------|-------------------|-----------------------|-------------------|-------------------|-----------------------|
|                   | 南行<br>South-bound   | 北行<br>North-bound | 雙程合計<br>Two-way Total | 南行<br>South-bound | 北行<br>North-bound | 雙程合計<br>Two-way Total | 南行<br>South-bound   | 北行<br>North-bound | 雙程合計<br>Two-way Total | 南行<br>South-bound                     | 北行<br>North-bound | 雙程合計<br>Two-way Total | 單層<br>Single Deck               |                   |                       | 雙層<br>Double Deck |                   |                       |
|                   |                     |                   |                       |                   |                   |                       |                     |                   |                       |                                       |                   |                       | 南行<br>South-bound               | 北行<br>North-bound | 雙程合計<br>Two-way Total | 南行<br>South-bound | 北行<br>North-bound | 雙程合計<br>Two-way Total |
| 2007              | 4 396 340           | 4 736 285         | 9 132 625             | 2 082 399         | 2 003 948         | 4 086 347             | 80 344              | 88 938            | 169 282               | 398 201                               | 480 454           | 878 655               | 260 407                         | 201 554           | 461 961               | 592 388           | 573 063           | 1 165 451             |
| 2008              | 4 278 069           | 4 534 791         | 8 812 860             | 2 095 076         | 1 970 946         | 4 066 022             | 81 813              | 90 275            | 172 088               | 374 986                               | 446 859           | 821 845               | 258 892                         | 203 342           | 462 234               | 588 450           | 569 337           | 1 157 787             |
| 2009              | 4 319 654           | 4 620 838         | 8 940 492             | 2 135 605         | 1 981 759         | 4 117 364             | 85 932              | 97 146            | 183 078               | 364 175                               | 425 614           | 789 789               | 264 163                         | 212 015           | 476 178               | 586 923           | 569 183           | 1 156 106             |
| 2010              | 4 696 631           | 4 995 582         | 9 692 213             | 2 565 132         | 2 407 606         | 4 972 738             | 92 385              | 105 865           | 198 250               | 358 941                               | 409 978           | 768 919               | 279 705                         | 225 736           | 505 441               | 590 365           | 572 860           | 1 163 225             |
| 2011              | 4 884 895           | 5 197 176         | 10 082 071            | 2 919 255         | 2 750 715         | 5 669 970             | 94 661              | 107 921           | 202 582               | 341 317                               | 386 815           | 728 132               | 278 288                         | 223 080           | 501 368               | 589 150           | 573 603           | 1 162 753             |
| 2010 / 12         | 425 988             | 450 414           | 876 402               | 237 682           | 222 839           | 460 521               | 7 947               | 9 298             | 17 245                | 30 348                                | 34 779            | 65 127                | 24 538                          | 19 558            | 44 096                | 50 405            | 48 786            | 99 191                |
| 2011 / 01         | 412 668             | 439 264           | 851 932               | 229 897           | 217 245           | 447 142               | 7 476               | 8 538             | 16 014                | 30 741                                | 34 222            | 64 963                | 23 207                          | 18 731            | 41 938                | 50 107            | 48 886            | 98 993                |
| 02                | 336 347             | 357 581           | 693 928               | 199 401           | 183 714           | 383 115               | 5 732               | 6 294             | 12 026                | 25 947                                | 29 201            | 55 148                | 19 600                          | 16 024            | 35 624                | 44 446            | 43 520            | 87 966                |
| 03                | 412 584             | 441 581           | 854 165               | 253 262           | 234 952           | 488 214               | 7 844               | 8 627             | 16 471                | 30 576                                | 34 328            | 64 904                | 24 482                          | 19 819            | 44 301                | 50 833            | 49 380            | 100 213               |
| 04                | 381 374             | 408 921           | 790 295               | 230 778           | 218 987           | 449 765               | 7 433               | 8 172             | 15 605                | 27 816                                | 31 595            | 59 411                | 22 351                          | 17 693            | 40 044                | 48 239            | 47 055            | 95 294                |
| 05                | 401 105             | 429 266           | 830 371               | 234 020           | 220 468           | 454 488               | 7 510               | 8 435             | 15 945                | 28 287                                | 32 458            | 60 745                | 22 760                          | 18 415            | 41 175                | 49 671            | 48 392            | 98 063                |
| 06                | 401 331             | 426 075           | 827 406               | 234 145           | 221 307           | 455 452               | 7 236               | 8 317             | 15 553                | 27 173                                | 31 445            | 58 618                | 22 715                          | 18 080            | 40 795                | 48 605            | 47 261            | 95 866                |
| 07                | 397 981             | 423 863           | 821 844               | 245 183           | 232 660           | 477 843               | 7 655               | 8 901             | 16 556                | 27 670                                | 32 102            | 59 772                | 23 391                          | 18 211            | 41 602                | 50 288            | 48 796            | 99 084                |
| 08                | 412 745             | 440 934           | 853 679               | 254 620           | 240 156           | 494 776               | 8 953               | 10 254            | 19 207                | 28 707                                | 32 954            | 61 661                | 23 779                          | 18 935            | 42 714                | 50 760            | 49 479            | 100 239               |
| 09                | 403 511             | 428 979           | 832 490               | 239 903           | 224 944           | 464 847               | 8 509               | 9 919             | 18 428                | 27 575                                | 31 029            | 58 604                | 21 829                          | 17 942            | 39 771                | 47 150            | 46 543            | 93 693                |
| 10                | 424 565             | 450 222           | 874 787               | 257 048           | 242 532           | 499 580               | 8 411               | 9 816             | 18 227                | 28 729                                | 31 995            | 60 724                | 24 303                          | 19 476            | 43 779                | 49 966            | 48 339            | 98 305                |
| 11                | 445 188             | 470 897           | 916 085               | 268 006           | 254 863           | 522 869               | 9 086               | 10 483            | 19 569                | 29 179                                | 32 501            | 61 680                | 25 264                          | 20 479            | 45 743                | 49 172            | 47 460            | 96 632                |
| 12                | 455 496             | 479 593           | 935 089               | 272 992           | 258 887           | 531 879               | 8 816               | 10 165            | 18 981                | 28 917                                | 32 985            | 61 902                | 24 607                          | 19 275            | 43 882                | 49 913            | 48 492            | 98 405                |
| 2012 / 01         | 409 964             | 435 509           | 845 473               | 244 220           | 232 106           | 476 326               | 7 112               | 8 072             | 15 184                | 27 208                                | 30 395            | 57 603                | 21 430                          | 17 038            | 38 468                | 48 776            | 47 514            | 96 290                |
| 02                | 398 543             | 425 678           | 824 221               | 246 861           | 232 231           | 479 092               | 7 675               | 8 676             | 16 351                | 27 248                                | 30 405            | 57 653                | 22 593                          | 18 387            | 40 980                | 46 355            | 45 615            | 91 970                |
| 03                | 444 852             | 471 757           | 916 609               | 279 682           | 259 994           | 539 676               | 8 489               | 9 827             | 18 316                | 29 118                                | 32 548            | 61 666                | 24 208                          | 19 231            | 43 439                | 50 608            | 49 252            | 99 860                |
| 04                | 391 805             | 418 455           | 810 260               | 239 757           | 230 821           | 470 578               | 6 963               | 8 174             | 15 137                | 25 907                                | 29 070            | 54 977                | 21 467                          | 17 330            | 38 797                | 47 689            | 46 510            | 94 199                |
| 05                | 437 229             | 467 730           | 904 959               | 256 049           | 245 267           | 501 316               | 8 588               | 10 121            | 18 709                | 28 001                                | 31 608            | 59 609                | 23 059                          | 19 118            | 42 177                | 50 284            | 48 669            | 98 953                |

註：西區海底隧道於一九九七年四月三十日通車。

Note : The Western Harbour Crossing was opened to traffic on 30 April 1997.

表 3.1(c) (續)  
Table 3.1(c) (cont'd)

2012/05

| 年 / 月<br>Year/Month | 貨車<br>Goods Vehicles     |                   |                       |                             |                   |                       |                      |                   |                       | 總行車架次<br>Total<br>Vehicles |                   |                       | 平均每日架次<br>Average<br>Daily Vehicles |                   |                       |
|---------------------|--------------------------|-------------------|-----------------------|-----------------------------|-------------------|-----------------------|----------------------|-------------------|-----------------------|----------------------------|-------------------|-----------------------|-------------------------------------|-------------------|-----------------------|
|                     | ≤ 5.5 公噸<br>≤ 5.5 Tonnes |                   |                       | >5.5-24公噸<br>>5.5-24 Tonnes |                   |                       | >24 公噸<br>>24 Tonnes |                   |                       | 南行<br>South-bound          | 北行<br>North-bound | 雙程合計<br>Two-way Total | 南行<br>South-bound                   | 北行<br>North-bound | 雙程合計<br>Two-way Total |
|                     | 南行<br>South-bound        | 北行<br>North-bound | 雙程合計<br>Two-way Total | 南行<br>South-bound           | 北行<br>North-bound | 雙程合計<br>Two-way Total | 南行<br>South-bound    | 北行<br>North-bound | 雙程合計<br>Two-way Total |                            |                   |                       |                                     |                   |                       |
| <b>2007</b>         | <b>776 377</b>           | <b>786 576</b>    | <b>1 562 953</b>      | <b>158 436</b>              | <b>153 991</b>    | <b>312 427</b>        | <b>30 188</b>        | <b>17 815</b>     | <b>48 003</b>         | <b>8 775 080</b>           | <b>9 042 624</b>  | <b>17 817 704</b>     | <b>24 041</b>                       | <b>24 774</b>     | <b>48 816</b>         |
| <b>2008</b>         | <b>797 135</b>           | <b>795 776</b>    | <b>1 592 911</b>      | <b>169 844</b>              | <b>163 832</b>    | <b>333 676</b>        | <b>28 620</b>        | <b>25 484</b>     | <b>54 104</b>         | <b>8 672 885</b>           | <b>8 800 642</b>  | <b>17 473 527</b>     | <b>23 696</b>                       | <b>24 045</b>     | <b>47 742</b>         |
| <b>2009</b>         | <b>763 975</b>           | <b>770 521</b>    | <b>1 534 496</b>      | <b>174 672</b>              | <b>165 061</b>    | <b>339 733</b>        | <b>33 120</b>        | <b>30 568</b>     | <b>63 688</b>         | <b>8 728 219</b>           | <b>8 872 705</b>  | <b>17 600 924</b>     | <b>23 913</b>                       | <b>24 309</b>     | <b>48 222</b>         |
| <b>2010</b>         | <b>873 834</b>           | <b>870 497</b>    | <b>1 744 331</b>      | <b>208 024</b>              | <b>195 528</b>    | <b>403 552</b>        | <b>59 826</b>        | <b>48 359</b>     | <b>108 185</b>        | <b>9 724 843</b>           | <b>9 832 011</b>  | <b>19 556 854</b>     | <b>26 643</b>                       | <b>26 937</b>     | <b>53 580</b>         |
| <b>2011</b>         | <b>930 344</b>           | <b>933 199</b>    | <b>1 863 543</b>      | <b>236 119</b>              | <b>224 815</b>    | <b>460 934</b>        | <b>60 109</b>        | <b>55 357</b>     | <b>115 466</b>        | <b>10 334 138</b>          | <b>10 452 681</b> | <b>20 786 819</b>     | <b>28 313</b>                       | <b>28 637</b>     | <b>56 950</b>         |
| 2010 / 12           | 82 909                   | 82 811            | 165 720               | 20 291                      | 18 951            | 39 242                | 7 073                | 6 084             | 13 157                | 887 181                    | 893 520           | 1 780 701             | 28 619                              | 28 823            | 57 442                |
| 2011 / 01           | 79 380                   | 80 051            | 159 431               | 19 530                      | 18 922            | 38 452                | 7 021                | 6 308             | 13 329                | 860 027                    | 872 167           | 1 732 194             | 27 743                              | 28 134            | 55 877                |
| 02                  | 51 912                   | 53 315            | 105 227               | 13 101                      | 12 720            | 25 821                | 3 338                | 3 102             | 6 440                 | 699 824                    | 705 471           | 1 405 295             | 24 994                              | 25 195            | 50 189                |
| 03                  | 77 572                   | 78 734            | 156 306               | 19 928                      | 18 888            | 38 816                | 5 992                | 5 513             | 11 505                | 883 073                    | 891 822           | 1 774 895             | 28 486                              | 28 768            | 57 255                |
| 04                  | 69 671                   | 70 641            | 140 312               | 17 789                      | 17 198            | 34 987                | 4 867                | 4 443             | 9 310                 | 810 318                    | 824 705           | 1 635 023             | 27 011                              | 27 490            | 54 501                |
| 05                  | 75 300                   | 76 171            | 151 471               | 18 789                      | 17 879            | 36 668                | 5 356                | 5 292             | 10 648                | 842 798                    | 856 776           | 1 699 574             | 27 187                              | 27 638            | 54 825                |
| 06                  | 78 828                   | 78 513            | 157 341               | 19 902                      | 18 964            | 38 866                | 4 651                | 4 679             | 9 330                 | 844 586                    | 854 641           | 1 699 227             | 28 153                              | 28 488            | 56 641                |
| 07                  | 79 045                   | 78 111            | 157 156               | 19 941                      | 18 961            | 38 902                | 4 396                | 4 172             | 8 568                 | 855 550                    | 865 777           | 1 721 327             | 27 598                              | 27 928            | 55 527                |
| 08                  | 84 404                   | 84 307            | 168 711               | 21 584                      | 20 209            | 41 793                | 5 173                | 4 933             | 10 106                | 890 725                    | 902 161           | 1 792 886             | 28 733                              | 29 102            | 57 835                |
| 09                  | 79 085                   | 79 598            | 158 683               | 20 296                      | 19 140            | 39 436                | 4 769                | 4 304             | 9 073                 | 852 627                    | 862 398           | 1 715 025             | 28 421                              | 28 747            | 57 168                |
| 10                  | 79 286                   | 79 539            | 158 825               | 20 455                      | 19 534            | 39 989                | 4 925                | 4 368             | 9 293                 | 897 688                    | 905 821           | 1 803 509             | 28 958                              | 29 220            | 58 178                |
| 11                  | 86 705                   | 86 279            | 172 984               | 22 144                      | 20 853            | 42 997                | 4 887                | 4 298             | 9 185                 | 939 631                    | 948 113           | 1 887 744             | 31 321                              | 31 604            | 62 925                |
| 12                  | 89 156                   | 87 940            | 177 096               | 22 660                      | 21 547            | 44 207                | 4 734                | 3 945             | 8 679                 | 957 291                    | 962 829           | 1 920 120             | 30 880                              | 31 059            | 61 939                |
| 2012 / 01           | 70 159                   | 71 092            | 141 251               | 18 744                      | 18 066            | 36 810                | 3 411                | 3 147             | 6 558                 | 851 024                    | 862 939           | 1 713 963             | 27 452                              | 27 837            | 55 289                |
| 02                  | 72 805                   | 73 049            | 145 854               | 19 338                      | 17 967            | 37 305                | 3 962                | 3 662             | 7 624                 | 845 380                    | 855 670           | 1 701 050             | 29 151                              | 29 506            | 58 657                |
| 03                  | 83 294                   | 82 534            | 165 828               | 22 308                      | 20 709            | 43 017                | 4 363                | 4 126             | 8 489                 | 946 922                    | 949 978           | 1 896 900             | 30 546                              | 30 644            | 61 190                |
| 04                  | 71 204                   | 72 295            | 143 499               | 19 316                      | 17 924            | 37 240                | 3 530                | 3 245             | 6 775                 | 827 638                    | 843 824           | 1 671 462             | 27 588                              | 28 127            | 55 715                |
| 05                  | 85 123                   | 85 090            | 170 213               | 22 959                      | 21 764            | 44 723                | 5 197                | 4 930             | 10 127                | 916 489                    | 934 297           | 1 850 786             | 29 564                              | 30 139            | 59 703                |

資料來源： 香港西區隧道有限公司

Source : Western Harbour Tunnel Co. Ltd.

**表 3.1(d) : 汽車渡輪服務**  
**Table 3.1(d) : Vehicular Ferry Services**

2012/05

| 年 / 月<br>Year/Month | 貨車<br>Goods Vehicles | 總運載架次<br>Total Vehicles | 平均每日架次<br>Average Daily Vehicles |
|---------------------|----------------------|-------------------------|----------------------------------|
| <b>2007</b>         | <b>31 448</b>        | <b>31 448</b>           | <b>86</b>                        |
| <b>2008</b>         | <b>30 490</b>        | <b>30 490</b>           | <b>83</b>                        |
| <b>2009</b>         | <b>31 548</b>        | <b>31 548</b>           | <b>86</b>                        |
| <b>2010</b>         | <b>33 274</b>        | <b>33 274</b>           | <b>91</b>                        |
| <b>2011</b>         | <b>35 759</b>        | <b>35 759</b>           | <b>98</b>                        |
| 2010 / 12           | 2 722                | 2 722                   | 88                               |
| 2011 / 01           | 2 759                | 2 759                   | 89                               |
| 02                  | 2 406                | 2 406                   | 86                               |
| 03                  | 2 830                | 2 830                   | 91                               |
| 04                  | 2 604                | 2 604                   | 87                               |
| 05                  | 2 719                | 2 719                   | 88                               |
| 06                  | 2 681                | 2 681                   | 89                               |
| 07                  | 2 792                | 2 792                   | 90                               |
| 08                  | 2 875                | 2 875                   | 93                               |
| 09                  | 2 825                | 2 825                   | 94                               |
| 10                  | 3 713                | 3 713                   | 120                              |
| 11                  | 3 760                | 3 760                   | 125                              |
| 12                  | 3 795                | 3 795                   | 122                              |
| 2012 / 01           | 3 592                | 3 592                   | 116                              |
| 02                  | 3 566                | 3 566                   | 123                              |
| 03                  | 3 889                | 3 889                   | 125                              |
| 04                  | 3 612                | 3 612                   | 120                              |
| 05                  | 4 034                | 4 034                   | 130                              |

資料來源：香港油蔴地小輪船有限公司

Source : The Hongkong & Yaumati Ferry Co. Ltd.

## 非過海隧道汽車流量

### Vehicular Flow through Non-Cross Harbour Tunnels

表 3.2(a) : 獅子山隧道

Table 3.2(a) : Lion Rock Tunnel

2012/05

| 年 / 月<br>Year/Month | 私家車、的士及電單車<br>Private Cars, Taxis<br>and Motor Cycles |                   |                       | 單層巴士、小巴及5.5公噸及以下的貨車<br>Single Deck Buses, Light Buses &<br>Goods Vehicles of 5.5 Tonnes & Less |                   |                       | 雙層巴士及5.5公噸以上的貨車<br>Double Deck Buses &<br>Goods Vehicles Above 5.5 Tonnes |                   |                       | 總行車架次<br>Total<br>Vehicles |                   |                       | 平均每日架次<br>Average<br>Daily Vehicles |                   |                       |
|---------------------|---|-------------------|-----------------------|--|-------------------|-----------------------|---|-------------------|-----------------------|----------------------------|-------------------|-----------------------|-------------------------------------|-------------------|-----------------------|
|                     | 南行<br>South-bound                                     | 北行<br>North-bound | 雙程合計<br>Two-way Total | 南行<br>South-bound  | 北行<br>North-bound | 雙程合計<br>Two-way Total | 南行<br>South-bound   | 北行<br>North-bound | 雙程合計<br>Two-way Total | 南行<br>South-bound          | 北行<br>North-bound | 雙程合計<br>Two-way Total | 南行<br>South-bound                   | 北行<br>North-bound | 雙程合計<br>Two-way Total |
|                     | <b>2007</b>   | <b>10 571 617</b> | <b>11 207 032</b>     | <b>21 778 649</b>  | <b>2 697 466</b>  | <b>2 778 982</b>      | <b>5 476 448</b>  | <b>2 777 642</b>  | <b>2 818 086</b>      | <b>5 595 728</b>           | <b>16 046 725</b> | <b>16 804 100</b>     | <b>32 850 825</b>                   | <b>43 964</b>     | <b>46 039</b>         |
| <b>2008</b>         | <b>10 011 761</b>                                     | <b>10 656 117</b> | <b>20 667 878</b>     | <b>2 636 258</b>   | <b>2 690 698</b>  | <b>5 326 956</b>      | <b>2 484 205</b>  | <b>2 531 017</b>  | <b>5 015 222</b>      | <b>15 132 224</b>          | <b>15 877 832</b> | <b>31 010 056</b>     | <b>41 345</b>                       | <b>43 382</b>     | <b>84 727</b>         |
| <b>2009</b>         | <b>10 104 268</b>                                     | <b>10 678 651</b> | <b>20 782 919</b>     | <b>2 641 951</b>   | <b>2 714 579</b>  | <b>5 356 530</b>      | <b>2 386 011</b>  | <b>2 406 302</b>  | <b>4 792 313</b>      | <b>15 132 230</b>          | <b>15 799 532</b> | <b>30 931 762</b>     | <b>41 458</b>                       | <b>43 286</b>     | <b>84 745</b>         |
| <b>2010</b>         | <b>10 345 991</b>                                     | <b>10 950 892</b> | <b>21 296 883</b>     | <b>2 765 591</b>   | <b>2 832 999</b>  | <b>5 598 590</b>      | <b>2 339 853</b>  | <b>2 373 729</b>  | <b>4 713 582</b>      | <b>15 451 435</b>          | <b>16 157 620</b> | <b>31 609 055</b>     | <b>42 333</b>                       | <b>44 267</b>     | <b>86 600</b>         |
| <b>2011</b>         | <b>10 770 407</b>                                     | <b>11 454 201</b> | <b>22 224 608</b>     | <b>2 853 343</b>   | <b>2 851 580</b>  | <b>5 704 923</b>      | <b>2 231 085</b>  | <b>2 258 737</b>  | <b>4 489 822</b>      | <b>15 854 835</b>          | <b>16 564 518</b> | <b>32 419 353</b>     | <b>43 438</b>                       | <b>45 382</b>     | <b>88 820</b>         |
| 2010 / 12           | 907 971   | 953 907           | 1 861 878             | 250 287  | 257 773           | 508 060               | 194 905   | 197 588           | 392 493               | 1 353 163                  | 1 409 268         | 2 762 431             | 43 650                              | 45 460            | 89 111                |
| 2011 / 01           | 930 017   | 983 326           | 1 913 343             | 254 525  | 260 587           | 515 112               | 193 260   | 197 107           | 390 367               | 1 377 802                  | 1 441 020         | 2 818 822             | 44 445                              | 46 485            | 90 930                |
| 02                  | 844 229   | 891 088           | 1 735 317             | 192 867  | 195 241           | 388 108               | 152 977   | 156 640           | 309 617               | 1 190 073                  | 1 242 969         | 2 433 042             | 42 503                              | 44 392            | 86 894                |
| 03                  | 895 715   | 959 829           | 1 855 544             | 252 451  | 254 310           | 506 761               | 202 234   | 203 502           | 405 736               | 1 350 400                  | 1 417 641         | 2 768 041             | 43 561                              | 45 730            | 89 292                |
| 04                  | 871 144   | 926 047           | 1 797 191             | 233 254  | 232 599           | 465 853               | 182 107   | 185 502           | 367 609               | 1 286 505                  | 1 344 148         | 2 630 653             | 42 884                              | 44 805            | 87 688                |
| 05                  | 904 009   | 956 840           | 1 860 849             | 237 902  | 243 491           | 481 393               | 187 973   | 191 722           | 379 695               | 1 329 884                  | 1 392 053         | 2 721 937             | 42 899                              | 44 905            | 87 804                |
| 06                  | 864 463   | 921 513           | 1 785 976             | 240 302  | 239 776           | 480 078               | 181 383   | 184 458           | 365 841               | 1 286 148                  | 1 345 747         | 2 631 895             | 42 872                              | 44 858            | 87 730                |
| 07                  | 890 863   | 944 910           | 1 835 773             | 244 401  | 244 043           | 488 444               | 187 590   | 189 386           | 376 976               | 1 322 854                  | 1 378 339         | 2 701 193             | 42 673                              | 44 463            | 87 135                |
| 08                  | 887 305   | 944 541           | 1 831 846             | 248 612  | 247 004           | 495 616               | 187 413   | 186 837           | 374 250               | 1 323 330                  | 1 378 382         | 2 701 712             | 42 688                              | 44 464            | 87 152                |
| 09                  | 885 828   | 943 984           | 1 829 812             | 232 978  | 228 573           | 461 551               | 174 447   | 177 444           | 351 891               | 1 293 253                  | 1 350 001         | 2 643 254             | 43 108                              | 45 000            | 88 108                |
| 10                  | 926 000   | 986 645           | 1 912 645             | 237 729  | 234 464           | 472 193               | 188 347   | 190 584           | 378 931               | 1 352 076                  | 1 411 693         | 2 763 769             | 43 615                              | 45 538            | 89 154                |
| 11                  | 906 664   | 970 583           | 1 877 247             | 234 808  | 234 503           | 469 311               | 197 219   | 198 622           | 395 841               | 1 338 691                  | 1 403 708         | 2 742 399             | 44 623                              | 46 790            | 91 413                |
| 12                  | 964 170   | 1 024 895         | 1 989 065             | 243 514  | 236 989           | 480 503               | 196 135   | 196 933           | 393 068               | 1 403 819                  | 1 458 817         | 2 862 636             | 45 284                              | 47 059            | 92 343                |
| 2012 / 01           | 989 103   | 1 043 241         | 2 032 344             | 214 124  | 211 051           | 425 175               | 166 221   | 168 220           | 334 441               | 1 369 448                  | 1 422 512         | 2 791 960             | 44 176                              | 45 887            | 90 063                |
| 02                  | 879 507   | 945 310           | 1 824 817             | 220 814  | 217 817           | 438 631               | 172 715   | 175 936           | 348 651               | 1 273 036                  | 1 339 063         | 2 612 099             | 43 898                              | 46 175            | 90 072                |
| 03                  | 800 016   | 892 952           | 1 692 968             | 217 954  | 218 740           | 436 694               | 178 054   | 184 916           | 362 970               | 1 196 024                  | 1 296 608         | 2 492 632             | 38 581                              | 41 826            | 80 407                |
| 04                  | 865 468   | 920 862           | 1 786 330             | 216 239  | 211 534           | 427 773               | 170 835   | 173 950           | 344 785               | 1 252 542                  | 1 306 346         | 2 558 888             | 41 751                              | 43 545            | 85 296                |
| 05                  | 904 868   | 977 073           | 1 881 941             | 230 465  | 230 460           | 460 925               | 186 984   | 191 277           | 378 261               | 1 322 317                  | 1 398 810         | 2 721 127             | 42 655                              | 45 123            | 87 778                |

註：獅子山隧道於一九六七年十一月十四日通車。由一九九三年一月十七日起以合約方式將管理及營運的工作交給信佳集團管理有限公司。

資料來源：信佳集團管理有限公司

Note: The Lion Rock Tunnel was opened to traffic on 14 November 1967. Its management and operation were contracted out to the Serco Group (HK) Ltd. on 17 January 1993.

Source: Serco Group (HK) Ltd.



表 3.2(b) : 香港仔隧道  
Table 3.2(b) : Aberdeen Tunnel

2012/05

| 年 / 月<br>Year/Month | 私家車、的士及電單車<br>Private Cars, Taxis<br>and Motor Cycles |             |               | 單層巴士、小巴及5.5公噸及以下的貨車<br>Single Deck Buses, Light Buses &<br>Goods Vehicles of 5.5 Tonnes & Less |             |               | 雙層巴士及5.5公噸以上的貨車<br>Double Deck Buses &<br>Goods Vehicles Above 5.5 Tonnes |             |               | 總行車架次<br>Total<br>Vehicles |             |               | 平均每日架次<br>Average<br>Daily Vehicles |             |               |
|---------------------|---|-------------|---------------|--|-------------|---------------|---|-------------|---------------|----------------------------|-------------|---------------|-------------------------------------|-------------|---------------|
|                     | 南行  | 北行          | 雙程合計          | 南行   | 北行          | 雙程合計          | 南行  | 北行          | 雙程合計          | 南行                         | 北行          | 雙程合計          | 南行                                  | 北行          | 雙程合計          |
|                     | South-bound   | North-bound | Two-way Total | South-bound  | North-bound | Two-way Total | South-bound   | North-bound | Two-way Total | South-bound                | North-bound | Two-way Total | South-bound                         | North-bound | Two-way Total |
| 2007                | 7 695 123   | 6 706 002   | 14 401 125    | 2 262 979  | 2 296 784   | 4 559 763     | 1 742 852   | 1 714 170   | 3 457 022     | 11 700 954                 | 10 716 956  | 22 417 910    | 32 057                              | 29 362      | 61 419        |
| 2008                | 7 790 787   | 6 832 873   | 14 623 660    | 2 178 534  | 2 188 560   | 4 367 094     | 1 748 286   | 1 723 033   | 3 471 319     | 11 717 607                 | 10 744 466  | 22 462 073    | 32 015                              | 29 356      | 61 372        |
| 2009                | 7 800 890   | 6 851 017   | 14 651 907    | 2 131 524  | 2 166 472   | 4 297 996     | 1 787 957   | 1 758 706   | 3 546 663     | 11 720 371                 | 10 776 195  | 22 496 566    | 32 111                              | 29 524      | 61 634        |
| 2010                | 8 073 776   | 6 960 710   | 15 034 486    | 2 169 149  | 2 176 587   | 4 345 736     | 1 812 549   | 1 763 753   | 3 576 302     | 12 055 474                 | 10 901 050  | 22 956 524    | 33 029                              | 29 866      | 62 895        |
| 2011                | 8 358 134   | 7 176 036   | 15 534 170    | 2 158 805  | 2 125 001   | 4 283 806     | 1 853 444   | 1 802 848   | 3 656 292     | 12 370 383                 | 11 103 885  | 23 474 268    | 33 891                              | 30 422      | 64 313        |
| 2010 / 12           | 701 015   | 600 436     | 1 301 451     | 187 804  | 187 234     | 375 038       | 155 393   | 150 325     | 305 718       | 1 044 212                  | 937 995     | 1 982 207     | 33 684                              | 30 258      | 63 942        |
| 2011 / 01           | 709 866   | 605 923     | 1 315 789     | 183 290  | 184 078     | 367 368       | 154 911   | 150 438     | 305 349       | 1 048 067                  | 940 439     | 1 988 506     | 33 809                              | 30 337      | 64 145        |
| 02                  | 641 366   | 561 456     | 1 202 822     | 148 283  | 147 719     | 296 002       | 130 746   | 127 182     | 257 928       | 920 395                    | 836 357     | 1 756 752     | 32 871                              | 29 870      | 62 741        |
| 03                  | 709 192   | 605 890     | 1 315 082     | 189 551  | 187 869     | 377 420       | 159 214   | 154 579     | 313 793       | 1 057 957                  | 948 338     | 2 006 295     | 34 128                              | 30 592      | 64 719        |
| 04                  | 678 934   | 595 323     | 1 274 257     | 175 474  | 172 820     | 348 294       | 145 957   | 143 923     | 289 880       | 1 000 365                  | 912 066     | 1 912 431     | 33 346                              | 30 402      | 63 748        |
| 05                  | 712 397   | 612 090     | 1 324 487     | 182 203  | 180 393     | 362 596       | 154 252   | 149 116     | 303 368       | 1 048 852                  | 941 599     | 1 990 451     | 33 834                              | 30 374      | 64 208        |
| 06                  | 677 450   | 575 466     | 1 252 916     | 180 819  | 177 374     | 358 193       | 157 504   | 150 695     | 308 199       | 1 015 773                  | 903 535     | 1 919 308     | 33 859                              | 30 118      | 63 977        |
| 07                  | 678 430   | 593 563     | 1 271 993     | 174 690  | 174 590     | 349 280       | 160 537   | 157 320     | 317 857       | 1 013 657                  | 925 473     | 1 939 130     | 32 699                              | 29 854      | 62 553        |
| 08                  | 718 866   | 623 766     | 1 342 632     | 177 431  | 175 202     | 352 633       | 162 111   | 157 896     | 320 007       | 1 058 408                  | 956 864     | 2 015 272     | 34 142                              | 30 867      | 65 009        |
| 09                  | 702 551   | 596 021     | 1 298 572     | 166 838  | 162 682     | 329 520       | 147 043   | 142 853     | 289 896       | 1 016 432                  | 901 556     | 1 917 988     | 33 881                              | 30 052      | 63 933        |
| 10                  | 733 845   | 625 136     | 1 358 981     | 175 659  | 173 649     | 349 308       | 158 352   | 154 563     | 312 915       | 1 067 856                  | 953 348     | 2 021 204     | 34 447                              | 30 753      | 65 200        |
| 11                  | 690 249   | 583 312     | 1 273 561     | 205 051  | 188 721     | 393 772       | 160 410   | 155 345     | 315 755       | 1 055 710                  | 927 378     | 1 983 088     | 35 190                              | 30 913      | 66 103        |
| 12                  | 704 988   | 598 090     | 1 303 078     | 199 516  | 199 904     | 399 420       | 162 407   | 158 938     | 321 345       | 1 066 911                  | 956 932     | 2 023 843     | 34 416                              | 30 869      | 65 285        |
| 2012 / 01           | 710 102   | 615 408     | 1 325 510     | 174 549  | 169 550     | 344 099       | 151 590   | 147 352     | 298 942       | 1 036 241                  | 932 310     | 1 968 551     | 33 427                              | 30 075      | 63 502        |
| 02                  | 685 709   | 582 739     | 1 268 448     | 168 719  | 164 486     | 333 205       | 149 399   | 144 834     | 294 233       | 1 003 827                  | 892 059     | 1 895 886     | 34 615                              | 30 761      | 65 375        |
| 03                  | 745 662   | 631 624     | 1 377 286     | 182 046  | 179 767     | 361 813       | 164 492   | 161 416     | 325 908       | 1 092 200                  | 972 807     | 2 065 007     | 35 232                              | 31 381      | 66 613        |
| 04                  | 688 014   | 594 629     | 1 282 643     | 162 495  | 160 097     | 322 592       | 146 513   | 145 609     | 292 122       | 997 022                    | 900 335     | 1 897 357     | 33 234                              | 30 011      | 63 245        |
| 05                  | 743 731   | 620 546     | 1 364 277     | 176 161  | 170 851     | 347 012       | 162 974   | 159 144     | 322 118       | 1 082 866                  | 950 541     | 2 033 407     | 34 931                              | 30 663      | 65 594        |

註：香港仔隧道於一九八二年三月十二日通車。由一九九一年九月二十九日至一九九八年九月二十八日以合約方式將管理及營運的工作交給香港隧道有限公司。由一九九八年九月二十九日起，則以合約方式將管理、營運及維修的工作交給信佳集團管理有限公司。

Note : The Aberdeen Tunnel was opened to traffic on 12 March 1982. Its management and operation were contracted out to Cross Harbour Tunnel Co. Ltd. on 29 September 1991 until 28 September 1998. Then its management, operation and maintenance were contracted out to Serco Group (HK) Ltd. on 29 September 1998.

資料來源：信佳集團管理有限公司

Source : Serco Group (HK) Ltd.

表 3.2(c) : 城門隧道

Table 3.2(c) : Shing Mun Tunnels

2012/05

| 年 / 月<br>Year/Month | 私家車、的士及電單車<br>Private Cars, Taxis<br>and Motor Cycles |                  |                       | 單層巴士、小巴及5.5公噸及以下的貨車<br>Single Deck Buses, Light Buses &<br>Goods Vehicles of 5.5 Tonnes & Less |                  |                       | 雙層巴士及5.5公噸以上的貨車<br>Double Deck Buses &<br>Goods Vehicles Above 5.5 Tonnes |                  |                       | 總行車架次<br>Total<br>Vehicles |                  |                       | 平均每日架次<br>Average<br>Daily Vehicles |                  |                       |
|---------------------|---|------------------|-----------------------|--|------------------|-----------------------|---|------------------|-----------------------|----------------------------|------------------|-----------------------|-------------------------------------|------------------|-----------------------|
|                     | 東行<br>East-bound                                      | 西行<br>West-bound | 雙程合計<br>Two-way Total | 東行<br>East-bound   | 西行<br>West-bound | 雙程合計<br>Two-way Total | 東行<br>East-bound  | 西行<br>West-bound | 雙程合計<br>Two-way Total | 東行<br>East-bound           | 西行<br>West-bound | 雙程合計<br>Two-way Total | 東行<br>East-bound                    | 西行<br>West-bound | 雙程合計<br>Two-way Total |
| 2007                | 5 087 755   | 5 198 362        | 10 286 117            | 2 623 528  | 2 585 482        | 5 209 010             | 2 165 708   | 2 083 307        | 4 249 015             | 9 876 991                  | 9 867 151        | 19 744 142            | 27 060                              | 27 033           | 54 094                |
| 2008                | 4 837 231   | 4 942 047        | 9 779 278             | 2 376 784  | 2 355 442        | 4 732 226             | 1 737 941   | 1 688 151        | 3 426 092             | 8 951 956                  | 8 985 640        | 17 937 596            | 24 459                              | 24 551           | 49 010                |
| 2009                | 4 832 722   | 4 889 198        | 9 721 920             | 2 207 805  | 2 211 493        | 4 419 298             | 1 500 072   | 1 494 753        | 2 994 825             | 8 540 599                  | 8 595 444        | 17 136 043            | 23 399                              | 23 549           | 46 948                |
| 2010                | 4 899 068   | 4 967 720        | 9 866 788             | 2 218 437  | 2 231 490        | 4 449 927             | 1 485 589   | 1 502 456        | 2 988 045             | 8 603 094                  | 8 701 666        | 17 304 760            | 23 570                              | 23 840           | 47 410                |
| 2011                | 5 129 236   | 5 176 839        | 10 306 075            | 2 175 759  | 2 161 881        | 4 337 640             | 1 447 673   | 1 447 242        | 2 894 915             | 8 752 668                  | 8 785 962        | 17 538 630            | 23 980                              | 24 071           | 48 051                |
| 2010 / 12           | 434 323   | 440 902          | 875 225               | 197 480  | 197 185          | 394 665               | 126 572   | 126 939          | 253 511               | 758 375                    | 765 026          | 1 523 401             | 24 464                              | 24 678           | 49 142                |
| 2011 / 01           | 438 680   | 441 901          | 880 581               | 194 395  | 195 357          | 389 752               | 125 969   | 124 911          | 250 880               | 759 044                    | 762 169          | 1 521 213             | 24 485                              | 24 586           | 49 071                |
| 02                  | 408 890   | 414 546          | 823 436               | 144 012  | 142 310          | 286 322               | 91 549  | 90 648           | 182 197               | 644 451                    | 647 504          | 1 291 955             | 23 016                              | 23 125           | 46 141                |
| 03                  | 426 066   | 428 784          | 854 850               | 196 775  | 195 351          | 392 126               | 127 069   | 127 410          | 254 479               | 749 910                    | 751 545          | 1 501 455             | 24 191                              | 24 243           | 48 434                |
| 04                  | 416 878   | 422 003          | 838 881               | 178 497  | 177 757          | 356 254               | 119 023   | 119 319          | 238 342               | 714 398                    | 719 079          | 1 433 477             | 23 813                              | 23 969           | 47 783                |
| 05                  | 423 456   | 428 561          | 852 017               | 184 133  | 183 538          | 367 671               | 124 522   | 122 625          | 247 147               | 732 111                    | 734 724          | 1 466 835             | 23 616                              | 23 701           | 47 317                |
| 06                  | 410 052   | 413 705          | 823 757               | 181 231  | 179 629          | 360 860               | 123 095   | 122 157          | 245 252               | 714 378                    | 715 491          | 1 429 869             | 23 813                              | 23 850           | 47 662                |
| 07                  | 424 518   | 430 976          | 855 494               | 184 905  | 182 521          | 367 426               | 126 200   | 126 748          | 252 948               | 735 623                    | 740 245          | 1 475 868             | 23 730                              | 23 879           | 47 609                |
| 08                  | 429 154   | 431 859          | 861 013               | 187 657  | 186 027          | 373 684               | 128 367   | 129 646          | 258 013               | 745 178                    | 747 532          | 1 492 710             | 24 038                              | 24 114           | 48 152                |
| 09                  | 422 177   | 425 784          | 847 961               | 176 756  | 175 461          | 352 217               | 120 354   | 121 273          | 241 627               | 719 287                    | 722 518          | 1 441 805             | 23 976                              | 24 084           | 48 060                |
| 10                  | 434 394   | 436 303          | 870 697               | 178 475  | 176 393          | 354 868               | 118 655   | 119 028          | 237 683               | 731 524                    | 731 724          | 1 463 248             | 23 598                              | 23 604           | 47 202                |
| 11                  | 432 858   | 435 082          | 867 940               | 183 420  | 182 659          | 366 079               | 120 606   | 120 597          | 241 203               | 736 884                    | 738 338          | 1 475 222             | 24 563                              | 24 611           | 49 174                |
| 12                  | 462 113   | 467 335          | 929 448               | 185 503  | 184 878          | 370 381               | 122 264   | 122 880          | 245 144               | 769 880                    | 775 093          | 1 544 973             | 24 835                              | 25 003           | 49 838                |
| 2012 / 01           | 481 773   | 488 580          | 970 353               | 161 845  | 157 551          | 319 396               | 102 254   | 103 147          | 205 401               | 745 872                    | 749 278          | 1 495 150             | 24 060                              | 24 170           | 48 231                |
| 02                  | 418 153   | 422 429          | 840 582               | 166 729  | 165 563          | 332 292               | 108 523   | 109 634          | 218 157               | 693 405                    | 697 626          | 1 391 031             | 23 911                              | 24 056           | 47 967                |
| 03                  | 448 658   | 453 512          | 902 170               | 185 941  | 185 694          | 371 635               | 124 641   | 124 869          | 249 510               | 759 240                    | 764 075          | 1 523 315             | 24 492                              | 24 648           | 49 139                |
| 04                  | 427 605   | 433 391          | 860 996               | 165 825  | 165 667          | 331 492               | 112 288   | 112 617          | 224 905               | 705 718                    | 711 675          | 1 417 393             | 23 524                              | 23 723           | 47 246                |
| 05                  | 443 757   | 448 890          | 892 647               | 185 584  | 184 526          | 370 110               | 121 538   | 122 661          | 244 199               | 750 879                    | 756 077          | 1 506 956             | 24 222                              | 24 390           | 48 611                |

註：城門隧道於一九九零年四月二十日通車。由一九九三年一月十八日至一九九六年三月三十一日以合約方式將管理及營運的工作交給敏記隧道管理有限公司。由一九九六年四月一日起，則以合約方式將管理、營運及維修的工作交給中國道路管理有限公司，及於二零零六年六月一日起轉交給越運亨（香港）有限公司。

資料來源：越運亨（香港）有限公司

Note : The Shing Mun Tunnels were opened to traffic on 20 April 1990. Its management and operation were contracted out to Mack & Company Tunnel Management Limited on 18 January 1993 until 31 March 1996. Then its management, operation and maintenance were contracted out to China Tollways Ltd. on 1 April 1996 and were contracted out to Greater Lucky (H.K.) Co. Ltd. on 1 June 2006.

Sources : Greater Lucky (H.K.) Co. Ltd.

表 3.2(d) : 將軍澳隧道

Table 3.2(d) : Tseung Kwan O Tunnel

2012/05

| 年 / 月<br>Year / Month | 私家車、的士及電單車<br>Private Cars, Taxis<br>and Motor Cycles |                   |                       | 單層巴士、小巴及5.5公噸及以下的貨車<br>Single Deck Buses, Light Buses &<br>Goods Vehicles of 5.5 Tonnes & Less |                  |                       | 雙層巴士及5.5公噸以上的貨車<br>Double Deck Buses &<br>Goods Vehicles Above 5.5 Tonnes |                  |                       | 總行車架次<br>Total<br>Vehicles |                   |                       | 平均每日架次<br>Average<br>Daily Vehicles |                  |                       |
|-----------------------|---|-------------------|-----------------------|--|------------------|-----------------------|---|------------------|-----------------------|----------------------------|-------------------|-----------------------|-------------------------------------|------------------|-----------------------|
|                       | 東行<br>East-bound                                      | 西行<br>West-bound  | 雙程合計<br>Two-way Total | 東行<br>East-bound   | 西行<br>West-bound | 雙程合計<br>Two-way Total | 東行<br>East-bound  | 西行<br>West-bound | 雙程合計<br>Two-way Total | 東行<br>East-bound           | 西行<br>West-bound  | 雙程合計<br>Two-way Total | 東行<br>East-bound                    | 西行<br>West-bound | 雙程合計<br>Two-way Total |
| <b>2007</b>           | <b>8 857 308</b>                                      | <b>8 662 501</b>  | <b>17 519 809</b>     | <b>2 875 388</b>   | <b>2 824 028</b> | <b>5 699 416</b>      | <b>1 630 277</b>  | <b>1 604 663</b> | <b>3 234 940</b>      | <b>13 362 973</b>          | <b>13 091 192</b> | <b>26 454 165</b>     | <b>36 611</b>                       | <b>35 866</b>    | <b>72 477</b>         |
| <b>2008</b>           | <b>8 869 611</b>                                      | <b>8 747 076</b>  | <b>17 616 687</b>     | <b>2 805 393</b>   | <b>2 763 894</b> | <b>5 569 287</b>      | <b>1 592 346</b>  | <b>1 562 645</b> | <b>3 154 991</b>      | <b>13 267 350</b>          | <b>13 073 615</b> | <b>26 340 965</b>     | <b>36 250</b>                       | <b>35 720</b>    | <b>71 970</b>         |
| <b>2009</b>           | <b>9 092 072</b>                                      | <b>8 912 470</b>  | <b>18 004 542</b>     | <b>2 754 257</b>   | <b>2 709 470</b> | <b>5 463 727</b>      | <b>1 491 788</b>  | <b>1 479 971</b> | <b>2 971 759</b>      | <b>13 338 117</b>          | <b>13 101 911</b> | <b>26 440 028</b>     | <b>36 543</b>                       | <b>35 896</b>    | <b>72 438</b>         |
| <b>2010</b>           | <b>9 842 144</b>                                      | <b>9 496 015</b>  | <b>19 338 159</b>     | <b>2 952 807</b>   | <b>2 887 170</b> | <b>5 839 977</b>      | <b>1 510 736</b>  | <b>1 498 768</b> | <b>3 009 504</b>      | <b>14 305 687</b>          | <b>13 881 953</b> | <b>28 187 640</b>     | <b>39 194</b>                       | <b>38 033</b>    | <b>77 226</b>         |
| <b>2011</b>           | <b>10 404 426</b>                                     | <b>10 033 193</b> | <b>20 437 619</b>     | <b>2 913 297</b>   | <b>2 853 058</b> | <b>5 766 355</b>      | <b>1 578 212</b>  | <b>1 558 226</b> | <b>3 136 438</b>      | <b>14 895 935</b>          | <b>14 444 477</b> | <b>29 340 412</b>     | <b>40 811</b>                       | <b>39 574</b>    | <b>80 385</b>         |
| 2010 / 12             | 870 816   | 841 131           | 1 711 947             | 262 150  | 256 621          | 518 771               | 132 394   | 131 963          | 264 357               | 1 265 360                  | 1 229 715         | 2 495 075             | 40 818                              | 39 668           | 80 486                |
| 2011 / 01             | 875 859   | 841 984           | 1 717 843             | 263 646  | 258 772          | 522 418               | 132 295   | 130 711          | 263 006               | 1 271 800                  | 1 231 467         | 2 503 267             | 41 026                              | 39 725           | 80 751                |
| 02                    | 807 714   | 781 100           | 1 588 814             | 201 576  | 196 226          | 397 802               | 96 474  | 96 259           | 192 733               | 1 105 764                  | 1 073 585         | 2 179 349             | 39 492                              | 38 342           | 77 834                |
| 03                    | 846 614   | 820 886           | 1 667 500             | 258 639  | 253 562          | 512 201               | 135 387   | 134 072          | 269 459               | 1 240 640                  | 1 208 520         | 2 449 160             | 40 021                              | 38 985           | 79 005                |
| 04                    | 826 506   | 799 103           | 1 625 609             | 236 301  | 231 268          | 467 569               | 121 223   | 120 544          | 241 767               | 1 184 030                  | 1 150 915         | 2 334 945             | 39 468                              | 38 364           | 77 832                |
| 05                    | 872 472   | 841 346           | 1 713 818             | 254 711  | 246 510          | 501 221               | 129 792   | 128 959          | 258 751               | 1 256 975                  | 1 216 815         | 2 473 790             | 40 548                              | 39 252           | 79 800                |
| 06                    | 850 717   | 814 906           | 1 665 623             | 248 933  | 243 388          | 492 321               | 127 542   | 126 640          | 254 182               | 1 227 192                  | 1 184 934         | 2 412 126             | 40 906                              | 39 498           | 80 404                |
| 07                    | 866 664   | 837 331           | 1 703 995             | 244 307  | 237 900          | 482 207               | 136 986   | 135 299          | 272 285               | 1 247 957                  | 1 210 530         | 2 458 487             | 40 257                              | 39 049           | 79 306                |
| 08                    | 865 428   | 836 462           | 1 701 890             | 243 726  | 240 120          | 483 846               | 139 835   | 136 359          | 276 194               | 1 248 989                  | 1 212 941         | 2 461 930             | 40 290                              | 39 127           | 79 417                |
| 09                    | 863 757   | 832 731           | 1 696 488             | 236 537  | 230 250          | 466 787               | 128 945   | 124 776          | 253 721               | 1 229 239                  | 1 187 757         | 2 416 996             | 40 975                              | 39 592           | 80 567                |
| 10                    | 898 990   | 862 685           | 1 761 675             | 242 211  | 238 840          | 481 051               | 141 022   | 137 038          | 278 060               | 1 282 223                  | 1 238 563         | 2 520 786             | 41 362                              | 39 954           | 81 316                |
| 11                    | 889 262   | 858 909           | 1 748 171             | 240 112  | 238 976          | 479 088               | 141 964   | 145 624          | 287 588               | 1 271 338                  | 1 243 509         | 2 514 847             | 42 378                              | 41 450           | 83 828                |
| 12                    | 940 443   | 905 750           | 1 846 193             | 242 598  | 237 246          | 479 844               | 146 747   | 141 945          | 288 692               | 1 329 788                  | 1 284 941         | 2 614 729             | 42 896                              | 41 450           | 84 346                |
| 2012 / 01             | 961 485   | 926 415           | 1 887 900             | 213 860  | 209 616          | 423 476               | 119 874   | 117 089          | 236 963               | 1 295 219                  | 1 253 120         | 2 548 339             | 41 781                              | 40 423           | 82 204                |
| 02                    | 859 094   | 826 774           | 1 685 868             | 221 754  | 215 988          | 437 742               | 131 767   | 128 991          | 260 758               | 1 212 615                  | 1 171 753         | 2 384 368             | 41 814                              | 40 405           | 82 220                |
| 03                    | 921 516   | 886 691           | 1 808 207             | 251 343  | 242 946          | 494 289               | 147 941   | 144 057          | 291 998               | 1 320 800                  | 1 273 694         | 2 594 494             | 42 606                              | 41 087           | 83 693                |
| 04                    | 856 653   | 829 441           | 1 686 094             | 222 229  | 216 363          | 438 592               | 132 746   | 129 710          | 262 456               | 1 211 628                  | 1 175 514         | 2 387 142             | 40 388                              | 39 184           | 79 571                |
| 05                    | 923 724   | 884 507           | 1 808 231             | 248 550  | 243 220          | 491 770               | 148 038   | 144 584          | 292 622               | 1 320 312                  | 1 272 311         | 2 592 623             | 42 591                              | 41 042           | 83 633                |

註：將軍澳隧道於一九九零年十一月九日通車。由一九九三年一月十八日至一九九六年三月三十一日以合約方式將管理及營運的工作交給敏記隧道管理有限公司。由一九九六年四月一日起，則以合約方式將管理、營運及維修的工作交給中國道路管理有限公司，及於二零零六年六月一日起轉交給越運亨（香港）有限公司。

資料來源：越運亨（香港）有限公司

Note : The Tseung Kwan O Tunnel was opened to traffic on 9 November 1990. Its management and operation were contracted out to Mack & Company Tunnel Management Limited on 18 January 1993 until 31 March 1996. Then its management, operation and maintenance were contracted out to China Tollways Ltd. on 1 April 1996 and were contracted out to Greater Lucky (H.K.) Co. Ltd. on 1 June 2006.

Sources : Greater Lucky (H.K.) Co. Ltd.

表 3.2(e) : 大老山隧道

Table 3.2(e) : Tate's Cairn Tunnel

2012/05

| 年 / 月<br>Year/Month | 私家車及的士<br>Private Cars and Taxis |                   |                       | 電單車<br>Motor Cycles |                   |                       | 私家/公共小巴<br>Private/Public Light Buses |                   |                       | 私家/公共巴士<br>Private/Public Buses |                   |                       |                   |                   |                       |
|---------------------|----------------------------------|-------------------|-----------------------|---------------------|-------------------|-----------------------|---------------------------------------|-------------------|-----------------------|---------------------------------|-------------------|-----------------------|-------------------|-------------------|-----------------------|
|                     | 南行<br>South-bound                | 北行<br>North-bound | 雙程合計<br>Two-way Total | 南行<br>South-bound   | 北行<br>North-bound | 雙程合計<br>Two-way Total | 南行<br>South-bound                     | 北行<br>North-bound | 雙程合計<br>Two-way Total | 單層<br>Single Deck               |                   |                       | 雙層<br>Double Deck |                   |                       |
|                     |                                  |                   |                       |                     |                   |                       |                                       |                   |                       | 南行<br>South-bound               | 北行<br>North-bound | 雙程合計<br>Two-way Total | 南行<br>South-bound | 北行<br>North-bound | 雙程合計<br>Two-way Total |
| 2007                | 6 881 850                        | 7 403 481         | 14 285 331            | 261 883             | 274 466           | 536 349               | 41 591                                | 75 574            | 117 165               | 192 063                         | 182 546           | 374 609               | 681 257           | 659 141           | 1 340 398             |
| 2008                | 6 606 210                        | 7 150 942         | 13 757 152            | 253 047             | 263 672           | 516 719               | 39 966                                | 72 305            | 112 271               | 187 838                         | 181 090           | 368 928               | 673 819           | 653 188           | 1 327 007             |
| 2009                | 6 288 230                        | 6 753 879         | 13 042 109            | 223 530             | 232 162           | 455 692               | 34 472                                | 68 447            | 102 919               | 178 127                         | 170 445           | 348 572               | 667 698           | 648 686           | 1 316 384             |
| 2010                | 6 576 032                        | 7 095 348         | 13 671 380            | 216 791             | 225 672           | 442 463               | 31 372                                | 66 473            | 97 845                | 177 244                         | 171 306           | 348 550               | 664 106           | 640 786           | 1 304 892             |
| 2011                | 6 672 423                        | 7 197 940         | 13 870 363            | 200 924             | 208 909           | 409 833               | 30 370                                | 65 206            | 95 576                | 176 016                         | 168 569           | 344 585               | 674 757           | 653 370           | 1 328 127             |
| 2010 / 12           | 582 933                          | 629 301           | 1 212 234             | 18 492              | 19 151            | 37 643                | 2 585                                 | 5 860             | 8 445                 | 15 516                          | 14 963            | 30 479                | 57 514            | 55 686            | 113 200               |
| 2011 / 01           | 571 085                          | 616 230           | 1 187 315             | 15 816              | 16 664            | 32 480                | 2 558                                 | 5 604             | 8 162                 | 15 000                          | 14 546            | 29 546                | 57 715            | 55 802            | 113 517               |
| 02                  | 519 997                          | 562 048           | 1 082 045             | 13 322              | 13 817            | 27 139                | 2 166                                 | 4 702             | 6 868                 | 12 728                          | 12 267            | 24 995                | 51 184            | 49 685            | 100 869               |
| 03                  | 561 633                          | 603 063           | 1 164 696             | 16 948              | 17 846            | 34 794                | 2 692                                 | 5 410             | 8 102                 | 15 846                          | 15 374            | 31 220                | 58 157            | 56 277            | 114 434               |
| 04                  | 533 804                          | 574 748           | 1 108 552             | 16 610              | 17 227            | 33 837                | 2 344                                 | 5 251             | 7 595                 | 13 745                          | 13 321            | 27 066                | 54 641            | 53 056            | 107 697               |
| 05                  | 555 911                          | 598 076           | 1 153 987             | 16 838              | 17 511            | 34 349                | 2 524                                 | 5 414             | 7 938                 | 14 750                          | 14 295            | 29 045                | 57 234            | 55 519            | 112 753               |
| 06                  | 542 384                          | 585 335           | 1 127 719             | 15 792              | 16 449            | 32 241                | 2 497                                 | 5 377             | 7 874                 | 14 356                          | 13 815            | 28 171                | 55 717            | 53 938            | 109 655               |
| 07                  | 544 758                          | 590 201           | 1 134 959             | 16 458              | 17 097            | 33 555                | 2 488                                 | 5 438             | 7 926                 | 14 020                          | 13 293            | 27 313                | 57 695            | 55 894            | 113 589               |
| 08                  | 552 229                          | 596 457           | 1 148 686             | 18 230              | 19 003            | 37 233                | 2 567                                 | 5 387             | 7 954                 | 14 129                          | 13 418            | 27 547                | 58 364            | 56 378            | 114 742               |
| 09                  | 553 594                          | 598 141           | 1 151 735             | 17 138              | 17 792            | 34 930                | 2 612                                 | 5 324             | 7 936                 | 14 070                          | 13 151            | 27 221                | 54 165            | 52 533            | 106 698               |
| 10                  | 566 784                          | 611 246           | 1 178 030             | 17 708              | 18 196            | 35 904                | 2 727                                 | 5 680             | 8 407                 | 15 188                          | 14 519            | 29 707                | 57 005            | 55 207            | 112 212               |
| 11                  | 571 581                          | 614 655           | 1 186 236             | 18 231              | 18 902            | 37 133                | 2 692                                 | 5 593             | 8 285                 | 16 549                          | 15 661            | 32 210                | 55 769            | 53 859            | 109 628               |
| 12                  | 598 663                          | 647 740           | 1 246 403             | 17 833              | 18 405            | 36 238                | 2 503                                 | 6 026             | 8 529                 | 15 635                          | 14 909            | 30 544                | 57 111            | 55 222            | 112 333               |
| 2012 / 01           | 609 004                          | 661 317           | 1 270 321             | 14 738              | 15 326            | 30 064                | 2 356                                 | 5 571             | 7 927                 | 13 672                          | 12 942            | 26 614                | 55 968            | 54 482            | 110 450               |
| 02                  | 550 402                          | 589 652           | 1 140 054             | 15 580              | 16 277            | 31 857                | 2 490                                 | 5 315             | 7 805                 | 14 833                          | 14 028            | 28 861                | 54 512            | 52 483            | 106 995               |
| 03                  | 631 410                          | 669 495           | 1 300 905             | 18 362              | 18 943            | 37 305                | 3 168                                 | 5 921             | 9 089                 | 18 113                          | 16 509            | 34 622                | 58 669            | 56 408            | 115 077               |
| 04                  | 545 230                          | 587 463           | 1 132 693             | 15 466              | 15 600            | 31 066                | 2 437                                 | 4 990             | 7 427                 | 13 872                          | 13 327            | 27 199                | 54 242            | 52 463            | 106 705               |
| 05                  | 594 862                          | 635 114           | 1 229 976             | 17 812              | 18 368            | 36 180                | 2 815                                 | 5 378             | 8 193                 | 15 788                          | 14 899            | 30 687                | 58 452            | 56 210            | 114 662               |

註：大老山隧道於一九九一年六月二十六日通車。

Note : The Tate's Cairn Tunnel was opened to traffic on 26 June 1991.

表 3.2(e) (續)  
Table 3.2(e) (cont'd)

2012/05

| 年 / 月<br>Year/Month | 貨車<br>Goods Vehicles     |                   |                       |                             |                   |                       |                      |                   |                       | 總行車架次<br>Total<br>Vehicles |                   |                       | 平均每日架次<br>Average<br>Daily Vehicles |                   |                       |
|---------------------|--------------------------|-------------------|-----------------------|-----------------------------|-------------------|-----------------------|----------------------|-------------------|-----------------------|----------------------------|-------------------|-----------------------|-------------------------------------|-------------------|-----------------------|
|                     | ≤ 5.5 公噸<br>≤ 5.5 Tonnes |                   |                       | >5.5-24公噸<br>>5.5-24 Tonnes |                   |                       | >24 公噸<br>>24 Tonnes |                   |                       | 南行<br>South-bound          | 北行<br>North-bound | 雙程合計<br>Two-way Total | 南行<br>South-bound                   | 北行<br>North-bound | 雙程合計<br>Two-way Total |
|                     | 南行<br>South-bound        | 北行<br>North-bound | 雙程合計<br>Two-way Total | 南行<br>South-bound           | 北行<br>North-bound | 雙程合計<br>Two-way Total | 南行<br>South-bound    | 北行<br>North-bound | 雙程合計<br>Two-way Total |                            |                   |                       |                                     |                   |                       |
| 2007                | 1 341 216                | 1 460 836         | 2 802 052             | 526 297                     | 537 238           | 1 063 535             | 36 787               | 37 521            | 74 308                | 9 962 944                  | 10 630 803        | 20 593 747            | 27 296                              | 29 125            | 56 421                |
| 2008                | 1 274 494                | 1 392 997         | 2 667 491             | 506 660                     | 510 383           | 1 017 043             | 53 753               | 53 218            | 106 971               | 9 595 787                  | 10 277 795        | 19 873 582            | 26 218                              | 28 081            | 54 299                |
| 2009                | 1 080 046                | 1 162 945         | 2 242 991             | 436 890                     | 440 527           | 877 417               | 43 610               | 39 759            | 83 369                | 8 952 603                  | 9 516 850         | 18 469 453            | 24 528                              | 26 074            | 50 601                |
| 2010                | 1 105 261                | 1 197 659         | 2 302 920             | 483 326                     | 478 326           | 961 652               | 46 299               | 41 570            | 87 869                | 9 300 431                  | 9 917 140         | 19 217 571            | 25 481                              | 27 170            | 52 651                |
| 2011                | 1 077 350                | 1 180 854         | 2 258 204             | 489 174                     | 483 966           | 973 140               | 58 249               | 56 493            | 114 742               | 9 379 263                  | 10 015 307        | 19 394 570            | 25 697                              | 27 439            | 53 136                |
| 2010 / 12           | 97 912                   | 107 331           | 205 243               | 43 140                      | 42 763            | 85 903                | 4 229                | 3 996             | 8 225                 | 822 321                    | 879 051           | 1 701 372             | 26 526                              | 28 356            | 54 883                |
| 2011 / 01           | 93 899                   | 102 231           | 196 130               | 42 121                      | 41 418            | 83 539                | 4 907                | 4 570             | 9 477                 | 803 101                    | 857 065           | 1 660 166             | 25 906                              | 27 647            | 53 554                |
| 02                  | 65 713                   | 71 527            | 137 240               | 29 262                      | 28 641            | 57 903                | 2 885                | 2 505             | 5 390                 | 697 257                    | 745 192           | 1 442 449             | 24 902                              | 26 614            | 51 516                |
| 03                  | 92 555                   | 100 671           | 193 226               | 43 785                      | 42 996            | 86 781                | 4 161                | 3 914             | 8 075                 | 795 777                    | 845 551           | 1 641 328             | 25 670                              | 27 276            | 52 946                |
| 04                  | 85 305                   | 93 008            | 178 313               | 39 250                      | 38 774            | 78 024                | 3 600                | 3 133             | 6 733                 | 749 299                    | 798 518           | 1 547 817             | 24 977                              | 26 617            | 51 594                |
| 05                  | 90 057                   | 98 212            | 188 269               | 40 954                      | 40 306            | 81 260                | 3 649                | 3 218             | 6 867                 | 781 917                    | 832 551           | 1 614 468             | 25 223                              | 26 856            | 52 080                |
| 06                  | 90 138                   | 99 312            | 189 450               | 41 396                      | 41 446            | 82 842                | 3 621                | 3 181             | 6 802                 | 765 901                    | 818 853           | 1 584 754             | 25 530                              | 27 295            | 52 825                |
| 07                  | 91 783                   | 101 193           | 192 976               | 41 932                      | 42 065            | 83 997                | 5 102                | 4 901             | 10 003                | 774 236                    | 830 082           | 1 604 318             | 24 975                              | 26 777            | 51 752                |
| 08                  | 95 291                   | 104 820           | 200 111               | 43 588                      | 43 414            | 87 002                | 5 859                | 6 022             | 11 881                | 790 257                    | 844 899           | 1 635 156             | 25 492                              | 27 255            | 52 747                |
| 09                  | 89 797                   | 99 620            | 189 417               | 41 230                      | 40 594            | 81 824                | 5 819                | 6 144             | 11 963                | 778 425                    | 833 299           | 1 611 724             | 25 948                              | 27 777            | 53 724                |
| 10                  | 89 896                   | 99 121            | 189 017               | 40 638                      | 40 347            | 80 985                | 5 034                | 5 569             | 10 603                | 794 980                    | 849 885           | 1 644 865             | 25 645                              | 27 416            | 53 060                |
| 11                  | 96 058                   | 104 395           | 200 453               | 42 532                      | 41 719            | 84 251                | 6 253                | 6 383             | 12 636                | 809 665                    | 861 167           | 1 670 832             | 26 989                              | 28 706            | 55 694                |
| 12                  | 96 858                   | 106 744           | 203 602               | 42 486                      | 42 246            | 84 732                | 7 359                | 6 953             | 14 312                | 838 448                    | 898 245           | 1 736 693             | 27 047                              | 28 976            | 56 022                |
| 2012 / 01           | 80 812                   | 88 939            | 169 751               | 34 357                      | 34 032            | 68 389                | 6 108                | 5 981             | 12 089                | 817 015                    | 878 590           | 1 695 605             | 26 355                              | 28 342            | 54 697                |
| 02                  | 85 226                   | 93 105            | 178 331               | 37 619                      | 37 355            | 74 974                | 6 908                | 6 680             | 13 588                | 767 570                    | 814 895           | 1 582 465             | 26 468                              | 28 100            | 54 568                |
| 03                  | 106 972                  | 113 641           | 220 613               | 46 663                      | 45 686            | 92 349                | 8 709                | 8 473             | 17 182                | 892 066                    | 935 076           | 1 827 142             | 28 776                              | 30 164            | 58 940                |
| 04                  | 85 210                   | 94 055            | 179 265               | 38 132                      | 37 842            | 75 974                | 6 983                | 6 786             | 13 769                | 761 572                    | 812 526           | 1 574 098             | 25 386                              | 27 084            | 52 470                |
| 05                  | 99 342                   | 107 868           | 207 210               | 43 685                      | 43 601            | 87 286                | 8 335                | 8 158             | 16 493                | 841 091                    | 889 596           | 1 730 687             | 27 132                              | 28 697            | 55 829                |

資料來源：大老山隧道有限公司

Source : Tate's Cairn Tunnel Co. Ltd.

表 3.2(f) : 啟德隧道<sup>(1) (2)(3)</sup>  
 Table 3.2(f) : Kai Tak Tunnel<sup>(1) (2)(3)</sup>

2012/05

| 年 / 月<br>Year/Month | 總行車架次<br>Total<br>Vehicles |                   |                       | 平均每日架次<br>Average<br>Daily Vehicles |                  |                       |
|---------------------|----------------------------|-------------------|-----------------------|-------------------------------------|------------------|-----------------------|
|                     | 東行<br>East-bound           | 西行<br>West-bound  | 雙程合計<br>Two-way Total | 東行<br>East-bound                    | 西行<br>West-bound | 雙程合計<br>Two-way Total |
| <b>2007</b>         | <b>10 339 449</b>          | <b>10 997 457</b> | <b>21 336 906</b>     | <b>28 327</b>                       | <b>30 130</b>    | <b>58 457</b>         |
| <b>2008</b>         | <b>9 980 380</b>           | <b>10 880 156</b> | <b>20 860 536</b>     | <b>27 269</b>                       | <b>29 727</b>    | <b>56 996</b>         |
| <b>2009</b>         | <b>9 855 556</b>           | <b>11 113 298</b> | <b>20 968 854</b>     | <b>27 002</b>                       | <b>30 447</b>    | <b>57 449</b>         |
| <b>2010</b>         | <b>9 845 493</b>           | <b>11 070 105</b> | <b>20 915 598</b>     | <b>26 974</b>                       | <b>30 329</b>    | <b>57 303</b>         |
| <b>2011</b>         | <b>9 826 678</b>           | <b>11 004 385</b> | <b>20 831 063</b>     | <b>26 922</b>                       | <b>30 149</b>    | <b>57 071</b>         |
| 2010 / 12           | 836 179                    | 943 956           | 1 780 135             | 26 974                              | 30 450           | 57 424                |
| 2011 / 01           | 834 007                    | 938 475           | 1 772 482             | 26 903                              | 30 273           | 57 177                |
| 02                  | 708 955                    | 790 605           | 1 499 560             | 25 320                              | 28 236           | 53 556                |
| 03                  | 851 885                    | 959 059           | 1 810 944             | 27 480                              | 30 937           | 58 418                |
| 04                  | 792 237                    | 881 763           | 1 674 000             | 26 408                              | 29 392           | 55 800                |
| 05                  | 832 925                    | 932 261           | 1 765 186             | 26 869                              | 30 073           | 56 941                |
| 06                  | 813 238                    | 915 547           | 1 728 785             | 27 108                              | 30 518           | 57 626                |
| 07                  | 842 926                    | 941 419           | 1 784 345             | 27 191                              | 30 368           | 57 560                |
| 08                  | 854 145                    | 959 442           | 1 813 587             | 27 553                              | 30 950           | 58 503                |
| 09                  | 806 659                    | 902 627           | 1 709 286             | 26 889                              | 30 088           | 56 976                |
| 10                  | 829 791                    | 926 932           | 1 756 723             | 26 767                              | 29 901           | 56 668                |
| 11                  | 828 909                    | 925 294           | 1 754 203             | 27 630                              | 30 843           | 58 473                |
| 12                  | 831 001                    | 930 961           | 1 761 962             | 26 806                              | 30 031           | 56 837                |
| 2012 / 01           | 775 507                    | 864 743           | 1 640 250             | 25 016                              | 27 895           | 52 911                |
| 02                  | 797 358                    | 871 288           | 1 668 646             | 27 495                              | 30 044           | 57 540                |
| 03                  | 852 589                    | 961 682           | 1 814 271             | 27 503                              | 31 022           | 58 525                |
| 04                  | 704 407                    | 787 054           | 1 491 461             | 23 480                              | 26 235           | 49 715                |
| 05                  | 789 378                    | 880 337           | 1 669 715             | 25 464                              | 28 398           | 53 862                |

註： (1) 機場隧道於一九八二年六月二十九日通車。由一九九三年一月十七日起以合約方式將管理及經營的工作交給信佳集團管理有限公司。  
 (2) 機場隧道於二零零六年五月四日改名為啟德隧道。  
 (3) 不包括斜路 'H'。

Notes : (1) The Airport Tunnel was opened to traffic on 29 June 1982. Its management and operation were contracted out to Serco Group (HK) Ltd. on 17 January 1993.  
 (2) The Airport Tunnel was renamed as Kai Tak Tunnel on 4 May 2006.  
 (3) Excluding Slip Road 'H'.

資料來源： 信佳集團管理有限公司

Source : Serco Group (HK) Ltd.

表 3.2(g) : 大欖隧道

Table 3.2(g) : Tai Lam Tunnel

2012/05

| 年 / 月<br>Year/Month | 私家車及的士<br>Private Cars and Taxis |                   |                       | 電單車<br>Motor Cycles |                   |                       | 私家/公共小巴<br>Private/Public Light Buses |                   |                       | 私家/公共巴士<br>Private/Public Buses |                   |                       |                   |                   |                       |
|---------------------|----------------------------------|-------------------|-----------------------|---------------------|-------------------|-----------------------|---------------------------------------|-------------------|-----------------------|---------------------------------|-------------------|-----------------------|-------------------|-------------------|-----------------------|
|                     | 南行<br>South-bound                | 北行<br>North-bound | 雙程合計<br>Two-way Total | 南行<br>South-bound   | 北行<br>North-bound | 雙程合計<br>Two-way Total | 南行<br>South-bound                     | 北行<br>North-bound | 雙程合計<br>Two-way Total | 單層<br>Single Deck               |                   |                       | 雙層<br>Double Deck |                   |                       |
|                     |                                  |                   |                       |                     |                   |                       |                                       |                   |                       | 南行<br>South-bound               | 北行<br>North-bound | 雙程合計<br>Two-way Total | 南行<br>South-bound | 北行<br>North-bound | 雙程合計<br>Two-way Total |
| 2007                | 4 922 473                        | 4 926 898         | 9 849 371             | 58 997              | 58 289            | 117 286               | 9 467                                 | 9 702             | 19 169                | 354 385                         | 348 552           | 702 937               | 731 965           | 725 921           | 1 457 886             |
| 2008                | 4 771 032                        | 4 776 958         | 9 547 990             | 57 243              | 56 779            | 114 022               | 7 792                                 | 8 176             | 15 968                | 292 947                         | 290 993           | 583 940               | 722 815           | 718 019           | 1 440 834             |
| 2009                | 4 580 889                        | 4 609 545         | 9 190 434             | 53 581              | 53 475            | 107 056               | 7 783                                 | 7 606             | 15 389                | 280 997                         | 280 905           | 561 902               | 706 104           | 702 091           | 1 408 195             |
| 2010                | 5 048 871                        | 5 124 446         | 10 173 317            | 56 344              | 54 577            | 110 921               | 7 410                                 | 6 937             | 14 347                | 293 552                         | 295 364           | 588 916               | 674 264           | 669 206           | 1 343 470             |
| 2011                | 5 374 545                        | 5 391 043         | 10 765 588            | 62 516              | 59 007            | 121 523               | 6 444                                 | 5 775             | 12 219                | 288 162                         | 292 274           | 580 436               | 667 145           | 663 346           | 1 330 491             |
| 2010 / 12           | 464 257                          | 471 222           | 935 479               | 5 062               | 4 806             | 9 868                 | 623                                   | 586               | 1 209                 | 25 273                          | 25 506            | 50 779                | 57 128            | 56 505            | 113 633               |
| 2011 / 01           | 453 769                          | 457 134           | 910 903               | 4 636               | 4 321             | 8 957                 | 610                                   | 528               | 1 138                 | 24 642                          | 24 930            | 49 572                | 57 299            | 56 747            | 114 046               |
| 02                  | 396 965                          | 401 614           | 798 579               | 4 198               | 3 917             | 8 115                 | 444                                   | 406               | 850                   | 21 390                          | 21 620            | 43 010                | 51 616            | 51 093            | 102 709               |
| 03                  | 440 095                          | 442 175           | 882 270               | 4 960               | 4 707             | 9 667                 | 610                                   | 514               | 1 124                 | 24 798                          | 24 559            | 49 357                | 57 317            | 56 954            | 114 271               |
| 04                  | 431 474                          | 432 982           | 864 456               | 5 021               | 4 666             | 9 687                 | 483                                   | 456               | 939                   | 24 114                          | 24 507            | 48 621                | 54 280            | 53 789            | 108 069               |
| 05                  | 438 000                          | 441 408           | 879 408               | 5 136               | 4 849             | 9 985                 | 534                                   | 492               | 1 026                 | 24 121                          | 24 524            | 48 645                | 56 048            | 55 786            | 111 834               |
| 06                  | 431 785                          | 431 626           | 863 411               | 4 755               | 4 475             | 9 230                 | 555                                   | 480               | 1 035                 | 23 605                          | 23 531            | 47 136                | 54 446            | 54 202            | 108 648               |
| 07                  | 449 770                          | 452 089           | 901 859               | 5 213               | 4 819             | 10 032                | 430                                   | 452               | 882                   | 24 411                          | 25 196            | 49 607                | 56 554            | 56 313            | 112 867               |
| 08                  | 452 632                          | 454 259           | 906 891               | 5 721               | 5 424             | 11 145                | 443                                   | 409               | 852                   | 25 054                          | 25 670            | 50 724                | 56 984            | 56 742            | 113 726               |
| 09                  | 447 148                          | 446 133           | 893 281               | 5 489               | 5 298             | 10 787                | 566                                   | 512               | 1 078                 | 22 863                          | 23 080            | 45 943                | 53 410            | 53 295            | 106 705               |
| 10                  | 468 728                          | 471 337           | 940 065               | 5 606               | 5 390             | 10 996                | 533                                   | 453               | 986                   | 24 382                          | 25 008            | 49 390                | 56 765            | 56 641            | 113 406               |
| 11                  | 463 346                          | 463 216           | 926 562               | 5 919               | 5 731             | 11 650                | 694                                   | 580               | 1 274                 | 23 905                          | 24 529            | 48 434                | 55 572            | 55 318            | 110 890               |
| 12                  | 500 833                          | 497 070           | 997 903               | 5 862               | 5 410             | 11 272                | 542                                   | 493               | 1 035                 | 24 877                          | 25 120            | 49 997                | 56 854            | 56 466            | 113 320               |
| 2012 / 01           | 495 163                          | 494 575           | 989 738               | 4 996               | 4 826             | 9 822                 | 523                                   | 497               | 1 020                 | 23 607                          | 23 457            | 47 064                | 55 991            | 55 508            | 111 499               |
| 02                  | 443 125                          | 439 855           | 882 980               | 5 023               | 4 797             | 9 820                 | 561                                   | 525               | 1 086                 | 22 307                          | 22 057            | 44 364                | 53 727            | 53 449            | 107 176               |
| 03                  | 485 110                          | 480 094           | 965 204               | 5 949               | 5 586             | 11 535                | 718                                   | 640               | 1 358                 | 23 832                          | 23 732            | 47 564                | 58 233            | 57 968            | 116 201               |
| 04                  | 463 600                          | 460 327           | 923 927               | 5 069               | 4 816             | 9 885                 | 512                                   | 468               | 980                   | 22 698                          | 22 813            | 45 511                | 55 366            | 55 102            | 110 468               |
| 05                  | 483 556                          | 482 666           | 966 222               | 5 906               | 5 667             | 11 573                | 717                                   | 617               | 1 334                 | 21 893                          | 22 126            | 44 019                | 58 528            | 58 350            | 116 878               |

註：大欖隧道於一九九八年五月二十五日通車。

Note : The Tai Lam Tunnel was opened to traffic on 25 May 1998.

表 3.2(g) (續)  
Table 3.2(g) (cont'd)

2012/05

| 年 / 月<br>Year/Month | 貨車<br>Goods Vehicles     |                   |                       |                              |                   |                       |                      |                   |                       | 總行車架次<br>Total Vehicles |                   |                       | 平均每日架次<br>Average Daily Vehicles |                   |                       |
|---------------------|--------------------------|-------------------|-----------------------|------------------------------|-------------------|-----------------------|----------------------|-------------------|-----------------------|-------------------------|-------------------|-----------------------|----------------------------------|-------------------|-----------------------|
|                     | ≤ 5.5 公噸<br>≤ 5.5 Tonnes |                   |                       | >5.5-24 公噸<br>>5.5-24 Tonnes |                   |                       | >24 公噸<br>>24 Tonnes |                   |                       | 南行<br>South-bound       | 北行<br>North-bound | 雙程合計<br>Two-way Total | 南行<br>South-bound                | 北行<br>North-bound | 雙程合計<br>Two-way Total |
|                     | 南行<br>South-bound        | 北行<br>North-bound | 雙程合計<br>Two-way Total | 南行<br>South-bound            | 北行<br>North-bound | 雙程合計<br>Two-way Total | 南行<br>South-bound    | 北行<br>North-bound | 雙程合計<br>Two-way Total |                         |                   |                       |                                  |                   |                       |
| <b>2007</b>         | <b>1 223 680</b>         | <b>1 159 166</b>  | <b>2 382 846</b>      | <b>775 579</b>               | <b>666 100</b>    | <b>1 441 679</b>      | <b>1 002 198</b>     | <b>932 908</b>    | <b>1 935 106</b>      | <b>9 078 744</b>        | <b>8 827 536</b>  | <b>17 906 280</b>     | <b>24 873</b>                    | <b>24 185</b>     | <b>49 058</b>         |
| <b>2008</b>         | <b>1 202 672</b>         | <b>1 142 920</b>  | <b>2 345 592</b>      | <b>782 442</b>               | <b>669 997</b>    | <b>1 452 439</b>      | <b>998 418</b>       | <b>932 410</b>    | <b>1 930 828</b>      | <b>8 835 361</b>        | <b>8 596 252</b>  | <b>17 431 613</b>     | <b>24 140</b>                    | <b>23 487</b>     | <b>47 627</b>         |
| <b>2009</b>         | <b>1 095 478</b>         | <b>1 043 299</b>  | <b>2 138 777</b>      | <b>685 381</b>               | <b>573 280</b>    | <b>1 258 661</b>      | <b>789 557</b>       | <b>743 019</b>    | <b>1 532 576</b>      | <b>8 199 770</b>        | <b>8 013 220</b>  | <b>16 212 990</b>     | <b>22 465</b>                    | <b>21 954</b>     | <b>44 419</b>         |
| <b>2010</b>         | <b>1 205 439</b>         | <b>1 156 617</b>  | <b>2 362 056</b>      | <b>850 076</b>               | <b>713 684</b>    | <b>1 563 760</b>      | <b>955 502</b>       | <b>895 608</b>    | <b>1 851 110</b>      | <b>9 091 458</b>        | <b>8 916 439</b>  | <b>18 007 897</b>     | <b>24 908</b>                    | <b>24 429</b>     | <b>49 337</b>         |
| <b>2011</b>         | <b>1 273 337</b>         | <b>1 213 877</b>  | <b>2 487 214</b>      | <b>956 193</b>               | <b>817 081</b>    | <b>1 773 274</b>      | <b>1 052 599</b>     | <b>993 422</b>    | <b>2 046 021</b>      | <b>9 680 941</b>        | <b>9 435 825</b>  | <b>19 116 766</b>     | <b>26 523</b>                    | <b>25 852</b>     | <b>52 375</b>         |
| 2010 / 12           | 110 080                  | 106 419           | 216 499               | 79 274                       | 66 206            | 145 480               | 89 598               | 84 642            | 174 240               | 831 295                 | 815 892           | 1 647 187             | 26 816                           | 26 319            | 53 135                |
| 2011 / 01           | 108 059                  | 103 506           | 211 565               | 77 654                       | 65 758            | 143 412               | 87 066               | 81 320            | 168 386               | 813 735                 | 794 244           | 1 607 979             | 26 250                           | 25 621            | 51 870                |
| 02                  | 75 434                   | 72 016            | 147 450               | 48 745                       | 42 484            | 91 229                | 49 851               | 49 584            | 99 435                | 648 643                 | 642 734           | 1 291 377             | 23 166                           | 22 955            | 46 121                |
| 03                  | 107 341                  | 101 798           | 209 139               | 81 256                       | 68 721            | 149 977               | 90 717               | 87 606            | 178 323               | 807 094                 | 787 034           | 1 594 128             | 26 035                           | 25 388            | 51 423                |
| 04                  | 100 613                  | 95 734            | 196 347               | 77 332                       | 65 771            | 143 103               | 85 872               | 83 012            | 168 884               | 779 189                 | 760 917           | 1 540 106             | 25 973                           | 25 364            | 51 337                |
| 05                  | 104 792                  | 100 699           | 205 491               | 78 633                       | 67 387            | 146 020               | 86 255               | 84 064            | 170 319               | 793 519                 | 779 209           | 1 572 728             | 25 597                           | 25 136            | 50 733                |
| 06                  | 106 537                  | 100 719           | 207 256               | 81 299                       | 68 590            | 149 889               | 89 563               | 81 530            | 171 093               | 792 545                 | 765 153           | 1 557 698             | 26 418                           | 25 505            | 51 923                |
| 07                  | 108 735                  | 104 527           | 213 262               | 83 488                       | 71 611            | 155 099               | 93 256               | 86 034            | 179 290               | 821 857                 | 801 041           | 1 622 898             | 26 512                           | 25 840            | 52 352                |
| 08                  | 114 025                  | 108 505           | 222 530               | 87 186                       | 74 401            | 161 587               | 96 793               | 90 886            | 187 679               | 838 838                 | 816 296           | 1 655 134             | 27 059                           | 26 332            | 53 391                |
| 09                  | 108 825                  | 103 737           | 212 562               | 83 139                       | 71 935            | 155 074               | 92 952               | 86 835            | 179 787               | 814 392                 | 790 825           | 1 605 217             | 27 146                           | 26 361            | 53 507                |
| 10                  | 109 233                  | 104 323           | 213 556               | 81 862                       | 71 289            | 153 151               | 90 681               | 85 402            | 176 083               | 837 790                 | 819 843           | 1 657 633             | 27 025                           | 26 447            | 53 472                |
| 11                  | 113 373                  | 107 463           | 220 836               | 86 486                       | 73 488            | 159 974               | 93 321               | 87 469            | 180 790               | 842 616                 | 817 794           | 1 660 410             | 28 087                           | 27 260            | 55 347                |
| 12                  | 116 370                  | 110 850           | 227 220               | 89 113                       | 75 646            | 164 759               | 96 272               | 89 680            | 185 952               | 890 723                 | 860 735           | 1 751 458             | 28 733                           | 27 766            | 56 499                |
| 2012 / 01           | 98 759                   | 93 745            | 192 504               | 69 393                       | 59 936            | 129 329               | 71 788               | 68 383            | 140 171               | 820 220                 | 800 927           | 1 621 147             | 26 459                           | 25 836            | 52 295                |
| 02                  | 103 375                  | 97 332            | 200 707               | 76 747                       | 65 617            | 142 364               | 81 956               | 78 505            | 160 461               | 786 821                 | 762 137           | 1 548 958             | 27 132                           | 26 281            | 53 412                |
| 03                  | 116 720                  | 110 087           | 226 807               | 92 334                       | 77 824            | 170 158               | 98 608               | 95 100            | 193 708               | 881 504                 | 851 031           | 1 732 535             | 28 436                           | 27 453            | 55 888                |
| 04                  | 105 639                  | 100 237           | 205 876               | 83 431                       | 71 663            | 155 094               | 88 823               | 87 656            | 176 479               | 825 138                 | 803 082           | 1 628 220             | 27 505                           | 26 769            | 54 274                |
| 05                  | 119 770                  | 114 108           | 233 878               | 92 117                       | 80 131            | 172 248               | 97 490               | 94 858            | 192 348               | 879 977                 | 858 523           | 1 738 500             | 28 386                           | 27 694            | 56 081                |

資料來源：三號幹線(郊野公園段)有限公司

Source : Route 3 (CPS) Co. Ltd.



表 3.2(h) : 愉景灣隧道及連接道路<sup>(1)</sup>  
Table 3.2(h) : Discovery Bay Tunnel Link<sup>(1)</sup>

2012/05

| 年 / 月<br>Year/Month | 東行<br>East-bound               |                                      |  |  |                             |                      |              | 西行<br>West-bound           | 雙程合計 <sup>(2)</sup><br>總行車架次<br>Two-way <sup>(2)</sup><br>Total | 平均每日架次<br>Average<br>Daily Vehicles |                  |                  |                       |
|---------------------|--------------------------------|--------------------------------------|--|--|-----------------------------|----------------------|--------------|----------------------------|---|-------------------------------------|------------------|------------------|-----------------------|
|                     | 政府車輛<br>Government<br>Vehicles | 私家<br>小型巴士<br>Private<br>Light Buses | 私家/公共<br>巴士<br>Private/Public<br>Buses | 貨車及特別用途車輛<br>Goods Vehicles & Special Purpose Vehicles |                             |                      | 其他<br>Others | 總行車架次<br>Total<br>Vehicles |   | 總行車架次<br>Total<br>Vehicles          | 東行<br>East-bound | 西行<br>West-bound | 雙程合計<br>Two-way Total |
|                     |                                |                                      |  | ≤5.5 公噸<br>≤5.5 Tonnes                                 | >5.5-24公噸<br>>5.5-24 Tonnes | >24 公噸<br>>24 Tonnes |              |                            |   |                                     |                  |                  |                       |
| <b>2007</b>         | <b>5 051</b>                   | <b>37</b>                            | <b>86 203</b>                          | <b>66 251</b>  | <b>18 084</b>               | <b>9 546</b>         | -            | <b>185 172</b>             | <b>185 172</b>  | <b>370 344</b>                      | <b>507</b>       | <b>507</b>       | <b>1 015</b>          |
| <b>2008</b>         | <b>5 153</b>                   | <b>282</b>                           | <b>86 513</b>                          | <b>73 213</b>  | <b>19 294</b>               | <b>8 968</b>         | -            | <b>193 423</b>             | <b>193 423</b>  | <b>386 846</b>                      | <b>528</b>       | <b>528</b>       | <b>1 057</b>          |
| <b>2009</b>         | <b>5 414</b>                   | <b>384</b>                           | <b>84 367</b>                          | <b>61 639</b>  | <b>16 808</b>               | <b>5 592</b>         | -            | <b>174 204</b>             | <b>174 204</b>  | <b>348 408</b>                      | <b>477</b>       | <b>477</b>       | <b>955</b>            |
| <b>2010</b>         | <b>5 669</b>                   | <b>434</b>                           | <b>95 192</b>                          | <b>73 401</b>  | <b>19 978</b>               | <b>7 756</b>         | -            | <b>202 430</b>             | <b>202 430</b>  | <b>404 860</b>                      | <b>555</b>       | <b>555</b>       | <b>1 109</b>          |
| <b>2011</b>         | <b>6 690</b>                   | <b>781</b>                           | <b>97 156</b>                          | <b>77 245</b>  | <b>20 363</b>               | <b>2 620</b>         | -            | <b>204 855</b>             | <b>204 855</b>  | <b>409 710</b>                      | <b>561</b>       | <b>561</b>       | <b>1 122</b>          |
| 2010 / 12           | 583                            | 31                                   | 8 031                                  | 6 414  | 1 674                       | 343                  | -            | 17 076                     | 17 076  | 34 152                              | 551              | 551              | 1 102                 |
| 2011 / 01           | 607                            | 45                                   | 8 256                                  | 6 382  | 1 578                       | 222                  | -            | 17 090                     | 17 090  | 34 180                              | 551              | 551              | 1 103                 |
| 02                  | 480                            | 49                                   | 7 277                                  | 4 257  | 1 127                       | 208                  | -            | 13 398                     | 13 398  | 26 796                              | 479              | 479              | 957                   |
| 03                  | 585                            | 66                                   | 8 493                                  | 6 487  | 1 801                       | 304                  | -            | 17 736                     | 17 736  | 35 472                              | 572              | 572              | 1 144                 |
| 04                  | 536                            | 27                                   | 7 854                                  | 6 254  | 1 975                       | 246                  | -            | 16 892                     | 16 892  | 33 784                              | 563              | 563              | 1 126                 |
| 05                  | 517                            | 66                                   | 8 309                                  | 6 602  | 1 894                       | 295                  | -            | 17 683                     | 17 683  | 35 366                              | 570              | 570              | 1 141                 |
| 06                  | 556                            | 60                                   | 8 117                                  | 6 966  | 1 828                       | 259                  | -            | 17 786                     | 17 786  | 35 572                              | 593              | 593              | 1 186                 |
| 07                  | 527                            | 2                                    | 7 738                                  | 6 859  | 1 828                       | 207                  | -            | 17 161                     | 17 161  | 34 322                              | 554              | 554              | 1 107                 |
| 08                  | 539                            | 77                                   | 7 953                                  | 7 279  | 1 902                       | 231                  | -            | 17 981                     | 17 981  | 35 962                              | 580              | 580              | 1 160                 |
| 09                  | 511                            | 104                                  | 8 186                                  | 6 470  | 1 658                       | 116                  | -            | 17 045                     | 17 045  | 34 090                              | 568              | 568              | 1 136                 |
| 10                  | 553                            | 85                                   | 8 342                                  | 6 344  | 1 617                       | 140                  | -            | 17 081                     | 17 081  | 34 162                              | 551              | 551              | 1 102                 |
| 11                  | 577                            | 123                                  | 8 416                                  | 6 750  | 1 577                       | 186                  | -            | 17 629                     | 17 629  | 35 258                              | 588              | 588              | 1 175                 |
| 12                  | 702                            | 77                                   | 8 215                                  | 6 595  | 1 578                       | 206                  | -            | 17 373                     | 17 373  | 34 746                              | 560              | 560              | 1 121                 |
| 2012 / 01           | 665                            | 61                                   | 8 121                                  | 5 046  | 1 272                       | 161                  | -            | 15 326                     | 15 326  | 30 652                              | 494              | 494              | 989                   |
| 02                  | 491                            | 108                                  | 8 108                                  | 5 100  | 1 327                       | 151                  | -            | 15 285                     | 15 285  | 30 570                              | 527              | 527              | 1 054                 |
| 03                  | 647                            | 108                                  | 8 772                                  | 5 981  | 1 532                       | 141                  | -            | 17 181                     | 17 181  | 34 362                              | 554              | 554              | 1 108                 |
| 04                  | 597                            | 66                                   | 8 038                                  | 5 193  | 1 310                       | 121                  | -            | 15 325                     | 15 325  | 30 650                              | 511              | 511              | 1 022                 |
| 05                  | 642                            | 129                                  | 8 551                                  | 5 700  | 1 572                       | 152                  | 1            | 16 747                     | 16 747  | 33 494                              | 540              | 540              | 1 080                 |

註： (1) 愉景灣隧道及連接道路於二零零零年五月二十七日通車。  
(2) 由二零零一年二月起，愉景灣隧道及連接道路的汽車流量是以東行交通量的雙倍計算。

Notes: (1) The Discovery Bay Tunnel Link was opened to traffic on 27 May 2000.  
(2) With effect from February 2001, the vehicular flow of Discovery Bay Tunnel Link are obtained by doubling the east bound traffic volume.

資料來源： 愉景灣隧道有限公司

Source : Discovery Bay Road Tunnel Co. Ltd.

表 3.2(i) : 尖山隧道及沙田嶺隧道

Table 3.2(i) : Eagle's Nest Tunnel and Sha Tin Heights Tunnel

2012/05

| 年 / 月<br>Year/Month | 私家車及的士<br>Private Cars and Taxis |                   |                       | 電單車<br>Motor Cycles |                   |                       | 私家/公共小巴<br>Private/Public Light Buses |                   |                       | 私家/公共巴士<br>Private/Public Buses |                   |                       |                   |                   |                       |
|---------------------|----------------------------------|-------------------|-----------------------|---------------------|-------------------|-----------------------|---------------------------------------|-------------------|-----------------------|---------------------------------|-------------------|-----------------------|-------------------|-------------------|-----------------------|
|                     | 南行<br>South-bound                | 北行<br>North-bound | 雙程合計<br>Two-way Total | 南行<br>South-bound   | 北行<br>North-bound | 雙程合計<br>Two-way Total | 南行<br>South-bound                     | 北行<br>North-bound | 雙程合計<br>Two-way Total | 單層<br>Single Deck               |                   |                       | 雙層<br>Double Deck |                   |                       |
|                     |                                  |                   |                       |                     |                   |                       |                                       |                   |                       | 南行<br>South-bound               | 北行<br>North-bound | 雙程合計<br>Two-way Total | 南行<br>South-bound | 北行<br>North-bound | 雙程合計<br>Two-way Total |
| <b>2008</b>         | <b>1 477 709</b>                 | <b>1 465 230</b>  | <b>2 942 939</b>      | <b>26 214</b>       | <b>24 826</b>     | <b>51 040</b>         | <b>7 597</b>                          | <b>8 616</b>      | <b>16 213</b>         | <b>41 512</b>                   | <b>48 800</b>     | <b>90 312</b>         | <b>8 891</b>      | <b>12 918</b>     | <b>21 809</b>         |
| <b>2009</b>         | <b>2 525 866</b>                 | <b>2 566 960</b>  | <b>5 092 826</b>      | <b>39 323</b>       | <b>37 253</b>     | <b>76 576</b>         | <b>11 759</b>                         | <b>12 298</b>     | <b>24 057</b>         | <b>67 440</b>                   | <b>76 535</b>     | <b>143 975</b>        | <b>20 805</b>     | <b>24 342</b>     | <b>45 147</b>         |
| <b>2010</b>         | <b>3 564 690</b>                 | <b>3 613 615</b>  | <b>7 178 305</b>      | <b>50 537</b>       | <b>46 369</b>     | <b>96 906</b>         | <b>14 079</b>                         | <b>15 317</b>     | <b>29 396</b>         | <b>88 665</b>                   | <b>101 515</b>    | <b>190 180</b>        | <b>27 575</b>     | <b>27 625</b>     | <b>55 200</b>         |
| <b>2011</b>         | <b>4 127 477</b>                 | <b>4 138 385</b>  | <b>8 265 862</b>      | <b>55 691</b>       | <b>52 758</b>     | <b>108 449</b>        | <b>13 237</b>                         | <b>14 752</b>     | <b>27 989</b>         | <b>95 343</b>                   | <b>111 538</b>    | <b>206 881</b>        | <b>32 751</b>     | <b>32 608</b>     | <b>65 359</b>         |
| 2010 / 12           | 336 506                          | 340 434           | 676 940               | 4 616               | 4 429             | 9 045                 | 1 159                                 | 1 356             | 2 515                 | 8 063                           | 9 270             | 17 333                | 2 799             | 2 596             | 5 395                 |
| 2011 / 01           | 337 286                          | 341 716           | 679 002               | 4 102               | 3 788             | 7 890                 | 1 163                                 | 1 331             | 2 494                 | 7 503                           | 8 637             | 16 140                | 2 788             | 2 642             | 5 430                 |
| 02                  | 299 334                          | 297 396           | 596 730               | 3 568               | 3 324             | 6 892                 | 841                                   | 1 014             | 1 855                 | 6 494                           | 7 445             | 13 939                | 2 124             | 2 109             | 4 233                 |
| 03                  | 338 689                          | 337 279           | 675 968               | 4 607               | 4 244             | 8 851                 | 1 284                                 | 1 512             | 2 796                 | 7 778                           | 9 010             | 16 788                | 2 775             | 2 788             | 5 563                 |
| 04                  | 320 581                          | 321 743           | 642 324               | 4 466               | 3 990             | 8 456                 | 906                                   | 1 075             | 1 981                 | 7 251                           | 8 167             | 15 418                | 2 283             | 2 339             | 4 622                 |
| 05                  | 336 678                          | 337 423           | 674 101               | 4 524               | 4 195             | 8 719                 | 1 165                                 | 1 415             | 2 580                 | 7 463                           | 8 973             | 16 436                | 2 650             | 2 667             | 5 317                 |
| 06                  | 334 613                          | 336 379           | 670 992               | 4 187               | 3 928             | 8 115                 | 1 152                                 | 1 344             | 2 496                 | 7 514                           | 8 576             | 16 090                | 2 782             | 2 892             | 5 674                 |
| 07                  | 340 774                          | 342 838           | 683 612               | 4 444               | 4 345             | 8 789                 | 950                                   | 1 038             | 1 988                 | 7 505                           | 8 936             | 16 441                | 2 644             | 2 827             | 5 471                 |
| 08                  | 348 334                          | 351 228           | 699 562               | 5 025               | 4 917             | 9 942                 | 950                                   | 949               | 1 899                 | 7 973                           | 9 254             | 17 227                | 2 749             | 2 783             | 5 532                 |
| 09                  | 347 841                          | 345 488           | 693 329               | 4 717               | 4 755             | 9 472                 | 1 154                                 | 1 189             | 2 343                 | 7 840                           | 8 891             | 16 731                | 2 718             | 2 732             | 5 450                 |
| 10                  | 363 542                          | 363 476           | 727 018               | 5 142               | 5 055             | 10 197                | 1 218                                 | 1 333             | 2 551                 | 8 867                           | 10 676            | 19 543                | 2 968             | 2 874             | 5 842                 |
| 11                  | 372 330                          | 373 261           | 745 591               | 5 548               | 5 188             | 10 736                | 1 339                                 | 1 418             | 2 757                 | 9 939                           | 12 064            | 22 003                | 3 129             | 3 059             | 6 188                 |
| 12                  | 387 475                          | 390 158           | 777 633               | 5 361               | 5 029             | 10 390                | 1 115                                 | 1 134             | 2 249                 | 9 216                           | 10 909            | 20 125                | 3 141             | 2 896             | 6 037                 |
| 2012 / 01           | 378 227                          | 377 605           | 755 832               | 4 458               | 4 144             | 8 602                 | 968                                   | 1 021             | 1 989                 | 7 569                           | 9 018             | 16 587                | 2 571             | 2 499             | 5 070                 |
| 02                  | 359 364                          | 357 801           | 717 165               | 4 660               | 4 477             | 9 137                 | 1 172                                 | 1 287             | 2 459                 | 8 255                           | 10 057            | 18 312                | 2 652             | 2 666             | 5 318                 |
| 03                  | 418 794                          | 411 556           | 830 350               | 5 657               | 5 367             | 11 024                | 1 467                                 | 1 472             | 2 939                 | 10 881                          | 12 697            | 23 578                | 3 333             | 3 261             | 6 594                 |
| 04                  | 356 901                          | 359 128           | 716 029               | 4 605               | 4 461             | 9 066                 | 924                                   | 1 026             | 1 950                 | 8 106                           | 10 215            | 18 321                | 2 609             | 2 560             | 5 169                 |
| 05                  | 395 129                          | 393 696           | 788 825               | 5 643               | 5 274             | 10 917                | 1 319                                 | 1 338             | 2 657                 | 10 681                          | 11 763            | 22 444                | 3 521             | 3 389             | 6 910                 |

註：尖山隧道及沙田嶺隧道於二零零八年三月二十一日通車。

Note : The Eagle's Nest Tunnel and Sha Tin Heights Tunnel were opened to traffic on 21 March 2008.

表 3.2(i) (續)  
Table 3.2(i) (cont'd)

2012/05

| 年 / 月<br>Year / Month | 貨車<br>Goods Vehicles   |                   |                       |                             |                   |                       |                      |                   |                       | 總行車架次<br>Total Vehicles |                   |                       | 平均每日架次<br>Average Daily Vehicles |                   |                       |
|-----------------------|------------------------|-------------------|-----------------------|-----------------------------|-------------------|-----------------------|----------------------|-------------------|-----------------------|-------------------------|-------------------|-----------------------|----------------------------------|-------------------|-----------------------|
|                       | ≤5.5 公噸<br>≤5.5 Tonnes |                   |                       | >5.5-24公噸<br>>5.5-24 Tonnes |                   |                       | >24 公噸<br>>24 Tonnes |                   |                       | 南行<br>South-bound       | 北行<br>North-bound | 雙程合計<br>Two-way Total | 南行<br>South-bound                | 北行<br>North-bound | 雙程合計<br>Two-way Total |
|                       | 南行<br>South-bound      | 北行<br>North-bound | 雙程合計<br>Two-way Total | 南行<br>South-bound           | 北行<br>North-bound | 雙程合計<br>Two-way Total | 南行<br>South-bound    | 北行<br>North-bound | 雙程合計<br>Two-way Total |                         |                   |                       |                                  |                   |                       |
| <b>2008</b>           | <b>425 638</b>         | <b>473 659</b>    | <b>899 297</b>        | <b>332 102</b>              | <b>317 702</b>    | <b>649 804</b>        | <b>264 738</b>       | <b>264 921</b>    | <b>529 659</b>        | <b>2 584 401</b>        | <b>2 616 672</b>  | <b>5 201 073</b>      | <b>9 036</b>                     | <b>9 149</b>      | <b>18 186</b>         |
| <b>2009</b>           | <b>661 576</b>         | <b>763 450</b>    | <b>1 425 026</b>      | <b>505 383</b>              | <b>506 665</b>    | <b>1 012 048</b>      | <b>404 586</b>       | <b>411 037</b>    | <b>815 623</b>        | <b>4 236 738</b>        | <b>4 398 540</b>  | <b>8 635 278</b>      | <b>11 608</b>                    | <b>12 051</b>     | <b>23 658</b>         |
| <b>2010</b>           | <b>868 875</b>         | <b>997 362</b>    | <b>1 866 237</b>      | <b>610 085</b>              | <b>622 464</b>    | <b>1 232 549</b>      | <b>465 663</b>       | <b>471 089</b>    | <b>936 752</b>        | <b>5 690 169</b>        | <b>5 895 356</b>  | <b>11 585 525</b>     | <b>15 590</b>                    | <b>16 152</b>     | <b>31 741</b>         |
| <b>2011</b>           | <b>951 210</b>         | <b>1 078 466</b>  | <b>2 029 676</b>      | <b>652 495</b>              | <b>664 061</b>    | <b>1 316 556</b>      | <b>432 111</b>       | <b>445 277</b>    | <b>877 388</b>        | <b>6 360 315</b>        | <b>6 537 845</b>  | <b>12 898 160</b>     | <b>17 426</b>                    | <b>17 912</b>     | <b>35 337</b>         |
| 2010 / 12             | 80 514                 | 92 237            | 172 751               | 56 103                      | 57 066            | 113 169               | 40 283               | 39 368            | 79 651                | 530 043                 | 546 756           | 1 076 799             | 17 098                           | 17 637            | 34 735                |
| 2011 / 01             | 79 710                 | 90 909            | 170 619               | 55 764                      | 55 508            | 111 272               | 39 819               | 39 859            | 79 678                | 528 135                 | 544 390           | 1 072 525             | 17 037                           | 17 561            | 34 598                |
| 02                    | 56 462                 | 62 722            | 119 184               | 35 930                      | 36 107            | 72 037                | 21 916               | 24 452            | 46 368                | 426 669                 | 434 569           | 861 238               | 15 238                           | 15 520            | 30 759                |
| 03                    | 80 704                 | 92 140            | 172 844               | 55 950                      | 56 404            | 112 354               | 37 566               | 38 737            | 76 303                | 529 353                 | 542 114           | 1 071 467             | 17 076                           | 17 488            | 34 563                |
| 04                    | 73 815                 | 84 609            | 158 424               | 52 401                      | 53 225            | 105 626               | 35 414               | 36 980            | 72 394                | 497 117                 | 512 128           | 1 009 245             | 16 571                           | 17 071            | 33 642                |
| 05                    | 79 041                 | 89 041            | 168 082               | 53 853                      | 54 377            | 108 230               | 35 823               | 37 405            | 73 228                | 521 197                 | 535 496           | 1 056 693             | 16 813                           | 17 274            | 34 087                |
| 06                    | 79 439                 | 89 899            | 169 338               | 55 673                      | 56 291            | 111 964               | 36 634               | 36 694            | 73 328                | 521 994                 | 536 003           | 1 057 997             | 17 400                           | 17 867            | 35 267                |
| 07                    | 80 253                 | 91 742            | 171 995               | 56 663                      | 57 837            | 114 500               | 38 362               | 38 273            | 76 635                | 531 595                 | 547 836           | 1 079 431             | 17 148                           | 17 672            | 34 820                |
| 08                    | 84 376                 | 95 421            | 179 797               | 59 733                      | 60 590            | 120 323               | 39 231               | 40 472            | 79 703                | 548 371                 | 565 614           | 1 113 985             | 17 689                           | 18 246            | 35 935                |
| 09                    | 81 105                 | 90 901            | 172 006               | 56 452                      | 57 275            | 113 727               | 37 542               | 37 753            | 75 295                | 539 369                 | 548 984           | 1 088 353             | 17 979                           | 18 299            | 36 278                |
| 10                    | 82 490                 | 93 678            | 176 168               | 55 539                      | 56 812            | 112 351               | 36 437               | 37 924            | 74 361                | 556 203                 | 571 828           | 1 128 031             | 17 942                           | 18 446            | 36 388                |
| 11                    | 87 028                 | 98 377            | 185 405               | 56 526                      | 59 028            | 115 554               | 36 052               | 37 511            | 73 563                | 571 891                 | 589 906           | 1 161 797             | 19 063                           | 19 664            | 38 727                |
| 12                    | 86 787                 | 99 027            | 185 814               | 58 011                      | 60 607            | 118 618               | 37 315               | 39 217            | 76 532                | 588 421                 | 608 977           | 1 197 398             | 18 981                           | 19 644            | 38 626                |
| 2012 / 01             | 73 018                 | 81 161            | 154 179               | 47 855                      | 48 829            | 96 684                | 29 214               | 31 517            | 60 731                | 543 880                 | 555 794           | 1 099 674             | 17 545                           | 17 929            | 35 473                |
| 02                    | 77 297                 | 86 791            | 164 088               | 50 596                      | 51 774            | 102 370               | 30 423               | 33 497            | 63 920                | 534 419                 | 548 350           | 1 082 769             | 18 428                           | 18 909            | 37 337                |
| 03                    | 93 482                 | 103 151           | 196 633               | 59 950                      | 61 654            | 121 604               | 37 689               | 40 743            | 78 432                | 631 253                 | 639 901           | 1 271 154             | 20 363                           | 20 642            | 41 005                |
| 04                    | 78 360                 | 89 440            | 167 800               | 53 149                      | 54 516            | 107 665               | 35 053               | 38 671            | 73 724                | 539 707                 | 560 017           | 1 099 724             | 17 990                           | 18 667            | 36 657                |
| 05                    | 89 450                 | 102 426           | 191 876               | 59 951                      | 61 395            | 121 346               | 37 462               | 40 354            | 77 816                | 603 156                 | 619 635           | 1 222 791             | 19 457                           | 19 988            | 39 445                |

資料來源：交通基建管理有限公司

Source : Transport Infrastructure Management Ltd.

## 青嶼幹線汽車流量 Vehicular Flow through Lantau Link

表 3.3 : 青嶼幹線<sup>(1)</sup>  
Table 3.3 : Lantau Link<sup>(1)</sup>

2012/05

| 年 / 月<br>Year/Month | 離開大嶼山 <sup>(2)</sup><br>From Lantau <sup>(2)</sup> |                        |  |                                 |                   |                        |                             |                      | 前往大嶼山 <sup>(2)</sup><br>To Lantau <sup>(2)</sup> |                            | 雙程合計<br>總行車架次<br>Two-way<br>Total | 平均每日架次<br>Average<br>Daily Vehicles                |  |                          |
|---------------------|--|------------------------|--|---------------------------------|-------------------|------------------------|-----------------------------|----------------------|--|----------------------------|-----------------------------------|--|--|--------------------------|
|                     | 私家車<br>及的士<br>Private Cars<br>and Taxis            | 電單車<br>Motor<br>Cycles | 私家/公共<br>小巴<br>Private/Public<br>Light Buses | 私家/公共巴士<br>Private/Public Buses |                   | 貨車<br>Goods Vehicles   |                             |                      | 總行車架次<br>Total<br>Vehicles                       | 總行車架次<br>Total<br>Vehicles |                                   | 離開大嶼山 <sup>(2)</sup><br>From Lantau <sup>(2)</sup> | 前往大嶼山 <sup>(2)</sup><br>To Lantau <sup>(2)</sup> | 雙程合計<br>Two-way<br>Total |
|                     |  |                        |  | 單層<br>Single Deck               | 雙層<br>Double Deck | ≤5.5 公噸<br>≤5.5 Tonnes | >5.5-24公噸<br>>5.5-24 Tonnes | >24 公噸<br>>24 Tonnes |  |                            |                                   |  |  |                          |
| <b>2007</b>         | <b>6 289 248</b>                                   | <b>97 871</b>          | <b>19 588</b>                                | <b>642 960</b>                  | <b>547 258</b>    | <b>1 525 672</b>       | <b>1 092 882</b>            | <b>143 721</b>       | <b>10 359 200</b>                                | <b>10 425 178</b>          | <b>20 784 378</b>                 | <b>28 381</b>                                      | <b>28 562</b>                                    | <b>56 944</b>            |
| <b>2008</b>         | <b>6 409 115</b>                                   | <b>93 313</b>          | <b>18 891</b>                                | <b>603 398</b>                  | <b>556 776</b>    | <b>1 408 620</b>       | <b>1 066 693</b>            | <b>135 701</b>       | <b>10 292 507</b>                                | <b>10 358 524</b>          | <b>20 651 031</b>                 | <b>28 122</b>                                      | <b>28 302</b>                                    | <b>56 424</b>            |
| <b>2009</b>         | <b>6 349 407</b>                                   | <b>89 020</b>          | <b>17 968</b>                                | <b>564 748</b>                  | <b>558 336</b>    | <b>1 325 425</b>       | <b>996 458</b>              | <b>100 793</b>       | <b>10 002 155</b>                                | <b>10 061 517</b>          | <b>20 063 672</b>                 | <b>27 403</b>                                      | <b>27 566</b>                                    | <b>54 969</b>            |
| <b>2010</b>         | <b>7 317 097</b>                                   | <b>85 867</b>          | <b>18 372</b>                                | <b>632 551</b>                  | <b>560 173</b>    | <b>1 380 845</b>       | <b>1 157 772</b>            | <b>152 793</b>       | <b>11 305 470</b>                                | <b>11 366 602</b>          | <b>22 672 072</b>                 | <b>30 974</b>                                      | <b>31 141</b>                                    | <b>62 115</b>            |
| <b>2011</b>         | <b>7 945 164</b>                                   | <b>89 602</b>          | <b>21 280</b>                                | <b>627 986</b>                  | <b>559 431</b>    | <b>1 373 507</b>       | <b>1 127 558</b>            | <b>185 544</b>       | <b>11 930 072</b>                                | <b>11 993 599</b>          | <b>23 923 671</b>                 | <b>32 685</b>                                      | <b>32 859</b>                                    | <b>65 544</b>            |
| 2010 / 12           | 683 707  | 7 322                  | 1 601  | 56 162                          | 47 630            | 120 239                | 100 757                     | 17 137               | 1 034 555  | 1 039 575                  | 2 074 130                         | 33 373   | 33 535   | 66 907                   |
| 2011 / 01           | 650 495  | 6 134                  | 1 731  | 51 669                          | 47 547            | 117 940                | 95 510                      | 16 168               | 987 194  | 992 302                    | 1 979 496                         | 31 845   | 32 010   | 63 855                   |
| 02                  | 592 228  | 6 062                  | 1 463  | 48 677                          | 43 031            | 86 715                 | 66 048                      | 10 711               | 854 935  | 859 623                    | 1 714 558                         | 30 533   | 30 701   | 61 234                   |
| 03                  | 639 639  | 7 403                  | 1 931  | 51 243                          | 47 634            | 121 507                | 102 913                     | 17 851               | 990 121  | 996 522                    | 1 986 643                         | 31 939   | 32 146   | 64 085                   |
| 04                  | 665 641  | 8 001                  | 1 637  | 50 757                          | 45 768            | 112 681                | 94 431                      | 14 614               | 993 530  | 998 869                    | 1 992 399                         | 33 118   | 33 296   | 66 413                   |
| 05                  | 631 631  | 7 893                  | 1 900  | 51 086                          | 47 716            | 114 573                | 93 106                      | 14 845               | 962 750  | 968 080                    | 1 930 830                         | 31 056   | 31 228   | 62 285                   |
| 06                  | 627 026  | 6 614                  | 1 826  | 49 528                          | 45 680            | 115 402                | 93 995                      | 15 077               | 955 148  | 960 316                    | 1 915 464                         | 31 838   | 32 011   | 63 849                   |
| 07                  | 694 236  | 7 572                  | 1 651  | 58 274                          | 47 364            | 117 417                | 97 966                      | 14 912               | 1 039 392  | 1 042 694                  | 2 082 086                         | 33 529   | 33 635   | 67 164                   |
| 08                  | 688 898  | 8 478                  | 1 739  | 60 438                          | 47 104            | 119 275                | 95 912                      | 15 195               | 1 037 039  | 1 043 920                  | 2 080 959                         | 33 453   | 33 675   | 67 128                   |
| 09                  | 654 761  | 7 734                  | 1 803  | 47 346                          | 44 925            | 113 966                | 94 256                      | 15 444               | 980 235  | 985 689                    | 1 965 924                         | 32 675   | 32 856   | 65 531                   |
| 10                  | 701 512  | 7 917                  | 1 852  | 53 049                          | 48 045            | 116 569                | 96 591                      | 15 465               | 1 041 000  | 1 046 372                  | 2 087 372                         | 33 581   | 33 754   | 67 335                   |
| 11                  | 670 108  | 8 224                  | 2 008  | 51 580                          | 46 710            | 118 955                | 99 389                      | 16 877               | 1 013 851  | 1 019 169                  | 2 033 020                         | 33 795   | 33 972   | 67 767                   |
| 12                  | 728 989  | 7 570                  | 1 739  | 54 339                          | 47 907            | 118 507                | 97 441                      | 18 385               | 1 074 877  | 1 080 043                  | 2 154 920                         | 34 673   | 34 840   | 69 514                   |
| 2012 / 01           | 724 892  | 6 357                  | 1 722  | 50 342                          | 48 030            | 99 196                 | 76 494                      | 14 346               | 1 021 379  | 1 025 447                  | 2 046 826                         | 32 948   | 33 079   | 66 027                   |
| 02                  | 608 580  | 6 678                  | 1 828  | 47 807                          | 45 179            | 108 363                | 86 553                      | 18 285               | 923 273  | 928 418                    | 1 851 691                         | 31 837   | 32 014   | 63 851                   |
| 03                  | 691 367  | 7 939                  | 2 090  | 50 382                          | 48 403            | 122 135                | 104 970                     | 17 806               | 1 045 092  | 1 050 032                  | 2 095 124                         | 33 713   | 33 872   | 67 585                   |
| 04                  | 729 808  | 6 739                  | 1 818  | 50 773                          | 46 747            | 110 059                | 91 509                      | 14 260               | 1 051 713  | 1 056 192                  | 2 107 905                         | 35 057   | 35 206   | 70 264                   |
| 05                  | 682 354  | 7 828                  | 2 197  | 49 974                          | 48 288            | 120 097                | 97 709                      | 15 018               | 1 023 465  | 1 028 488                  | 2 051 953                         | 33 015   | 33 177   | 66 192                   |

註： (1) 青嶼幹線於一九九七年五月二十二日通車。流量數字不包括進出馬灣的車輛。  
(2) 前往大嶼山的總行車架次是來自路面下探測線圈的紀錄，而離開大嶼山的數字則來自收費亭。因此，兩組數字不能作直接比較。

Notes: (1) The Lantau Link was opened to traffic on 22 May 1997. Figures do not include the vehicles from and to Ma Wan.  
(2) The numbers of vehicles to Lantau were captured from the records of loop detector under the road whereas those from Lantau were captured from the toll booth. Hence, the two sets of figures are not strictly comparable.

資料來源： 交通基建管理有限公司

Source : Transport Infrastructure Management Ltd.

圖 3.1 - 隧道汽車流量 (二零一二年五月)  
 Chart 3.1 - Vehicular Flow Through Tunnels (May 2012)

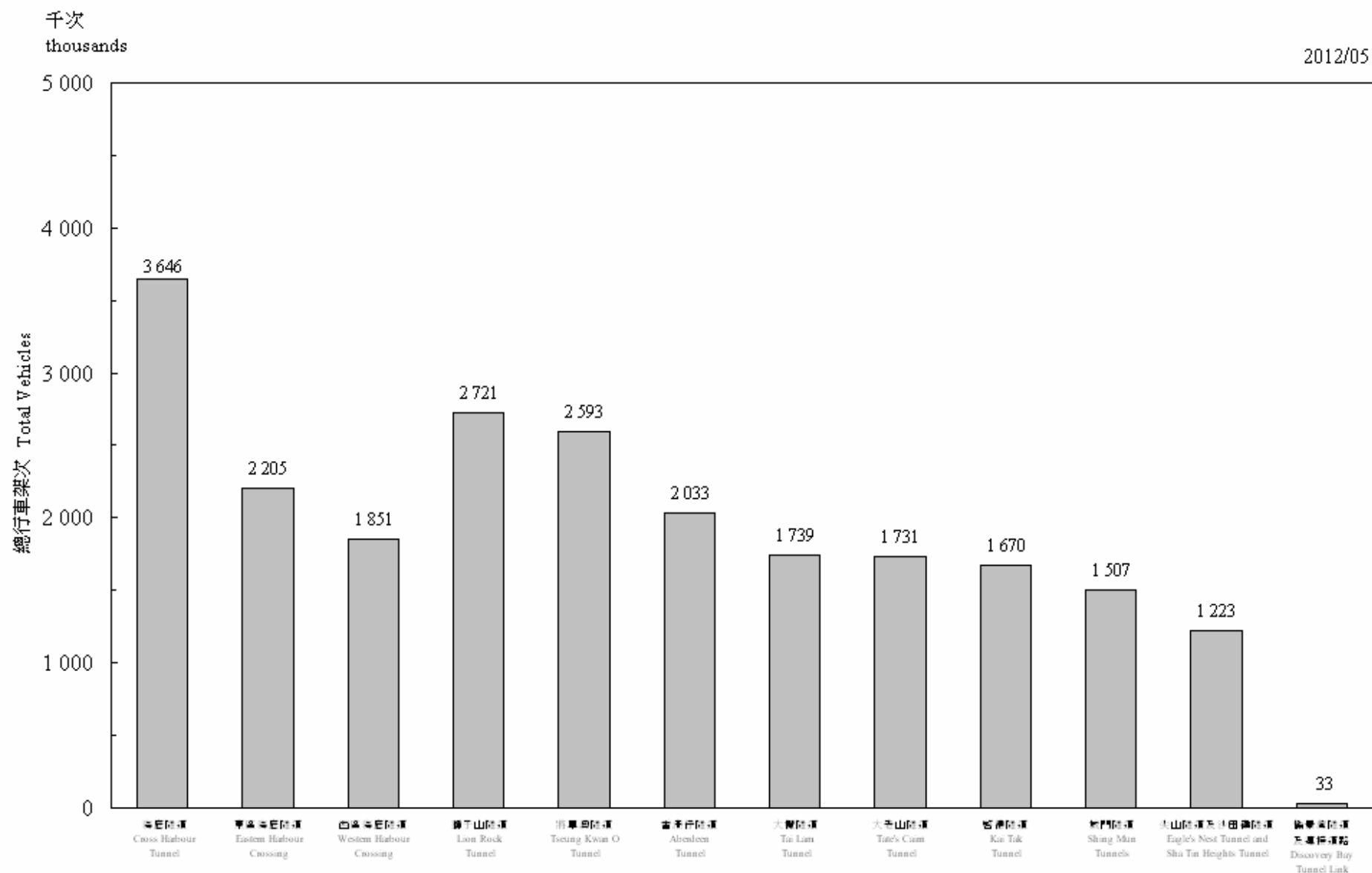


表 3.4 : 行車隧道及青嶼幹線每小時最高定向汽車流量 (二零一二年五月)

Table 3.4 : Greatest Directional Hourly Vehicular Flow in Road Tunnels and Lantau Link (May 2012)

2012/05

| 隧道<br>Tunnel  | 方向<br>Direction      | 日期<br>(日.月.年)<br>Date<br>(dd.mm.yyyy) | 星期<br>Day of<br>Week | 時段<br>Period      | 私家車、<br>的士及電單車<br>Private Cars,<br>Taxis & Motor Cycles | 單層巴士、小巴及<br>5.5公噸及以下的貨車<br>Single Deck Buses, Light Buses<br>& GV of 5.5 Tonnes and Less | 雙層巴士及<br>5.5公噸以上的貨車<br>Double Deck Buses &<br>GV Above 5.5 Tonnes | 總計<br>Total |
|---|----------------------|---------------------------------------|----------------------|-------------------|---|--|---|-------------|
| 海底隧道<br>Cross Harbour Tunnel                                    | 北行<br>Northbound     | 10.05.2012                            | 4                    | 11 p.m. - 12 a.m. | 2 695   | 261  | 190   | 3 146       |
|   | 南行<br>Southbound     | 19.05.2012                            | 6                    | 11 p.m. - 12 a.m. | 2 772   | 266  | 162   | 3 200       |
| 東區海底隧道<br>Eastern Harbour Crossing                              | 北行<br>Northbound     | 08.05.2012                            | 2                    | 6 p.m. - 7 p.m.   | 2 446   | 546  | 209   | 3 201       |
|   | 南行<br>Southbound     | 21.05.2012                            | 1                    | 8 a.m. - 9 a.m.   | 2 562   | 425  | 323   | 3 310       |
| 西區海底隧道<br>Western Harbour Crossing                              | 北行<br>Northbound     | 18.05.2012                            | 5                    | 6 p.m. - 7 p.m.   | 2 600   | 665  | 207   | 3 472       |
|   | 南行<br>Southbound     | 14.05.2012                            | 1                    | 8 a.m. - 9 a.m.   | 2 498   | 645  | 336   | 3 479       |
| 獅子山隧道<br>Lion Rock Tunnel                                       | 北行<br>Northbound     | 23.05.2012                            | 3                    | 6 p.m. - 7 p.m.   | 2 152   | 539  | 369   | 3 060       |
|   | 南行<br>Southbound     | 12.05.2012                            | 6                    | 6 p.m. - 7 p.m.   | 2 460   | 319  | 274   | 3 053       |
| 香港仔隧道<br>Aberdeen Tunnel  | 北行<br>Northbound     | 22.05.2012                            | 2                    | 7 a.m. - 8 a.m.   | 1 772   | 388  | 365   | 2 525       |
|   | 南行<br>Southbound     | 04.05.2012                            | 5                    | 7 a.m. - 8 a.m.   | 1 515   | 552  | 384   | 2 451       |
| 城門隧道<br>Shing Mun Tunnels                                       | 東行<br>Eastbound      | 25.05.2012                            | 5                    | 6 p.m. - 7 p.m.   | 1 419   | 450  | 251   | 2 120       |
|   | 西行<br>Westbound      | 07.05.2012                            | 1                    | 8 a.m. - 9 a.m.   | 1 462   | 425  | 288   | 2 175       |
| 將軍澳隧道<br>Tseung Kwan O Tunnel                                   | 東行<br>Eastbound      | 09.05.2012                            | 3                    | 6 p.m. - 7 p.m.   | 2 351   | 671  | 280   | 3 302       |
|   | 西行<br>Westbound      | 02.05.2012                            | 3                    | 7 a.m. - 8 a.m.   | 2 527   | 607  | 217   | 3 351       |
| 大老山隧道<br>Tate's Cairn Tunnel                                    | 北行<br>Northbound     | 24.05.2012                            | 4                    | 6 p.m. - 7 p.m.   | 2 182   | 357  | 245   | 2 784       |
|   | 南行<br>Southbound     | 31.05.2012                            | 4                    | 8 a.m. - 9 a.m.   | 2 242   | 398  | 406   | 3 046       |
| 啓德隧道 <sup>(1)</sup><br>Kai Tak Tunnel <sup>(1)</sup>            | 東行<br>Eastbound      | 14.05.2012                            | 1                    | 9 a.m. - 10 a.m.  | N.A.  | N.A.   | N.A.  | 1 829       |
|   | 西行<br>Westbound      | 26.05.2012                            | 6                    | 9 a.m. - 10 a.m.  | N.A.  | N.A.   | N.A.  | 2 439       |
| 大欖隧道<br>Tai Lam Tunnel  | 北行<br>Northbound     | 31.05.2012                            | 4                    | 5 p.m. - 6 p.m.   | 1 411   | 742  | 926   | 3 079       |
|   | 南行<br>Southbound     | 07.05.2012                            | 1                    | 8 a.m. - 9 a.m.   | 2 192   | 833  | 888   | 3 913       |
| 青嶼幹線<br>Lantau Link   | 離開大嶼山<br>From Lantau | 05.05.2012                            | 6                    | 11 p.m. - 12 a.m. | 2 350   | 171  | 212   | 2 733       |
|   | 前往大嶼山<br>To Lantau   | N.A.                                  | N.A.                 | N.A.              | N.A.  | N.A.   | N.A.  | N.A.        |
| 尖山隧道及沙田嶺隧道<br>Eagle's Nest Tunnel and<br>Sha Tin Heights Tunnel | 北行<br>Northbound     | 16.05.2012                            | 7                    | 6 p.m. - 7 p.m.   | 1 584   | 287  | 185   | 2 056       |
|   | 南行<br>Southbound     | 14.05.2012                            | 1                    | 8 a.m. - 9 a.m.   | 2 150   | 352  | 216   | 2 718       |

註： (1) 不包括斜路 'H'。

Note: (1) Excluding Slip Road 'H'.

表 3.5 : 快易通使用報告(二零一二年五月)  
Table 3.5 : Autotoll Utilization Report (May 2012)

2012/05

| 隧道<br>Tunnel  | 平均每日架次<br>Average Daily Vehicles | 平均每日使用快易通架次<br>Average Daily Autotoll Transactions | 快易通使用率(%)<br>Percentage of Autotoll Utilization (%) |
|---|----------------------------------|--|---|
| 海底隧道<br>Cross Harbour Tunnel                                    | 117 606                          | 47 422   | 40  |
| 東區海底隧道<br>Eastern Harbour Crossing                              | 71 122                           | 36 226   | 51  |
| 西區海底隧道<br>Western Harbour Crossing                              | 59 703                           | 33 456   | 56  |
| 獅子山隧道<br>Lion Rock Tunnel                                       | 87 778                           | 39 762   | 45  |
| 香港仔隧道<br>Aberdeen Tunnel  | 65 594                           | 34 180   | 52  |
| 城門隧道<br>Shing Mun Tunnels                                       | 48 611                           | 20 504   | 42  |
| 將軍澳隧道<br>Tseung Kwan O Tunnel                                   | 83 633                           | 39 307   | 47  |
| 大老山隧道<br>Tate's Cairn Tunnel                                    | 55 829                           | 31 201   | 56  |
| 大欖隧道<br>Tai Lam Tunnel  | 56 081                           | 33 181   | 59  |
| 青嶼幹線 <sup>(1)</sup><br>Lantau Link <sup>(1)</sup>               | 66 192                           | 29 861   | 45  |
| 尖山隧道及沙田嶺隧道<br>Eagle's Nest Tunnel and<br>Sha Tin Heights Tunnel | 39 445                           | 19 268   | 49  |
| 合計<br>Overall   | 751 594                          | 364 368  | 48  |

註： (1) 由於快易通只用於離開大嶼山，快易通使用架次以雙倍計算以反映雙程使用率。

Note: (1) Since Autotoll system is only for the traffic leaving Lantau, the number of Autotoll transactions has been doubled to reflect the percentage of usage for the two-way traffic.

資料來源： 快易通有限公司

Source: Autotoll Limited

第四組：車輛登記、領牌及檢驗統計數字

Section 4 : Vehicle Registration, Licensing and Inspection Statistics

表 4.1S : 按車輛種類劃分的車輛登記及領牌數字(簡要數字)

Table 4.1S : Registration and Licensing of Vehicles by Class of Vehicles (Summary figures)

2012/05

| 年/月<br>Year/Month | 電單車<br>Motor Cycles               |                               | 私家車<br>Private Cars               |                               | 的士<br>Taxis                       |                               | 專營巴士<br>Franchised Buses          |                               | 非專營公共巴士<br>Non-franchised Public Buses |                               | 私家巴士<br>Private Buses             |                               |
|-------------------|-----------------------------------|-------------------------------|-----------------------------------|-------------------------------|-----------------------------------|-------------------------------|-----------------------------------|-------------------------------|--|-------------------------------|-----------------------------------|-------------------------------|
|                   | 登記<br>總數<br>Total<br>Registration | 領牌<br>總數<br>Total<br>Licensed | 登記<br>總數<br>Total<br>Registration | 領牌<br>總數<br>Total<br>Licensed | 登記<br>總數<br>Total<br>Registration | 領牌<br>總數<br>Total<br>Licensed | 登記<br>總數<br>Total<br>Registration | 領牌<br>總數<br>Total<br>Licensed | 登記<br>總數<br>Total<br>Registration      | 領牌<br>總數<br>Total<br>Licensed | 登記<br>總數<br>Total<br>Registration | 領牌<br>總數<br>Total<br>Licensed |
| <b>2007</b>       | <b>50 140</b>                     | <b>37 074</b>                 | <b>406 995</b>                    | <b>372 203</b>                | <b>18 138</b>                     | <b>18 061</b>                 | <b>5 920</b>                      | <b>5 889</b>                  | <b>7 067</b>                           | <b>6 945</b>                  | <b>496</b>                        | <b>483</b>                    |
| <b>2008</b>       | <b>52 008</b>                     | <b>37 608</b>                 | <b>421 062</b>                    | <b>383 141</b>                | <b>18 138</b>                     | <b>18 115</b>                 | <b>5 830</b>                      | <b>5 794</b>                  | <b>7 071</b>                           | <b>6 957</b>                  | <b>507</b>                        | <b>493</b>                    |
| <b>2009</b>       | <b>52 933</b>                     | <b>37 604</b>                 | <b>429 754</b>                    | <b>393 812</b>                | <b>18 138</b>                     | <b>18 128</b>                 | <b>5 799</b>                      | <b>5 786</b>                  | <b>7 066</b>                           | <b>6 968</b>                  | <b>504</b>                        | <b>492</b>                    |
| <b>2010</b>       | <b>53 823</b>                     | <b>38 008</b>                 | <b>449 400</b>                    | <b>414 966</b>                | <b>18 138</b>                     | <b>18 131</b>                 | <b>5 796</b>                      | <b>5 729</b>                  | <b>7 065</b>                           | <b>6 985</b>                  | <b>505</b>                        | <b>496</b>                    |
| <b>2011</b>       | <b>55 286</b>                     | <b>38 617</b>                 | <b>471 685</b>                    | <b>434 843</b>                | <b>18 138</b>                     | <b>18 132</b>                 | <b>5 821</b>                      | <b>5 798</b>                  | <b>7 071</b>                           | <b>6 986</b>                  | <b>499</b>                        | <b>493</b>                    |
| 2011 / 04         | 54 166                            | 38 067                        | 456 203                           | 421 190                       | 18 138                            | 18 127                        | 5 699                             | 5 672                         | 7 071                                  | 6 991                         | 517                               | 506                           |
| 05                | 54 319                            | 38 149                        | 457 689                           | 422 697                       | 18 138                            | 18 127                        | 5 750                             | 5 711                         | 7 079                                  | 7 005                         | 509                               | 495                           |
| 06                | 54 476                            | 38 226                        | 459 276                           | 424 758                       | 18 138                            | 18 126                        | 5 777                             | 5 751                         | 7 083                                  | 7 015                         | 506                               | 493                           |
| 07                | 54 606                            | 38 076                        | 461 093                           | 425 569                       | 18 138                            | 18 129                        | 5 822                             | 5 758                         | 7 083                                  | 6 999                         | 508                               | 494                           |
| 08                | 54 701                            | 38 303                        | 463 279                           | 428 122                       | 18 138                            | 18 131                        | 5 827                             | 5 797                         | 7 078                                  | 6 998                         | 506                               | 493                           |
| 09                | 54 867                            | 38 331                        | 465 453                           | 429 706                       | 18 138                            | 18 128                        | 5 842                             | 5 814                         | 7 083                                  | 6 990                         | 507                               | 492                           |
| 10                | 55 059                            | 38 411                        | 467 327                           | 431 266                       | 18 138                            | 18 129                        | 5 819                             | 5 790                         | 7 078                                  | 6 984                         | 506                               | 492                           |
| 11                | 55 261                            | 38 642                        | 469 709                           | 433 302                       | 18 138                            | 18 132                        | 5 818                             | 5 785                         | 7 071                                  | 6 987                         | 504                               | 494                           |
| 12                | 55 286                            | 38 617                        | 471 685                           | 434 843                       | 18 138                            | 18 132                        | 5 821                             | 5 798                         | 7 071                                  | 6 986                         | 499                               | 493                           |
| 2012 / 01         | 55 364                            | 38 643                        | 472 979                           | 435 501                       | 18 138                            | 18 130                        | 5 818                             | 5 798                         | 7 072                                  | 6 997                         | 507                               | 501                           |
| 02                | 55 468                            | 38 754                        | 474 173                           | 437 511                       | 18 138                            | 18 125                        | 5 818                             | 5 800                         | 7 074                                  | 6 994                         | 515                               | 510                           |
| 03                | 55 650                            | 38 691                        | 476 090                           | 438 622                       | 18 138                            | 18 130                        | 5 821                             | 5 806                         | 7 069                                  | 6 982                         | 525                               | 520                           |
| 04                | 55 763                            | 38 636                        | 477 154                           | 438 987                       | 18 138                            | 18 125                        | 5 828                             | 5 813                         | 7 068                                  | 6 977                         | 537                               | 533                           |
| 05                | 55 934                            | 38 842                        | 479 732                           | 441 620                       | 18 138                            | 18 123                        | 5 850                             | 5 832                         | 7 069                                  | 6 985                         | 542                               | 537                           |

| 年/月<br>Year/Month | 公共小巴<br>Public Light Buses        |                               | 私家小巴<br>Private Light Buses       |                               | 貨車<br>Goods Vehicles              |                               | 特別用途車輛<br>Special Purpose Vehicles |                               | 政府車輛<br>Government Vehicles       |                               | 總計<br>Total                       |                               |
|-------------------|-----------------------------------|-------------------------------|-----------------------------------|-------------------------------|-----------------------------------|-------------------------------|------------------------------------|-------------------------------|-----------------------------------|-------------------------------|-----------------------------------|-------------------------------|
|                   | 登記<br>總數<br>Total<br>Registration | 領牌<br>總數<br>Total<br>Licensed | 登記<br>總數<br>Total<br>Registration | 領牌<br>總數<br>Total<br>Licensed | 登記<br>總數<br>Total<br>Registration | 領牌<br>總數<br>Total<br>Licensed | 登記<br>總數<br>Total<br>Registration  | 領牌<br>總數<br>Total<br>Licensed | 登記<br>總數<br>Total<br>Registration | 領牌<br>總數<br>Total<br>Licensed | 登記<br>總數<br>Total<br>Registration | 領牌<br>總數<br>Total<br>Licensed |
| <b>2007</b>       | <b>4 350</b>                      | <b>4 350</b>                  | <b>1 935</b>                      | <b>1 901</b>                  | <b>120 532</b>                    | <b>110 746</b>                | <b>1 239</b>                       | <b>1 099</b>                  | <b>6 320</b>                      | <b>6 320</b>                  | <b>623 132</b>                    | <b>565 071</b>                |
| <b>2008</b>       | <b>4 350</b>                      | <b>4 350</b>                  | <b>1 971</b>                      | <b>1 936</b>                  | <b>117 592</b>                    | <b>109 262</b>                | <b>1 319</b>                       | <b>1 155</b>                  | <b>6 295</b>                      | <b>6 295</b>                  | <b>636 143</b>                    | <b>575 106</b>                |
| <b>2009</b>       | <b>4 350</b>                      | <b>4 347</b>                  | <b>2 020</b>                      | <b>1 992</b>                  | <b>114 003</b>                    | <b>107 402</b>                | <b>1 427</b>                       | <b>1 263</b>                  | <b>6 276</b>                      | <b>6 276</b>                  | <b>642 270</b>                    | <b>584 070</b>                |
| <b>2010</b>       | <b>4 350</b>                      | <b>4 348</b>                  | <b>2 093</b>                      | <b>2 077</b>                  | <b>114 775</b>                    | <b>109 416</b>                | <b>1 466</b>                       | <b>1 325</b>                  | <b>6 315</b>                      | <b>6 315</b>                  | <b>663 726</b>                    | <b>607 796</b>                |
| <b>2011</b>       | <b>4 350</b>                      | <b>4 345</b>                  | <b>2 216</b>                      | <b>2 200</b>                  | <b>117 170</b>                    | <b>111 164</b>                | <b>1 556</b>                       | <b>1 406</b>                  | <b>6 297</b>                      | <b>6 297</b>                  | <b>690 089</b>                    | <b>630 281</b>                |
| 2011 / 04         | 4 350                             | 4 344                         | 2 128                             | 2 108                         | 115 566                           | 110 092                       | 1 484                              | 1 338                         | 6 285                             | 6 285                         | 671 607                           | 614 720                       |
| 05                | 4 350                             | 4 348                         | 2 141                             | 2 123                         | 115 740                           | 110 337                       | 1 489                              | 1 336                         | 6 270                             | 6 270                         | 673 474                           | 616 598                       |
| 06                | 4 350                             | 4 347                         | 2 149                             | 2 129                         | 115 870                           | 110 282                       | 1 511                              | 1 358                         | 6 289                             | 6 289                         | 675 425                           | 618 774                       |
| 07                | 4 350                             | 4 346                         | 2 153                             | 2 129                         | 116 003                           | 110 371                       | 1 515                              | 1 357                         | 6 306                             | 6 306                         | 677 577                           | 619 534                       |
| 08                | 4 350                             | 4 348                         | 2 189                             | 2 166                         | 116 168                           | 110 601                       | 1 528                              | 1 368                         | 6 304                             | 6 304                         | 680 068                           | 622 631                       |
| 09                | 4 350                             | 4 348                         | 2 197                             | 2 177                         | 116 500                           | 110 761                       | 1 526                              | 1 377                         | 6 314                             | 6 314                         | 682 777                           | 624 438                       |
| 10                | 4 350                             | 4 345                         | 2 200                             | 2 181                         | 116 740                           | 110 978                       | 1 529                              | 1 384                         | 6 308                             | 6 308                         | 685 054                           | 626 268                       |
| 11                | 4 350                             | 4 348                         | 2 204                             | 2 190                         | 116 950                           | 111 052                       | 1 539                              | 1 391                         | 6 306                             | 6 306                         | 687 850                           | 628 629                       |
| 12                | 4 350                             | 4 345                         | 2 216                             | 2 200                         | 117 170                           | 111 164                       | 1 556                              | 1 406                         | 6 297                             | 6 297                         | 690 089                           | 630 281                       |
| 2012 / 01         | 4 350                             | 4 347                         | 2 229                             | 2 211                         | 117 276                           | 111 014                       | 1 556                              | 1 402                         | 6 290                             | 6 290                         | 691 579                           | 630 834                       |
| 02                | 4 350                             | 4 345                         | 2 226                             | 2 212                         | 117 502                           | 111 551                       | 1 560                              | 1 410                         | 6 277                             | 6 277                         | 693 101                           | 633 489                       |
| 03                | 4 350                             | 4 347                         | 2 225                             | 2 207                         | 117 757                           | 111 471                       | 1 568                              | 1 413                         | 6 268                             | 6 268                         | 695 461                           | 634 457                       |
| 04                | 4 350                             | 4 345                         | 2 236                             | 2 221                         | 117 979                           | 111 470                       | 1 571                              | 1 413                         | 6 274                             | 6 274                         | 696 898                           | 634 794                       |
| 05                | 4 350                             | 4 349                         | 2 260                             | 2 243                         | 118 215                           | 111 620                       | 1 577                              | 1 424                         | 6 253                             | 6 253                         | 699 920                           | 637 828                       |

註：期末數字

Note : Figures as at end of the period.



表 4.1(a) : 按車輛種類劃分的車輛登記及領牌統計數字 <sup>(1) (2)</sup>

Table 4.1(a) : Registration and Licensing of Vehicles by Class of Vehicles <sup>(1) (2)</sup>

2012/05

| 年 / 月<br>Year/Month | 電單車<br>Motor Cycles     |              |                 |                                   |                               |                         |              |                 |                                   |                               |                          |              |                 |                                   |                               |                         |              |                 |                                   |                               |
|---------------------|-------------------------|--------------|-----------------|-----------------------------------|-------------------------------|-------------------------|--------------|-----------------|-----------------------------------|-------------------------------|--------------------------|--------------|-----------------|-----------------------------------|-------------------------------|-------------------------|--------------|-----------------|-----------------------------------|-------------------------------|
|                     | 無邊卡<br>Solo             |              |                 |                                   |                               | 連邊卡<br>Combo            |              |                 |                                   |                               | 機動三輪車<br>Motor Tricycles |              |                 |                                   |                               | 小計<br>Sub-total         |              |                 |                                   |                               |
|                     | 新登記<br>New Registration |              |                 | 登記<br>總數<br>Total<br>Registration | 領牌<br>總數<br>Total<br>Licensed | 新登記<br>New Registration |              |                 | 登記<br>總數<br>Total<br>Registration | 領牌<br>總數<br>Total<br>Licensed | 新登記<br>New Registration  |              |                 | 登記<br>總數<br>Total<br>Registration | 領牌<br>總數<br>Total<br>Licensed | 新登記<br>New Registration |              |                 | 登記<br>總數<br>Total<br>Registration | 領牌<br>總數<br>Total<br>Licensed |
|                     | 全新<br>Brand New         | 其他<br>Others | 小計<br>Sub-total |                                   |                               | 全新<br>Brand New         | 其他<br>Others | 小計<br>Sub-total |                                   |                               | 全新<br>Brand New          | 其他<br>Others | 小計<br>Sub-total |                                   |                               | 全新<br>Brand New         | 其他<br>Others | 小計<br>Sub-total |                                   |                               |
| 2007                | 3 013                   | 955          | 3 968           | 50 086                            | 37 035                        | 5                       | 2            | 7               | 45                                | 30                            | 4                        | -            | 4               | 9                                 | 9                             | 3 022                   | 957          | 3 979           | 50 140                            | 37 074                        |
| 2008                | 2 996                   | 698          | 3 694           | 51 951                            | 37 568                        | 1                       | -            | 1               | 46                                | 31                            | 3                        | -            | 3               | 11                                | 9                             | 3 000                   | 698          | 3 698           | 52 008                            | 37 608                        |
| 2009                | 2 070                   | 495          | 2 565           | 52 857                            | 37 545                        | -                       | 2            | 2               | 46                                | 32                            | 19                       | -            | 19              | 30                                | 27                            | 2 089                   | 497          | 2 586           | 52 933                            | 37 604                        |
| 2010                | 2 220                   | 462          | 2 682           | 53 734                            | 37 935                        | -                       | 1            | 1               | 45                                | 32                            | 15                       | -            | 15              | 44                                | 41                            | 2 235                   | 463          | 2 698           | 53 823                            | 38 008                        |
| 2011                | 2 850                   | 284          | 3 134           | 55 196                            | 38 545                        | -                       | 1            | 1               | 46                                | 32                            | -                        | -            | -               | 44                                | 40                            | 2 850                   | 285          | 3 135           | 55 286                            | 38 617                        |
| 2010 / 12           | 203                     | 36           | 239             | 53 734                            | 37 935                        | -                       | -            | -               | 45                                | 32                            | 1                        | -            | 1               | 44                                | 41                            | 204                     | 36           | 240             | 53 823                            | 38 008                        |
| 2011 / 01           | 163                     | 18           | 181             | 53 779                            | 37 909                        | -                       | -            | -               | 45                                | 33                            | -                        | -            | -               | 44                                | 41                            | 163                     | 18           | 181             | 53 868                            | 37 983                        |
| 02                  | 119                     | 21           | 140             | 53 798                            | 37 863                        | -                       | -            | -               | 45                                | 35                            | -                        | -            | -               | 44                                | 40                            | 119                     | 21           | 140             | 53 887                            | 37 938                        |
| 03                  | 261                     | 33           | 294             | 53 958                            | 37 883                        | -                       | -            | -               | 45                                | 34                            | -                        | -            | -               | 44                                | 39                            | 261                     | 33           | 294             | 54 047                            | 37 956                        |
| 04                  | 246                     | 23           | 269             | 54 077                            | 37 989                        | -                       | -            | -               | 45                                | 35                            | -                        | -            | -               | 44                                | 43                            | 246                     | 23           | 269             | 54 166                            | 38 067                        |
| 05                  | 263                     | 31           | 294             | 54 230                            | 38 074                        | -                       | -            | -               | 45                                | 32                            | -                        | -            | -               | 44                                | 43                            | 263                     | 31           | 294             | 54 319                            | 38 149                        |
| 06                  | 271                     | 23           | 294             | 54 387                            | 38 156                        | -                       | -            | -               | 45                                | 30                            | -                        | -            | -               | 44                                | 40                            | 271                     | 23           | 294             | 54 476                            | 38 226                        |
| 07                  | 233                     | 16           | 249             | 54 517                            | 38 006                        | -                       | -            | -               | 45                                | 30                            | -                        | -            | -               | 44                                | 40                            | 233                     | 16           | 249             | 54 606                            | 38 076                        |
| 08                  | 239                     | 40           | 279             | 54 612                            | 38 234                        | -                       | -            | -               | 45                                | 29                            | -                        | -            | -               | 44                                | 40                            | 239                     | 40           | 279             | 54 701                            | 38 303                        |
| 09                  | 287                     | 26           | 313             | 54 778                            | 38 267                        | -                       | -            | -               | 45                                | 28                            | -                        | -            | -               | 44                                | 36                            | 287                     | 26           | 313             | 54 867                            | 38 331                        |
| 10                  | 296                     | 18           | 314             | 54 970                            | 38 341                        | -                       | -            | -               | 45                                | 33                            | -                        | -            | -               | 44                                | 37                            | 296                     | 18           | 314             | 55 059                            | 38 411                        |
| 11                  | 300                     | 20           | 320             | 55 171                            | 38 572                        | -                       | 1            | 1               | 46                                | 31                            | -                        | -            | -               | 44                                | 39                            | 300                     | 21           | 321             | 55 261                            | 38 642                        |
| 12                  | 172                     | 15           | 187             | 55 196                            | 38 545                        | -                       | -            | -               | 46                                | 32                            | -                        | -            | -               | 44                                | 40                            | 172                     | 15           | 187             | 55 286                            | 38 617                        |
| 2012 / 01           | 149                     | 24           | 173             | 55 274                            | 38 571                        | -                       | -            | -               | 46                                | 33                            | -                        | -            | -               | 44                                | 39                            | 149                     | 24           | 173             | 55 364                            | 38 643                        |
| 02                  | 219                     | 18           | 237             | 55 377                            | 38 684                        | -                       | 1            | 1               | 47                                | 30                            | -                        | -            | -               | 44                                | 40                            | 219                     | 19           | 238             | 55 468                            | 38 754                        |
| 03                  | 275                     | 16           | 291             | 55 559                            | 38 623                        | -                       | -            | -               | 47                                | 29                            | -                        | -            | -               | 44                                | 39                            | 275                     | 16           | 291             | 55 650                            | 38 691                        |
| 04                  | 236                     | 20           | 256             | 55 670                            | 38 571                        | -                       | -            | -               | 47                                | 29                            | 2                        | -            | 2               | 46                                | 36                            | 238                     | 20           | 258             | 55 763                            | 38 636                        |
| 05                  | 335                     | 20           | 355             | 55 840                            | 38 778                        | -                       | -            | -               | 47                                | 29                            | 1                        | -            | 1               | 47                                | 35                            | 336                     | 20           | 356             | 55 934                            | 38 842                        |

註：(1) 車輛登記 - 車輛登記是指由運輸署編配車輛登記號碼(車牌)，並將車輛予以適當分類。一部車通常只需登記一次。「新登記」車輛數字指該期間所登記的車輛數目。「全新」指該車輛是全新車輛。「其他」指車輛非全新車輛，包括本地裝配及在本港自用的汽車等。「登記總數」指期末已登記的車輛總數。

(2) 車輛牌照 - 車輛牌照給予車輛在道路上行駛的權利，有效期分為四個月及一年兩種。「領牌總數」指期末的已領牌車輛數字。

Notes: (1) Vehicle Registration - Motor vehicle registration, which is normally a one-off matter, means giving the vehicle a registration mark and putting it into its appropriate class. "New registration" refers to registration during the period. "Brand New" refers to registration of brand new vehicles. "Others" refers to registration of non brand new vehicles which include locally assembled vehicles, "home delivery" vehicles, etc. "Total registration" refers to the total number of vehicles registered as at the end of the period.

(2) Vehicle Licence - Motor vehicle licensing conveys the right for a vehicle to be driven on a road. The valid period is either four months or a year. "Total licensed" figure refers to the total number of vehicles licensed as at the end of the period.

表 4.1(a) (續)  
Table 4.1(a) (cont'd)

2012/05

| 年 / 月<br>Year/Month | 私家車<br>Private Cars     |              |                 |                |                | 的士<br>Taxis             |              |                 |               |               |                         |              |                 |              |              |                         |              |                 |           |           |
|---------------------|-------------------------|--------------|-----------------|----------------|----------------|-------------------------|--------------|-----------------|---------------|---------------|-------------------------|--------------|-----------------|--------------|--------------|-------------------------|--------------|-----------------|-----------|-----------|
|                     |                         |              |                 |                |                | 市區<br>Urban             |              |                 |               |               | 新界<br>New Territories   |              |                 |              |              | 大嶼山<br>Lantau           |              |                 |           |           |
|                     | 新登記<br>New Registration |              |                 | 登記<br>總數       | 領牌<br>總數       | 新登記<br>New Registration |              |                 | 登記<br>總數      | 領牌<br>總數      | 新登記<br>New Registration |              |                 | 登記<br>總數     | 領牌<br>總數     | 新登記<br>New Registration |              |                 | 登記<br>總數  | 領牌<br>總數  |
|                     | 全新<br>Brand New         | 其他<br>Others | 小計<br>Sub-total | Total          | Total          | 全新<br>Brand New         | 其他<br>Others | 小計<br>Sub-total | Total         | Total         | 全新<br>Brand New         | 其他<br>Others | 小計<br>Sub-total | Total        | Total        | 全新<br>Brand New         | 其他<br>Others | 小計<br>Sub-total | Total     | Total     |
| <b>2007</b>         | <b>29 816</b>           | <b>3 308</b> | <b>33 124</b>   | <b>406 995</b> | <b>372 203</b> | <b>266</b>              | -            | <b>266</b>      | <b>15 250</b> | <b>15 246</b> | <b>70</b>               | -            | <b>70</b>       | <b>2 838</b> | <b>2 765</b> | <b>2</b>                | -            | <b>2</b>        | <b>50</b> | <b>50</b> |
| <b>2008</b>         | <b>30 853</b>           | <b>3 761</b> | <b>34 614</b>   | <b>421 062</b> | <b>383 141</b> | <b>489</b>              | -            | <b>489</b>      | <b>15 250</b> | <b>15 234</b> | <b>69</b>               | -            | <b>69</b>       | <b>2 838</b> | <b>2 831</b> | <b>10</b>               | -            | <b>10</b>       | <b>50</b> | <b>50</b> |
| <b>2009</b>         | <b>23 783</b>           | <b>4 649</b> | <b>28 432</b>   | <b>429 754</b> | <b>393 812</b> | <b>309</b>              | -            | <b>309</b>      | <b>15 250</b> | <b>15 240</b> | <b>55</b>               | -            | <b>55</b>       | <b>2 838</b> | <b>2 838</b> | <b>1</b>                | -            | <b>1</b>        | <b>50</b> | <b>50</b> |
| <b>2010</b>         | <b>31 828</b>           | <b>9 412</b> | <b>41 240</b>   | <b>449 400</b> | <b>414 966</b> | <b>351</b>              | -            | <b>351</b>      | <b>15 250</b> | <b>15 243</b> | <b>47</b>               | -            | <b>47</b>       | <b>2 838</b> | <b>2 838</b> | -                       | -            | -               | <b>50</b> | <b>50</b> |
| <b>2011</b>         | <b>34 767</b>           | <b>9 802</b> | <b>44 569</b>   | <b>471 685</b> | <b>434 843</b> | <b>240</b>              | -            | <b>240</b>      | <b>15 250</b> | <b>15 248</b> | <b>36</b>               | -            | <b>36</b>       | <b>2 838</b> | <b>2 834</b> | -                       | -            | -               | <b>50</b> | <b>50</b> |
| 2010 / 12           | 2 826                   | 852          | 3 678           | 449 400        | 414 966        | 20                      | -            | 20              | 15 250        | 15 243        | 2                       | -            | 2               | 2 838        | 2 838        | -                       | -            | -               | 50        | 50        |
| 2011 / 01           | 2 758                   | 1 129        | 3 887           | 451 389        | 417 620        | 34                      | -            | 34              | 15 250        | 15 243        | 1                       | -            | 1               | 2 838        | 2 836        | -                       | -            | -               | 50        | 50        |
| 02                  | 1 737                   | 621          | 2 358           | 452 159        | 417 961        | 25                      | -            | 25              | 15 250        | 15 241        | 4                       | -            | 4               | 2 838        | 2 836        | -                       | -            | -               | 50        | 50        |
| 03                  | 3 469                   | 986          | 4 455           | 454 525        | 420 160        | 19                      | -            | 19              | 15 250        | 15 243        | 7                       | -            | 7               | 2 838        | 2 831        | -                       | -            | -               | 50        | 50        |
| 04                  | 2 594                   | 869          | 3 463           | 456 203        | 421 190        | 21                      | -            | 21              | 15 250        | 15 245        | 3                       | -            | 3               | 2 838        | 2 832        | -                       | -            | -               | 50        | 50        |
| 05                  | 2 309                   | 908          | 3 217           | 457 689        | 422 697        | 14                      | -            | 14              | 15 250        | 15 240        | 1                       | -            | 1               | 2 838        | 2 837        | -                       | -            | -               | 50        | 50        |
| 06                  | 2 556                   | 919          | 3 475           | 459 276        | 424 758        | 12                      | -            | 12              | 15 250        | 15 239        | 5                       | -            | 5               | 2 838        | 2 837        | -                       | -            | -               | 50        | 50        |
| 07                  | 2 849                   | 856          | 3 705           | 461 093        | 425 569        | 15                      | -            | 15              | 15 250        | 15 247        | 5                       | -            | 5               | 2 838        | 2 832        | -                       | -            | -               | 50        | 50        |
| 08                  | 3 305                   | 858          | 4 163           | 463 279        | 428 122        | 19                      | -            | 19              | 15 250        | 15 249        | 3                       | -            | 3               | 2 838        | 2 832        | -                       | -            | -               | 50        | 50        |
| 09                  | 3 154                   | 711          | 3 865           | 465 453        | 429 706        | 18                      | -            | 18              | 15 250        | 15 245        | 3                       | -            | 3               | 2 838        | 2 833        | -                       | -            | -               | 50        | 50        |
| 10                  | 3 232                   | 657          | 3 889           | 467 327        | 431 266        | 29                      | -            | 29              | 15 250        | 15 241        | 1                       | -            | 1               | 2 838        | 2 838        | -                       | -            | -               | 50        | 50        |
| 11                  | 3 535                   | 648          | 4 183           | 469 709        | 433 302        | 20                      | -            | 20              | 15 250        | 15 248        | 2                       | -            | 2               | 2 838        | 2 834        | -                       | -            | -               | 50        | 50        |
| 12                  | 3 269                   | 640          | 3 909           | 471 685        | 434 843        | 14                      | -            | 14              | 15 250        | 15 248        | 1                       | -            | 1               | 2 838        | 2 834        | -                       | -            | -               | 50        | 50        |
| 2012 / 01           | 2 216                   | 736          | 2 952           | 472 979        | 435 501        | 14                      | -            | 14              | 15 250        | 15 246        | 2                       | -            | 2               | 2 838        | 2 834        | -                       | -            | -               | 50        | 50        |
| 02                  | 2 266                   | 768          | 3 034           | 474 173        | 437 511        | 29                      | -            | 29              | 15 250        | 15 241        | 2                       | -            | 2               | 2 838        | 2 834        | -                       | -            | -               | 50        | 50        |
| 03                  | 3 070                   | 787          | 3 857           | 476 090        | 438 622        | 35                      | -            | 35              | 15 250        | 15 246        | 2                       | -            | 2               | 2 838        | 2 834        | -                       | -            | -               | 50        | 50        |
| 04                  | 2 048                   | 723          | 2 771           | 477 154        | 438 987        | 35                      | -            | 35              | 15 250        | 15 241        | 1                       | -            | 1               | 2 838        | 2 834        | -                       | -            | -               | 50        | 50        |
| 05                  | 3 660                   | 851          | 4 511           | 479 732        | 441 620        | 18                      | -            | 18              | 15 250        | 15 239        | 2                       | -            | 2               | 2 838        | 2 834        | -                       | -            | -               | 50        | 50        |

表 4.1(a) (續)  
Table 4.1(a) (cont'd)

2012/05

| 年 / 月<br>Year/Month | 的士<br>Taxis             |                 |       |                   |                      | 公共巴士 Public Buses       |                 |              |                   |                      |                         |                 |              |                   |                      |
|---------------------|-------------------------|-----------------|-------|-------------------|----------------------|-------------------------|-----------------|--------------|-------------------|----------------------|-------------------------|-----------------|--------------|-------------------|----------------------|
|                     | 小計<br>Sub-total         |                 |       |                   |                      | 專營 Franchised           |                 |              |                   |                      |                         |                 |              |                   |                      |
|                     |                         |                 |       |                   |                      | 九巴 KMB                  |                 |              |                   |                      |                         |                 |              |                   |                      |
|                     |                         |                 |       |                   |                      | 單層 Single Deck          |                 |              |                   |                      | 雙層 Double Deck          |                 |              |                   |                      |
|                     | 新登記<br>New Registration |                 |       | 登記<br>總數<br>Total | 領牌<br>總數<br>Licensed | 新登記<br>New Registration |                 |              | 登記<br>總數<br>Total | 領牌<br>總數<br>Licensed | 新登記<br>New Registration |                 |              | 登記<br>總數<br>Total | 領牌<br>總數<br>Licensed |
| 全新<br>Brand New     | 其他<br>Others            | 小計<br>Sub-total | Total | Total             | 全新<br>Brand New      | 其他<br>Others            | 小計<br>Sub-total | Registration | Licensed          | 全新<br>Brand New      | 其他<br>Others            | 小計<br>Sub-total | Registration | Licensed          |                      |
| 2007                | 338                     | -               | 338   | 18 138            | 18 061               | -                       | 1               | 1            | 151               | 151                  | 1                       | 53              | 54           | 3 896             | 3 876                |
| 2008                | 568                     | -               | 568   | 18 138            | 18 115               | -                       | -               | -            | 128               | 128                  | 1                       | 20              | 21           | 3 805             | 3 797                |
| 2009                | 365                     | -               | 365   | 18 138            | 18 128               | 42                      | -               | 42           | 151               | 151                  | 9                       | -               | 9            | 3 729             | 3 728                |
| 2010                | 398                     | -               | 398   | 18 138            | 18 131               | 48                      | -               | 48           | 157               | 157                  | 83                      | 2               | 85           | 3 665             | 3 662                |
| 2011                | 276                     | -               | 276   | 18 138            | 18 132               | 32                      | -               | 32           | 165               | 165                  | 199                     | 2               | 201          | 3 726             | 3 725                |
|                     |                         |                 |       |                   |                      |                         |                 | -            |                   |                      |                         |                 |              |                   |                      |
| 2010 / 12           | 22                      | -               | 22    | 18 138            | 18 131               | -                       | -               | -            | 157               | 157                  | 1                       | -               | 1            | 3 665             | 3 662                |
| 2011 / 01           | 35                      | -               | 35    | 18 138            | 18 129               | -                       | -               | -            | 156               | 156                  | -                       | -               | -            | 3 652             | 3 650                |
| 02                  | 29                      | -               | 29    | 18 138            | 18 127               | -                       | -               | -            | 155               | 155                  | 15                      | -               | 15           | 3 640             | 3 635                |
| 03                  | 26                      | -               | 26    | 18 138            | 18 124               | 1                       | -               | 1            | 155               | 155                  | -                       | -               | -            | 3 609             | 3 606                |
| 04                  | 24                      | -               | 24    | 18 138            | 18 127               | 2                       | -               | 2            | 155               | 155                  | -                       | -               | -            | 3 605             | 3 597                |
| 05                  | 15                      | -               | 15    | 18 138            | 18 127               | 5                       | -               | 5            | 151               | 151                  | 55                      | -               | 55           | 3 656             | 3 641                |
| 06                  | 17                      | -               | 17    | 18 138            | 18 126               | 6                       | -               | 6            | 153               | 153                  | 35                      | -               | 35           | 3 682             | 3 680                |
| 07                  | 20                      | -               | 20    | 18 138            | 18 129               | 4                       | -               | 4            | 157               | 157                  | 46                      | 2               | 48           | 3 730             | 3 695                |
| 08                  | 22                      | -               | 22    | 18 138            | 18 131               | 9                       | -               | 9            | 166               | 166                  | 6                       | -               | 6            | 3 726             | 3 724                |
| 09                  | 21                      | -               | 21    | 18 138            | 18 128               | 3                       | -               | 3            | 169               | 169                  | 23                      | -               | 23           | 3 744             | 3 741                |
| 10                  | 30                      | -               | 30    | 18 138            | 18 129               | -                       | -               | -            | 168               | 168                  | -                       | -               | -            | 3 719             | 3 712                |
| 11                  | 22                      | -               | 22    | 18 138            | 18 132               | -                       | -               | -            | 164               | 164                  | 5                       | -               | 5            | 3 722             | 3 711                |
| 12                  | 15                      | -               | 15    | 18 138            | 18 132               | 2                       | -               | 2            | 165               | 165                  | 14                      | -               | 14           | 3 726             | 3 725                |
| 2012 / 01           | 16                      | -               | 16    | 18 138            | 18 130               | -                       | -               | -            | 165               | 165                  | -                       | 2               | 2            | 3 728             | 3 726                |
| 02                  | 31                      | -               | 31    | 18 138            | 18 125               | 6                       | -               | 6            | 171               | 171                  | -                       | 1               | 1            | 3 729             | 3 727                |
| 03                  | 37                      | -               | 37    | 18 138            | 18 130               | 11                      | -               | 11           | 172               | 172                  | 15                      | -               | 15           | 3 730             | 3 729                |
| 04                  | 36                      | -               | 36    | 18 138            | 18 125               | 3                       | -               | 3            | 175               | 175                  | 22                      | -               | 22           | 3 732             | 3 731                |
| 05                  | 20                      | -               | 20    | 18 138            | 18 123               | 8                       | -               | 8            | 182               | 182                  | 24                      | -               | 24           | 3 738             | 3 734                |

表 4.1(a) (續)  
Table 4.1(a) (cont'd)

2012/05

| 年 / 月<br>Year/Month |              | 公共巴士 Public Buses          |       |       |                 |              |                         |       |       |                 |              |                            |       |       |                 |              |                         |       |       |          |
|---------------------|--------------|----------------------------|-------|-------|-----------------|--------------|-------------------------|-------|-------|-----------------|--------------|----------------------------|-------|-------|-----------------|--------------|-------------------------|-------|-------|----------|
|                     |              | 專營 Franchised              |       |       |                 |              |                         |       |       |                 |              |                            |       |       |                 |              |                         |       |       |          |
|                     |              | 城巴專營 1 Citybus Franchise 1 |       |       |                 |              |                         |       |       |                 |              | 城巴專營 2 Citybus Franchise 2 |       |       |                 |              |                         |       |       |          |
|                     |              | 單層 Single Deck             |       |       |                 |              | 雙層 Double Deck          |       |       |                 |              | 單層 Single Deck             |       |       |                 |              | 雙層 Double Deck          |       |       |          |
|                     |              | 新登記<br>New Registration    |       |       | 登記<br>總數        | 領牌<br>總數     | 新登記<br>New Registration |       |       | 登記<br>總數        | 領牌<br>總數     | 新登記<br>New Registration    |       |       | 登記<br>總數        | 領牌<br>總數     | 新登記<br>New Registration |       |       | 登記<br>總數 |
| 全新<br>Brand New     | 其他<br>Others | 小計<br>Sub-total            | Total | Total | 全新<br>Brand New | 其他<br>Others | 小計<br>Sub-total         | Total | Total | 全新<br>Brand New | 其他<br>Others | 小計<br>Sub-total            | Total | Total | 全新<br>Brand New | 其他<br>Others | 小計<br>Sub-total         | Total | Total |          |
| 2007                | -            | -                          | -     | 68    | 66              | 5            | -                       | 5     | 682   | 681             | -            | -                          | -     | 20    | 20              | -            | 4                       | 4     | 152   | 152      |
| 2008                | -            | -                          | -     | 66    | 61              | 5            | -                       | 5     | 687   | 687             | -            | -                          | -     | 20    | 19              | -            | -                       | -     | 152   | 151      |
| 2009                | -            | -                          | -     | 65    | 63              | 18           | -                       | 18    | 696   | 696             | -            | -                          | -     | 20    | 20              | -            | -                       | -     | 152   | 152      |
| 2010                | -            | -                          | -     | 65    | 65              | 73           | -                       | 73    | 748   | 701             | -            | -                          | -     | 20    | 20              | -            | -                       | -     | 152   | 152      |
| 2011                | -            | -                          | -     | 65    | 65              | 43           | 1                       | 44    | 718   | 701             | -            | -                          | -     | 19    | 19              | 2            | 1                       | 3     | 153   | 153      |
| 2010 / 12           | -            | -                          | -     | 65    | 65              | 8            | -                       | 8     | 748   | 701             | -            | -                          | -     | 20    | 20              | -            | -                       | -     | 152   | 152      |
| 2011 / 01           | -            | -                          | -     | 65    | 65              | 5            | -                       | 5     | 747   | 695             | -            | -                          | -     | 20    | 19              | 2            | -                       | 2     | 154   | 151      |
| 02                  | -            | -                          | -     | 65    | 65              | -            | -                       | -     | 743   | 703             | -            | -                          | -     | 19    | 19              | -            | -                       | -     | 153   | 150      |
| 03                  | -            | -                          | -     | 65    | 65              | -            | -                       | -     | 735   | 700             | -            | -                          | -     | 19    | 19              | -            | -                       | -     | 153   | 153      |
| 04                  | -            | -                          | -     | 65    | 65              | -            | -                       | -     | 712   | 699             | -            | -                          | -     | 19    | 19              | -            | -                       | -     | 153   | 153      |
| 05                  | -            | -                          | -     | 65    | 65              | -            | -                       | -     | 712   | 697             | -            | -                          | -     | 19    | 19              | -            | -                       | -     | 153   | 153      |
| 06                  | -            | -                          | -     | 65    | 65              | 1            | -                       | 1     | 711   | 697             | -            | -                          | -     | 19    | 19              | -            | -                       | -     | 153   | 153      |
| 07                  | -            | -                          | -     | 65    | 65              | -            | -                       | -     | 709   | 696             | -            | -                          | -     | 19    | 19              | -            | -                       | -     | 153   | 150      |
| 08                  | -            | -                          | -     | 65    | 65              | 6            | 1                       | 7     | 714   | 699             | -            | -                          | -     | 19    | 19              | -            | -                       | -     | 153   | 149      |
| 09                  | -            | -                          | -     | 65    | 65              | 7            | -                       | 7     | 715   | 698             | -            | -                          | -     | 19    | 19              | -            | -                       | -     | 152   | 148      |
| 10                  | -            | -                          | -     | 65    | 65              | 10           | -                       | 10    | 718   | 702             | -            | -                          | -     | 19    | 19              | -            | 1                       | 1     | 153   | 152      |
| 11                  | -            | -                          | -     | 65    | 65              | 8            | -                       | 8     | 720   | 700             | -            | -                          | -     | 19    | 19              | -            | -                       | -     | 153   | 152      |
| 12                  | -            | -                          | -     | 65    | 65              | 6            | -                       | 6     | 718   | 701             | -            | -                          | -     | 19    | 19              | -            | -                       | -     | 153   | 153      |
| 2012 / 01           | -            | -                          | -     | 65    | 65              | -            | -                       | -     | 712   | 698             | -            | -                          | -     | 19    | 19              | -            | -                       | -     | 153   | 152      |
| 02                  | -            | -                          | -     | 65    | 65              | -            | -                       | -     | 706   | 694             | -            | -                          | -     | 19    | 19              | -            | -                       | -     | 153   | 150      |
| 03                  | -            | -                          | -     | 65    | 65              | -            | -                       | -     | 706   | 694             | -            | -                          | -     | 19    | 18              | -            | -                       | -     | 153   | 152      |
| 04                  | -            | -                          | -     | 65    | 65              | -            | -                       | -     | 706   | 694             | -            | -                          | -     | 19    | 19              | -            | -                       | -     | 153   | 152      |
| 05                  | -            | -                          | -     | 65    | 65              | -            | -                       | -     | 702   | 694             | -            | -                          | -     | 19    | 19              | -            | -                       | -     | 153   | 151      |

表 4.1(a) (續)  
Table 4.1(a) (cont'd)

2012/05

|            |  | 公共巴士 Public Buses |        |           |                |          |                  |        |           |              |                |                  |        |                |              |          |                  |        |           |              |          |
|------------|--|-------------------|--------|-----------|----------------|----------|------------------|--------|-----------|--------------|----------------|------------------|--------|----------------|--------------|----------|------------------|--------|-----------|--------------|----------|
|            |  | 專營 Franchised     |        |           |                |          |                  |        |           |              |                |                  |        |                |              |          |                  |        |           |              |          |
|            |  | 新巴 NWFB           |        |           |                |          |                  |        |           |              | 龍運 LWB         |                  |        |                |              |          |                  |        |           |              |          |
|            |  | 單層 Single Deck    |        |           | 雙層 Double Deck |          |                  |        |           |              | 單層 Single Deck |                  |        | 雙層 Double Deck |              |          |                  |        |           |              |          |
| 年 / 月      |  | 新登記               |        |           | 登記             | 領牌       | 新登記              |        |           | 登記           | 領牌             | 新登記              |        |                | 登記           | 領牌       | 新登記              |        |           | 登記           | 領牌       |
| Year/Month |  | New Registration  |        |           | Total          | Total    | New Registration |        |           | Total        | Total          | New Registration |        |                | Total        | Total    | New Registration |        |           | Total        | Total    |
|            |  | 全新                | 其他     | 小計        |                |          | 全新               | 其他     | 小計        |              |                | 全新               | 其他     | 小計             |              |          | 全新               | 其他     | 小計        |              |          |
|            |  | Brand New         | Others | Sub-total | Registration   | Licensed | Brand New        | Others | Sub-total | Registration | Licensed       | Brand New        | Others | Sub-total      | Registration | Licensed | Brand New        | Others | Sub-total | Registration | Licensed |
| 2007       |  | -                 | -      | -         | 36             | 35       | -                | -      | -         | 662          | 659            | -                | -      | -              | 7            | 3        | -                | 8      | 8         | 152          | 152      |
| 2008       |  | -                 | -      | -         | 36             | 35       | 18               | -      | 18        | 677          | 657            | -                | -      | -              | 3            | 3        | -                | 2      | 2         | 154          | 154      |
| 2009       |  | -                 | -      | -         | 36             | 34       | 20               | -      | 20        | 679          | 671            | -                | -      | -              | 2            | 2        | 11               | -      | 11        | 165          | 165      |
| 2010       |  | -                 | -      | -         | 36             | 36       | 24               | -      | 20        | 675          | 668            | -                | -      | -              | -            | -        | 21               | -      | 21        | 166          | 165      |
| 2011       |  | -                 | -      | -         | 36             | 36       | 24               | -      | 24        | 671          | 667            | -                | -      | -              | -            | -        | 14               | 1      | 15        | 164          | 163      |
| 2010 / 12  |  | -                 | -      | -         | 36             | 36       | -                | -      | -         | 675          | 668            | -                | -      | -              | -            | -        | -                | -      | -         | 166          | 165      |
| 2011 / 01  |  | -                 | -      | -         | 36             | 36       | 1                | -      | 1         | 676          | 666            | -                | -      | -              | -            | -        | -                | -      | -         | 166          | 166      |
| 02         |  | -                 | -      | -         | 36             | 36       | 3                | -      | 3         | 679          | 665            | -                | -      | -              | -            | -        | -                | -      | -         | 166          | 166      |
| 03         |  | -                 | -      | -         | 36             | 36       | 9                | -      | 9         | 687          | 674            | -                | -      | -              | -            | -        | -                | -      | -         | 166          | 166      |
| 04         |  | -                 | -      | -         | 36             | 36       | 7                | -      | 7         | 684          | 679            | -                | -      | -              | -            | -        | -                | -      | -         | 165          | 165      |
| 05         |  | -                 | -      | -         | 36             | 36       | 4                | -      | 4         | 687          | 680            | -                | -      | -              | -            | -        | 2                | -      | 2         | 166          | 165      |
| 06         |  | -                 | -      | -         | 36             | 36       | -                | -      | -         | 687          | 677            | -                | -      | -              | -            | -        | -                | 1      | 1         | 167          | 167      |
| 07         |  | -                 | -      | -         | 36             | 36       | -                | -      | -         | 681          | 670            | -                | -      | -              | -            | -        | 4                | -      | 4         | 168          | 166      |
| 08         |  | -                 | -      | -         | 36             | 36       | -                | -      | -         | 677          | 670            | -                | -      | -              | -            | -        | 2                | -      | 2         | 167          | 165      |
| 09         |  | -                 | -      | -         | 36             | 36       | -                | -      | -         | 671          | 670            | -                | -      | -              | -            | -        | 4                | -      | 4         | 167          | 164      |
| 10         |  | -                 | -      | -         | 36             | 36       | -                | -      | -         | 671          | 671            | -                | -      | -              | -            | -        | 2                | -      | 2         | 166          | 161      |
| 11         |  | -                 | -      | -         | 36             | 36       | -                | -      | -         | 671          | 671            | -                | -      | -              | -            | -        | -                | -      | -         | 164          | 163      |
| 12         |  | -                 | -      | -         | 36             | 36       | -                | -      | -         | 671          | 667            | -                | -      | -              | -            | -        | -                | -      | -         | 164          | 163      |
| 2012 / 01  |  | -                 | -      | -         | 36             | 36       | -                | -      | -         | 671          | 670            | -                | -      | -              | -            | -        | 3                | -      | 3         | 165          | 163      |
| 02         |  | -                 | -      | -         | 36             | 36       | -                | -      | -         | 671          | 671            | -                | -      | -              | -            | -        | -                | -      | -         | 164          | 164      |
| 03         |  | -                 | -      | -         | 36             | 36       | -                | -      | -         | 671          | 671            | -                | -      | -              | -            | -        | 2                | -      | 2         | 165          | 165      |
| 04         |  | -                 | -      | -         | 36             | 36       | -                | -      | -         | 671          | 671            | -                | -      | -              | -            | -        | 3                | -      | 3         | 167          | 166      |
| 05         |  | -                 | -      | -         | 36             | 36       | 13               | -      | 13        | 684          | 681            | -                | -      | -              | -            | -        | 5                | -      | 5         | 167          | 166      |

表 4.1(a) (續)  
Table 4.1(a) (cont'd)

2012/05

| 年 / 月<br>Year/Month |    | 公共巴士 Public Buses       |              |                 |                   |                      |                         |              |                 |                   |                      |   |              |                 |                   |                      |                         |              |                 |                   |                      |
|---------------------|----|-------------------------|--------------|-----------------|-------------------|----------------------|-------------------------|--------------|-----------------|-------------------|----------------------|---|--------------|-----------------|-------------------|----------------------|-------------------------|--------------|-----------------|-------------------|----------------------|
|                     |    | 專營 Franchised           |              |                 |                   |                      |                         |              |                 |                   |                      | 非專營 Non-franchised                                  |              |                 |                   |                      |                         |              |                 |                   |                      |
|                     |    | 新大嶼山巴士 NLB              |              |                 |                   |                      |                         |              |                 |                   |                      | 港鐵巴士(新界西北)<br>MTR Buses (Northwest New Territories) |              |                 |                   |                      |                         |              |                 |                   |                      |
|                     |    | 單層 Single Deck          |              |                 |                   |                      | 雙層 Double Deck          |              |                 |                   |                      | 單層 Single Deck                                      |              |                 |                   |                      | 雙層 Double Deck          |              |                 |                   |                      |
|                     |    | 新登記<br>New Registration |              |                 | 登記<br>總數<br>Total | 領牌<br>總數<br>Licensed | 新登記<br>New Registration |              |                 | 登記<br>總數<br>Total | 領牌<br>總數<br>Licensed | 新登記<br>New Registration                             |              |                 | 登記<br>總數<br>Total | 領牌<br>總數<br>Licensed | 新登記<br>New Registration |              |                 | 登記<br>總數<br>Total | 領牌<br>總數<br>Licensed |
|                     |    | 全新<br>Brand New         | 其他<br>Others | 小計<br>Sub-total |                   |                      | 全新<br>Brand New         | 其他<br>Others | 小計<br>Sub-total |                   |                      | 全新<br>Brand New                                     | 其他<br>Others | 小計<br>Sub-total |                   |                      | 全新<br>Brand New         | 其他<br>Others | 小計<br>Sub-total |                   |                      |
| 2007                | -  | 11                      | 11           | 94              | 94                | -                    | -                       | -            | -               | -                 | -                    | -   | -            | 26              | 26                | -                    | -                       | -            | 81              | 81                |                      |
| 2008                | 10 | -                       | 10           | 102             | 102               | -                    | -                       | -            | -               | -                 | -                    | -   | -            | 21              | 21                | -                    | -                       | -            | 81              | 81                |                      |
| 2009                | -  | 2                       | 2            | 104             | 104               | -                    | -                       | -            | -               | -                 | -                    | 8   | 8            | 26              | 26                | -                    | -                       | -            | 81              | 81                |                      |
| 2010                | 9  | -                       | 9            | 112             | 103               | -                    | -                       | -            | -               | -                 | -                    | -   | -            | 26              | 26                | -                    | 8                       | 8            | 89              | 89                |                      |
| 2011                | 5  | -                       | 5            | 104             | 104               | -                    | -                       | -            | -               | -                 | -                    | -   | -            | 26              | 26                | -                    | 3                       | 3            | 92              | 90                |                      |
| 2010 / 12           | 3  | -                       | 3            | 112             | 103               | -                    | -                       | -            | -               | -                 | -                    | -   | -            | 26              | 26                | -                    | 1                       | 1            | 89              | 89                |                      |
| 2011 / 01           | -  | -                       | -            | 111             | 104               | -                    | -                       | -            | -               | -                 | -                    | -   | -            | 26              | 26                | -                    | -                       | -            | 89              | 89                |                      |
| 02                  | -  | -                       | -            | 111             | 104               | -                    | -                       | -            | -               | -                 | -                    | -   | -            | 26              | 26                | -                    | -                       | -            | 89              | 89                |                      |
| 03                  | -  | -                       | -            | 106             | 102               | -                    | -                       | -            | -               | -                 | -                    | -   | -            | 26              | 26                | -                    | 1                       | 1            | 90              | 90                |                      |
| 04                  | -  | -                       | -            | 105             | 104               | -                    | -                       | -            | -               | -                 | -                    | -   | -            | 26              | 26                | -                    | 2                       | 2            | 92              | 92                |                      |
| 05                  | -  | -                       | -            | 105             | 104               | -                    | -                       | -            | -               | -                 | -                    | -   | -            | 26              | 26                | -                    | -                       | -            | 92              | 92                |                      |
| 06                  | -  | -                       | -            | 104             | 104               | -                    | -                       | -            | -               | -                 | -                    | -   | -            | 26              | 26                | -                    | -                       | -            | 92              | 92                |                      |
| 07                  | -  | -                       | -            | 104             | 104               | -                    | -                       | -            | -               | -                 | -                    | -   | -            | 26              | 26                | -                    | -                       | -            | 92              | 92                |                      |
| 08                  | 5  | -                       | 5            | 104             | 104               | -                    | -                       | -            | -               | -                 | -                    | -   | -            | 26              | 26                | -                    | -                       | -            | 92              | 92                |                      |
| 09                  | -  | -                       | -            | 104             | 104               | -                    | -                       | -            | -               | -                 | -                    | -   | -            | 26              | 26                | -                    | -                       | -            | 92              | 92                |                      |
| 10                  | -  | -                       | -            | 104             | 104               | -                    | -                       | -            | -               | -                 | -                    | -   | -            | 26              | 26                | -                    | -                       | -            | 92              | 92                |                      |
| 11                  | -  | -                       | -            | 104             | 104               | -                    | -                       | -            | -               | -                 | -                    | -   | -            | 26              | 26                | -                    | -                       | -            | 92              | 92                |                      |
| 12                  | -  | -                       | -            | 104             | 104               | -                    | -                       | -            | -               | -                 | -                    | -   | -            | 26              | 26                | -                    | -                       | -            | 92              | 90                |                      |
| 2012 / 01           | -  | -                       | -            | 104             | 104               | -                    | -                       | -            | -               | -                 | -                    | -   | -            | 26              | 26                | -                    | -                       | -            | 92              | 92                |                      |
| 02                  | -  | -                       | -            | 104             | 103               | -                    | -                       | -            | -               | -                 | -                    | -   | -            | 26              | 26                | -                    | -                       | -            | 92              | 92                |                      |
| 03                  | -  | -                       | -            | 104             | 104               | -                    | -                       | -            | -               | -                 | -                    | -   | -            | 26              | 24                | -                    | -                       | -            | 92              | 92                |                      |
| 04                  | -  | -                       | -            | 104             | 104               | -                    | -                       | -            | -               | -                 | -                    | -   | -            | 26              | 24                | -                    | -                       | -            | 92              | 92                |                      |
| 05                  | -  | -                       | -            | 104             | 104               | -                    | -                       | -            | -               | -                 | -                    | -   | -            | 24              | 24                | 2                    | -                       | 2            | 94              | 94                |                      |

表 4.1(a) (續)  
Table 4.1(a) (cont'd)

2012/05

| 年 / 月<br>Year/Month | 公共巴士 Public Buses       |                 |              |                   |                   |                         |                 |              |                   |                   |                         | 私家巴士 Private Buses |              |                   |                   |                         |                 |              |                   |                   |
|---------------------|-------------------------|-----------------|--------------|-------------------|-------------------|-------------------------|-----------------|--------------|-------------------|-------------------|-------------------------|--------------------|--------------|-------------------|-------------------|-------------------------|-----------------|--------------|-------------------|-------------------|
|                     | 非專營 Non-franchised      |                 |              |                   |                   |                         | 小計 Sub-total    |              |                   |                   |                         | 單層 Single Deck     |              |                   |                   |                         |                 |              |                   |                   |
|                     | 其他 Others               |                 |              |                   |                   |                         |                 |              |                   |                   |                         |                    |              |                   |                   |                         |                 |              |                   |                   |
|                     | 單層 Single Deck          |                 |              | 雙層 Double Deck    |                   |                         |                 |              |                   |                   |                         |                    |              |                   |                   |                         |                 |              |                   |                   |
|                     | 新登記<br>New Registration |                 |              | 登記<br>總數<br>Total | 領牌<br>總數<br>Total | 新登記<br>New Registration |                 |              | 登記<br>總數<br>Total | 領牌<br>總數<br>Total | 新登記<br>New Registration |                    |              | 登記<br>總數<br>Total | 領牌<br>總數<br>Total | 新登記<br>New Registration |                 |              | 登記<br>總數<br>Total | 領牌<br>總數<br>Total |
| 全新<br>Brand New     | 其他<br>Others            | 小計<br>Sub-total | Registration | Licensed          | 全新<br>Brand New   | 其他<br>Others            | 小計<br>Sub-total | Registration | Licensed          | 全新<br>Brand New   | 其他<br>Others            | 小計<br>Sub-total    | Registration | Licensed          | 全新<br>Brand New   | 其他<br>Others            | 小計<br>Sub-total | Registration | Licensed          |                   |
| 2007                | 340                     | 172             | 512          | 6 848             | 6 746             | -                       | -               | -            | 112               | 92                | 346                     | 249                | 595          | 12 987            | 12 834            | 29                      | 6               | 35           | 461               | 448               |
| 2008                | 425                     | 207             | 632          | 6 861             | 6 752             | 9                       | 6               | 15           | 108               | 103               | 468                     | 235                | 703          | 12 901            | 12 751            | 39                      | 9               | 48           | 472               | 458               |
| 2009                | 257                     | 127             | 384          | 6 850             | 6 752             | 16                      | 1               | 17           | 109               | 109               | 373                     | 138                | 511          | 12 865            | 12 754            | 28                      | 3               | 31           | 472               | 460               |
| 2010                | 345                     | 164             | 509          | 6 847             | 6 771             | 3                       | -               | 3            | 103               | 99                | 602                     | 174                | 776          | 12 861            | 12 714            | 25                      | 3               | 28           | 472               | 463               |
| 2011                | 329                     | 197             | 526          | 6 851             | 6 773             | 2                       | -               | 2            | 102               | 97                | 650                     | 205                | 855          | 12 892            | 12 784            | 16                      | 3               | 19           | 455               | 450               |
| 2010 / 12           | 9                       | 12              | 21           | 6 847             | 6 771             | -                       | -               | -            | 103               | 99                | 21                      | 13                 | 34           | 12 861            | 12 714            | 3                       | 1               | 4            | 472               | 463               |
| 2011 / 01           | 30                      | 22              | 52           | 6 847             | 6 779             | -                       | -               | -            | 103               | 99                | 38                      | 22                 | 60           | 12 848            | 12 701            | 1                       | 1               | 2            | 473               | 460               |
| 02                  | 20                      | 21              | 41           | 6 849             | 6 788             | -                       | -               | -            | 103               | 98                | 38                      | 21                 | 59           | 12 834            | 12 699            | -                       | -               | -            | 473               | 461               |
| 03                  | 53                      | 31              | 84           | 6 855             | 6 781             | -                       | -               | -            | 102               | 99                | 63                      | 32                 | 95           | 12 804            | 12 672            | 3                       | 2               | 5            | 472               | 462               |
| 04                  | 26                      | 10              | 36           | 6 853             | 6 776             | -                       | -               | -            | 100               | 97                | 35                      | 12                 | 47           | 12 770            | 12 663            | 3                       | -               | 3            | 474               | 464               |
| 05                  | 27                      | 10              | 37           | 6 861             | 6 790             | -                       | -               | -            | 100               | 97                | 93                      | 10                 | 103          | 12 829            | 12 716            | -                       | -               | -            | 466               | 453               |
| 06                  | 29                      | 8               | 37           | 6 865             | 6 802             | -                       | -               | -            | 100               | 95                | 71                      | 9                  | 80           | 12 860            | 12 766            | 2                       | -               | 2            | 461               | 450               |
| 07                  | 21                      | 14              | 35           | 6 865             | 6 785             | -                       | -               | -            | 100               | 96                | 75                      | 16                 | 91           | 12 905            | 12 757            | 3                       | -               | 3            | 463               | 450               |
| 08                  | 30                      | 26              | 56           | 6 860             | 6 783             | -                       | -               | -            | 100               | 97                | 58                      | 27                 | 85           | 12 905            | 12 795            | -                       | -               | -            | 461               | 449               |
| 09                  | 19                      | 14              | 33           | 6 865             | 6 776             | -                       | -               | -            | 100               | 96                | 56                      | 14                 | 70           | 12 925            | 12 804            | 1                       | -               | 1            | 462               | 448               |
| 10                  | 33                      | 10              | 43           | 6 858             | 6 767             | 2                       | -               | 2            | 102               | 99                | 47                      | 11                 | 58           | 12 897            | 12 774            | -                       | -               | -            | 461               | 448               |
| 11                  | 29                      | 18              | 47           | 6 851             | 6 770             | -                       | -               | -            | 102               | 99                | 42                      | 18                 | 60           | 12 889            | 12 772            | 2                       | -               | 2            | 459               | 450               |
| 12                  | 12                      | 13              | 25           | 6 851             | 6 773             | -                       | -               | -            | 102               | 97                | 34                      | 13                 | 47           | 12 892            | 12 784            | 1                       | -               | 1            | 455               | 450               |
| 2012 / 01           | 21                      | 14              | 35           | 6 852             | 6 781             | -                       | -               | -            | 102               | 98                | 24                      | 16                 | 40           | 12 890            | 12 795            | 10                      | -               | 10           | 463               | 457               |
| 02                  | 33                      | 16              | 49           | 6 854             | 6 778             | -                       | -               | -            | 102               | 98                | 39                      | 17                 | 56           | 12 892            | 12 794            | 10                      | -               | 10           | 471               | 466               |
| 03                  | 19                      | 13              | 32           | 6 849             | 6 768             | -                       | -               | -            | 102               | 98                | 47                      | 13                 | 60           | 12 890            | 12 788            | 12                      | -               | 12           | 481               | 476               |
| 04                  | 20                      | 22              | 42           | 6 848             | 6 763             | -                       | -               | -            | 102               | 98                | 48                      | 22                 | 70           | 12 896            | 12 790            | 7                       | -               | 7            | 487               | 483               |
| 05                  | 28                      | 34              | 62           | 6 849             | 6 771             | -                       | -               | -            | 102               | 96                | 80                      | 34                 | 114          | 12 919            | 12 817            | 6                       | -               | 6            | 490               | 486               |

表 4.1(a) (續)  
Table 4.1(a) (cont'd)

2012/05

| 年 / 月<br>Year/Month | 私家巴士<br>Private Buses   |              |                 |          |          |                         |              |                 |          |          | 公共小巴<br>Public Light Buses |              |                 |          |          |                         |              |                 |          |          |
|---------------------|-------------------------|--------------|-----------------|----------|----------|-------------------------|--------------|-----------------|----------|----------|----------------------------|--------------|-----------------|----------|----------|-------------------------|--------------|-----------------|----------|----------|
|                     | 雙層<br>Double Deck       |              |                 |          |          | 小計<br>Sub-total         |              |                 |          |          | 紅色小巴<br>RMB                |              |                 |          |          | 專線小巴<br>GMB             |              |                 |          |          |
|                     | 新登記<br>New Registration |              |                 | 登記<br>總數 | 領牌<br>總數 | 新登記<br>New Registration |              |                 | 登記<br>總數 | 領牌<br>總數 | 新登記<br>New Registration    |              |                 | 登記<br>總數 | 領牌<br>總數 | 新登記<br>New Registration |              |                 | 登記<br>總數 | 領牌<br>總數 |
|                     | 全新<br>Brand New         | 其他<br>Others | 小計<br>Sub-total | Total    | Total    | 全新<br>Brand New         | 其他<br>Others | 小計<br>Sub-total | Total    | Total    | 全新<br>Brand New            | 其他<br>Others | 小計<br>Sub-total | Total    | Total    | 全新<br>Brand New         | 其他<br>Others | 小計<br>Sub-total | Total    | Total    |
| 2007                | -                       | -            | -               | 35       | 35       | 29                      | 6            | 35              | 496      | 483      | 27                         | -            | 27              | 1 444    | 1 444    | 86                      | -            | 86              | 2 906    | 2 906    |
| 2008                | -                       | -            | -               | 35       | 35       | 39                      | 9            | 48              | 507      | 493      | 66                         | -            | 66              | 1 429    | 1 429    | 144                     | -            | 144             | 2 921    | 2 921    |
| 2009                | 5                       | -            | 5               | 32       | 32       | 33                      | 3            | 36              | 504      | 492      | 44                         | -            | 44              | 1 372    | 1 371    | 44                      | -            | 44              | 2 978    | 2 976    |
| 2010                | -                       | 1            | 1               | 33       | 33       | 25                      | 4            | 29              | 505      | 496      | 73                         | -            | 73              | 1 331    | 1 330    | 89                      | -            | 89              | 3 019    | 3 018    |
| 2011                | -                       | 12           | 12              | 44       | 43       | 16                      | 15           | 31              | 499      | 493      | 28                         | -            | 28              | 1 293    | 1 290    | 30                      | -            | 30              | 3 057    | 3 055    |
| 2010 / 12           | -                       | -            | -               | 33       | 33       | 3                       | 1            | 4               | 505      | 496      | 5                          | -            | 5               | 1 331    | 1 330    | 5                       | -            | 5               | 3 019    | 3 018    |
| 2011 / 01           | -                       | 2            | 2               | 35       | 35       | 1                       | 3            | 4               | 508      | 495      | 5                          | -            | 5               | 1 328    | 1 327    | 4                       | -            | 4               | 3 022    | 3 021    |
| 02                  | -                       | -            | -               | 35       | 35       | -                       | -            | -               | 508      | 496      | 4                          | -            | 4               | 1 325    | 1 322    | 4                       | -            | 4               | 3 025    | 3 024    |
| 03                  | -                       | 6            | 6               | 41       | 41       | 3                       | 8            | 11              | 513      | 503      | 8                          | -            | 8               | 1 320    | 1 318    | 10                      | -            | 10              | 3 030    | 3 029    |
| 04                  | -                       | 2            | 2               | 43       | 42       | 3                       | 2            | 5               | 517      | 506      | 1                          | -            | 1               | 1 313    | 1 312    | 1                       | -            | 1               | 3 037    | 3 032    |
| 05                  | -                       | -            | -               | 43       | 42       | -                       | -            | -               | 509      | 495      | 2                          | -            | 2               | 1 310    | 1 309    | 2                       | -            | 2               | 3 040    | 3 039    |
| 06                  | -                       | 2            | 2               | 45       | 43       | 2                       | 2            | 4               | 506      | 493      | 1                          | -            | 1               | 1 309    | 1 307    | 1                       | -            | 1               | 3 041    | 3 040    |
| 07                  | -                       | -            | -               | 45       | 44       | 3                       | -            | 3               | 508      | 494      | 1                          | -            | 1               | 1 308    | 1 307    | 1                       | -            | 1               | 3 042    | 3 039    |
| 08                  | -                       | -            | -               | 45       | 44       | -                       | -            | -               | 506      | 493      | 1                          | -            | 1               | 1 312    | 1 311    | 4                       | -            | 4               | 3 038    | 3 037    |
| 09                  | -                       | -            | -               | 45       | 44       | 1                       | -            | 1               | 507      | 492      | 1                          | -            | 1               | 1 310    | 1 309    | 1                       | -            | 1               | 3 040    | 3 039    |
| 10                  | -                       | -            | -               | 45       | 44       | -                       | -            | -               | 506      | 492      | -                          | -            | -               | 1 308    | 1 306    | -                       | -            | -               | 3 042    | 3 039    |
| 11                  | -                       | -            | -               | 45       | 44       | 2                       | -            | 2               | 504      | 494      | 3                          | -            | 3               | 1 303    | 1 302    | 1                       | -            | 1               | 3 047    | 3 046    |
| 12                  | -                       | -            | -               | 44       | 43       | 1                       | -            | 1               | 499      | 493      | 1                          | -            | 1               | 1 293    | 1 290    | 1                       | -            | 1               | 3 057    | 3 055    |
| 2012 / 01           | -                       | -            | -               | 44       | 44       | 10                      | -            | 10              | 507      | 501      | 1                          | -            | 1               | 1 291    | 1 289    | 1                       | -            | 1               | 3 059    | 3 058    |
| 02                  | -                       | -            | -               | 44       | 44       | 10                      | -            | 10              | 515      | 510      | 2                          | -            | 2               | 1 290    | 1 289    | 2                       | -            | 2               | 3 060    | 3 056    |
| 03                  | -                       | -            | -               | 44       | 44       | 12                      | -            | 12              | 525      | 520      | 1                          | -            | 1               | 1 279    | 1 276    | 4                       | -            | 4               | 3 071    | 3 071    |
| 04                  | -                       | 6            | 6               | 50       | 50       | 7                       | 6            | 13              | 537      | 533      | 2                          | -            | 2               | 1 274    | 1 271    | -                       | -            | -               | 3 076    | 3 074    |
| 05                  | -                       | 2            | 2               | 52       | 51       | 6                       | 2            | 8               | 542      | 537      | 1                          | -            | 1               | 1 275    | 1 274    | 2                       | -            | 2               | 3 075    | 3 075    |



表 4.1(a) (續)  
Table 4.1(a) (cont'd)

2012/05

| 年 / 月<br>Year/Month | 公共小巴<br>Public Light Buses |              |                 |          |          | 私家小巴<br>Private Light Buses |              |                 |          |          | 貨車<br>Goods Vehicles                                       |              |                 |          |          |   |              |                 |          |          |
|---------------------|----------------------------|--------------|-----------------|----------|----------|-----------------------------|--------------|-----------------|----------|----------|--|--------------|-----------------|----------|----------|---|--------------|-----------------|----------|----------|
|                     | 小計<br>Sub-total            |              |                 |          |          |                             |              |                 |          |          | 輕型貨車 <sup>(3)</sup><br>Light Goods Vehicles <sup>(3)</sup> |              |                 |          |          | 中型貨車 <sup>(4)</sup><br>Medium Goods Vehicles <sup>(4)</sup> |              |                 |          |          |
|                     | 新登記<br>New Registration    |              |                 | 登記<br>總數 | 領牌<br>總數 | 新登記<br>New Registration     |              |                 | 登記<br>總數 | 領牌<br>總數 | 新登記<br>New Registration                                    |              |                 | 登記<br>總數 | 領牌<br>總數 | 新登記<br>New Registration                                     |              |                 | 登記<br>總數 | 領牌<br>總數 |
|                     | 全新<br>Brand New            | 其他<br>Others | 小計<br>Sub-total | Total    | Total    | 全新<br>Brand New             | 其他<br>Others | 小計<br>Sub-total | Total    | Licensed | 全新<br>Brand New  | 其他<br>Others | 小計<br>Sub-total | Total    | Licensed | 全新<br>Brand New   | 其他<br>Others | 小計<br>Sub-total | Total    | Licensed |
| 2007                | 113                        | -            | 113             | 4 350    | 4 350    | 130                         | -            | 130             | 1 935    | 1 901    | 3 469  | 1 088        | 4 557           | 75 385   | 69 300   | 392   | 1 633        | 2 025           | 41 848   | 38 555   |
| 2008                | 210                        | -            | 210             | 4 350    | 4 350    | 250                         | -            | 250             | 1 971    | 1 936    | 3 964  | 1 209        | 5 173           | 74 363   | 68 967   | 523   | 1 911        | 2 434           | 40 075   | 37 382   |
| 2009                | 88                         | -            | 88              | 4 350    | 4 347    | 126                         | -            | 126             | 2 020    | 1 992    | 1 769  | 551          | 2 320           | 72 505   | 68 342   | 188   | 699          | 887             | 38 387   | 36 092   |
| 2010                | 162                        | -            | 162             | 4 350    | 4 348    | 142                         | -            | 142             | 2 093    | 2 077    | 2 768  | 935          | 3 703           | 72 847   | 69 177   | 757   | 1 652        | 2 409           | 38 588   | 36 994   |
| 2011                | 58                         | -            | 58              | 4 350    | 4 345    | 178                         | 4            | 182             | 2 216    | 2 200    | 3 479  | 897          | 4 376           | 74 442   | 70 359   | 854   | 1 601        | 2 455           | 38 978   | 37 150   |
| 2010 / 12           | 10                         | -            | 10              | 4 350    | 4 348    | 14                          | -            | 14              | 2 093    | 2 077    | 250  | 103          | 353             | 72 847   | 69 177   | 79  | 193          | 272             | 38 588   | 36 994   |
| 2011 / 01           | 9                          | -            | 9               | 4 350    | 4 348    | 12                          | -            | 12              | 2 096    | 2 079    | 299  | 81           | 380             | 72 985   | 69 398   | 43  | 117          | 160             | 38 606   | 37 067   |
| 02                  | 8                          | -            | 8               | 4 350    | 4 346    | 14                          | 4            | 18              | 2 108    | 2 089    | 219  | 33           | 252             | 73 034   | 69 419   | 69  | 71           | 140             | 38 632   | 37 106   |
| 03                  | 18                         | -            | 18              | 4 350    | 4 347    | 26                          | -            | 26              | 2 118    | 2 103    | 372  | 102          | 474             | 73 297   | 69 599   | 158   | 182          | 340             | 38 796   | 37 192   |
| 04                  | 2                          | -            | 2               | 4 350    | 4 344    | 12                          | -            | 12              | 2 128    | 2 108    | 137  | 69           | 206             | 73 275   | 69 492   | 98  | 119          | 217             | 38 800   | 37 207   |
| 05                  | 4                          | -            | 4               | 4 350    | 4 348    | 15                          | -            | 15              | 2 141    | 2 123    | 201  | 109          | 310             | 73 329   | 69 640   | 94  | 170          | 264             | 38 874   | 37 266   |
| 06                  | 2                          | -            | 2               | 4 350    | 4 347    | 12                          | -            | 12              | 2 149    | 2 129    | 259  | 59           | 318             | 73 398   | 69 563   | 79  | 143          | 222             | 38 904   | 37 265   |
| 07                  | 2                          | -            | 2               | 4 350    | 4 346    | 6                           | -            | 6               | 2 153    | 2 129    | 299  | 75           | 374             | 73 510   | 69 683   | 51  | 121          | 172             | 38 905   | 37 216   |
| 08                  | 5                          | -            | 5               | 4 350    | 4 348    | 41                          | -            | 41              | 2 189    | 2 166    | 346  | 65           | 411             | 73 631   | 69 865   | 66  | 150          | 216             | 38 917   | 37 226   |
| 09                  | 2                          | -            | 2               | 4 350    | 4 348    | 12                          | -            | 12              | 2 197    | 2 177    | 422  | 73           | 495             | 73 907   | 70 001   | 47  | 152          | 199             | 38 951   | 37 227   |
| 10                  | -                          | -            | -               | 4 350    | 4 345    | 6                           | -            | 6               | 2 200    | 2 181    | 394  | 73           | 467             | 74 135   | 70 222   | 50  | 112          | 162             | 38 924   | 37 178   |
| 11                  | 4                          | -            | 4               | 4 350    | 4 348    | 7                           | -            | 7               | 2 204    | 2 190    | 272  | 84           | 356             | 74 298   | 70 263   | 46  | 142          | 188             | 38 951   | 37 182   |
| 12                  | 2                          | -            | 2               | 4 350    | 4 345    | 15                          | -            | 15              | 2 216    | 2 200    | 259  | 74           | 333             | 74 442   | 70 359   | 53  | 122          | 175             | 38 978   | 37 150   |
| 2012 / 01           | 2                          | -            | 2               | 4 350    | 4 347    | 12                          | 1            | 13              | 2 229    | 2 211    | 181  | 47           | 228             | 74 510   | 70 292   | 26  | 98           | 124             | 38 981   | 37 035   |
| 02                  | 4                          | -            | 4               | 4 350    | 4 345    | 9                           | -            | 9               | 2 226    | 2 212    | 268  | 57           | 325             | 74 612   | 70 619   | 125   | 113          | 238             | 39 064   | 37 186   |
| 03                  | 5                          | -            | 5               | 4 350    | 4 347    | 12                          | -            | 12              | 2 225    | 2 207    | 315  | 77           | 392             | 74 786   | 70 631   | 64  | 147          | 211             | 39 103   | 37 070   |
| 04                  | 2                          | -            | 2               | 4 350    | 4 345    | 12                          | -            | 12              | 2 236    | 2 221    | 224  | 87           | 311             | 74 924   | 70 650   | 24  | 125          | 149             | 39 131   | 36 998   |
| 05                  | 3                          | -            | 3               | 4 350    | 4 349    | 23                          | 1            | 24              | 2 260    | 2 243    | 330  | 73           | 403             | 75 099   | 70 793   | 43  | 154          | 197             | 39 149   | 36 956   |

註： (3) 輕型貨車 - 許可車輛總重量不超過5.5公噸的貨車。

(4) 中型貨車 - 許可車輛總重量超過5.5公噸而在24公噸及以下的貨車。

Notes : (3) Light Goods Vehicles - Goods vehicles of Permitted Gross Vehicle Weight not exceeding 5.5 tonnes.

(4) Medium Goods Vehicles - Goods vehicles of Permitted Gross Vehicle Weight exceeding 5.5 tonnes but not exceeding 24 tonnes.

表 4.1(a) (續)  
Table 4.1(a) (cont'd)

2012/05

| 年 / 月<br>Year/Month | 貨車<br>Goods Vehicles                                       |        |           |              |          |                         |        |           |              |          | 特別用途車輛 <sup>(6)</sup><br>Special Purpose Vehicles <sup>(6)</sup> |        |           |              |          | 政府車輛 <sup>(7)</sup><br>Government Vehicles <sup>(7)</sup> |        |           |              |          |
|---------------------|--|--------|-----------|--------------|----------|-------------------------|--------|-----------|--------------|----------|--|--------|-----------|--------------|----------|---|--------|-----------|--------------|----------|
|                     | 重型貨車 <sup>(5)</sup><br>Heavy Goods Vehicles <sup>(5)</sup> |        |           |              |          | 小計<br>Sub-total         |        |           |              |          | 電單車<br>Motor Cycles  |        |           |              |          |   |        |           |              |          |
|                     | 新登記<br>New Registration                                    |        |           | 登記<br>總數     | 領牌<br>總數 | 新登記<br>New Registration |        |           | 登記<br>總數     | 領牌<br>總數 | 新登記<br>New Registration  |        |           | 登記<br>總數     | 領牌<br>總數 | 新登記<br>New Registration                                   |        |           | 登記<br>總數     | 領牌<br>總數 |
|                     | 全新   | 其他     | 小計        | Total        | Total    | 全新                      | 其他     | 小計        | Total        | Total    | 全新   | 其他     | 小計        | Total        | Total    | 全新  | 其他     | 小計        | Total        | Total    |
|                     | Brand New  | Others | Sub-total | Registration | Licensed | Brand New               | Others | Sub-total | Registration | Licensed | Brand New  | Others | Sub-total | Registration | Licensed | Brand New   | Others | Sub-total | Registration | Licensed |
| 2007                | -  | 80     | 80        | 3 299        | 2 891    | 3 861                   | 2 801  | 6 662     | 120 532      | 110 746  | 77   | 38     | 115       | 1 239        | 1 099    | 120   | -      | 120       | 1 135        | 1 135    |
| 2008                | 1  | 116    | 117       | 3 154        | 2 913    | 4 488                   | 3 236  | 7 724     | 117 592      | 109 262  | 59   | 84     | 143       | 1 319        | 1 155    | 39  | -      | 39        | 1 086        | 1 086    |
| 2009                | 11   | 124    | 135       | 3 111        | 2 968    | 1 968                   | 1 374  | 3 342     | 114 003      | 107 402  | 34   | 91     | 125       | 1 427        | 1 263    | 34  | -      | 34        | 1 083        | 1 083    |
| 2010                | 6  | 372    | 378       | 3 340        | 3 245    | 3 531                   | 2 959  | 6 490     | 114 775      | 109 416  | 33   | 77     | 110       | 1 466        | 1 325    | 114   | -      | 114       | 953          | 953      |
| 2011                | 6  | 525    | 531       | 3 750        | 3 655    | 4 339                   | 3 023  | 7 362     | 117 170      | 111 164  | 53   | 96     | 149       | 1 556        | 1 406    | 229   | -      | 229       | 932          | 932      |
| 2010 / 12           | 1  | 31     | 32        | 3 340        | 3 245    | 330                     | 327    | 657       | 114 775      | 109 416  | 4  | 5      | 9         | 1 466        | 1 325    | 113   | -      | 113       | 953          | 953      |
| 2011 / 01           | 1  | 42     | 43        | 3 372        | 3 280    | 343                     | 240    | 583       | 114 963      | 109 745  | 5  | 10     | 15        | 1 477        | 1 330    | 30  | -      | 30        | 935          | 935      |
| 02                  | -  | 37     | 37        | 3 399        | 3 310    | 288                     | 141    | 429       | 115 065      | 109 835  | 3  | 4      | 7         | 1 480        | 1 330    | 37  | -      | 37        | 940          | 940      |
| 03                  | 3  | 64     | 67        | 3 436        | 3 338    | 533                     | 348    | 881       | 115 529      | 110 129  | 3  | 2      | 5         | 1 476        | 1 327    | 54  | -      | 54        | 952          | 952      |
| 04                  | -  | 62     | 62        | 3 491        | 3 393    | 235                     | 250    | 485       | 115 566      | 110 092  | 1  | 10     | 11        | 1 484        | 1 338    | 12  | -      | 12        | 953          | 953      |
| 05                  | -  | 56     | 56        | 3 537        | 3 431    | 295                     | 335    | 630       | 115 740      | 110 337  | 6  | 5      | 11        | 1 489        | 1 336    | 45  | -      | 45        | 946          | 946      |
| 06                  | -  | 37     | 37        | 3 568        | 3 454    | 338                     | 239    | 577       | 115 870      | 110 282  | 3  | 23     | 26        | 1 511        | 1 358    | 35  | -      | 35        | 967          | 967      |
| 07                  | -  | 33     | 33        | 3 588        | 3 472    | 350                     | 229    | 579       | 116 003      | 110 371  | 1  | 6      | 7         | 1 515        | 1 357    | 2   | -      | 2         | 955          | 955      |
| 08                  | 2  | 35     | 37        | 3 620        | 3 510    | 414                     | 250    | 664       | 116 168      | 110 601  | 3  | 13     | 16        | 1 528        | 1 368    | -   | -      | -         | 950          | 950      |
| 09                  | -  | 25     | 25        | 3 642        | 3 533    | 469                     | 250    | 719       | 116 500      | 110 761  | 5  | 3      | 8         | 1 526        | 1 377    | 12  | -      | 12        | 945          | 945      |
| 10                  | -  | 41     | 41        | 3 681        | 3 578    | 444                     | 226    | 670       | 116 740      | 110 978  | 5  | 7      | 12        | 1 529        | 1 384    | 2   | -      | 2         | 943          | 943      |
| 11                  | -  | 40     | 40        | 3 701        | 3 607    | 318                     | 266    | 584       | 116 950      | 111 052  | 4  | 7      | 11        | 1 539        | 1 391    | -   | -      | -         | 937          | 937      |
| 12                  | -  | 53     | 53        | 3 750        | 3 655    | 312                     | 249    | 561       | 117 170      | 111 164  | 14   | 6      | 20        | 1 556        | 1 406    | -   | -      | -         | 932          | 932      |
| 2012 / 01           | -  | 40     | 40        | 3 785        | 3 687    | 207                     | 185    | 392       | 117 276      | 111 014  | 1  | 3      | 4         | 1 556        | 1 402    | -   | -      | -         | 931          | 931      |
| 02                  | -  | 46     | 46        | 3 826        | 3 746    | 393                     | 216    | 609       | 117 502      | 111 551  | 1  | 4      | 5         | 1 560        | 1 410    | -   | -      | -         | 925          | 925      |
| 03                  | -  | 43     | 43        | 3 868        | 3 770    | 379                     | 267    | 646       | 117 757      | 111 471  | -  | 8      | 8         | 1 568        | 1 413    | -   | -      | -         | 924          | 924      |
| 04                  | -  | 60     | 60        | 3 924        | 3 822    | 248                     | 272    | 520       | 117 979      | 111 470  | 1  | 4      | 5         | 1 571        | 1 413    | -   | -      | -         | 924          | 924      |
| 05                  | -  | 65     | 65        | 3 967        | 3 871    | 373                     | 292    | 665       | 118 215      | 111 620  | 10   | 2      | 12        | 1 577        | 1 424    | -   | -      | -         | 921          | 921      |

註： (5) 重型貨車 - 許可車輛總重量超過24公噸而在38公噸及以下的貨車。

(6) 不包括只在工業用地及建築用地內使用的貨車。

(7) 不包括軍部車輛。

Notes : (5) Heavy Goods Vehicles - Goods vehicles of Permitted Gross Vehicle Weight exceeding 24 tonnes but not exceeding 38 tonnes.

(6) Excluding goods vehicles used solely within industrial and construction sites.

(7) Excluding Military Vehicles.

表 4.1(a) (續)  
Table 4.1(a) (cont'd)

2012/05

| 年 / 月<br>Year/Month | 政府車輛 <sup>(8)</sup><br>Government Vehicles <sup>(8)</sup> |              |                 |          |          |                         |              |                 |          |          | 總計<br>Total             |              |                 |          |          |
|---------------------|---|--------------|-----------------|----------|----------|-------------------------|--------------|-----------------|----------|----------|-------------------------|--------------|-----------------|----------|----------|
|                     | 其他車輛<br>Other Vehicles                                    |              |                 |          |          | 小計<br>Sub-total         |              |                 |          |          |                         |              |                 |          |          |
|                     | 新登記<br>New Registration                                   |              |                 | 登記<br>總數 | 領牌<br>總數 | 新登記<br>New Registration |              |                 | 登記<br>總數 | 領牌<br>總數 | 新登記<br>New Registration |              |                 | 登記<br>總數 | 領牌<br>總數 |
|                     | 全新<br>Brand New   | 其他<br>Others | 小計<br>Sub-total | Total    | Total    | 全新<br>Brand New         | 其他<br>Others | 小計<br>Sub-total | Total    | Total    | 全新<br>Brand New         | 其他<br>Others | 小計<br>Sub-total | Total    | Total    |
| 2007                | 461   | -            | 461             | 5 185    | 5 185    | 581                     | -            | 581             | 6 320    | 6 320    | 38 313                  | 7 359        | 45 672          | 623 132  | 565 071  |
| 2008                | 499   | -            | 499             | 5 209    | 5 209    | 538                     | -            | 538             | 6 295    | 6 295    | 40 473                  | 8 023        | 48 496          | 636 143  | 575 106  |
| 2009                | 600   | -            | 600             | 5 193    | 5 193    | 634                     | -            | 634             | 6 276    | 6 276    | 29 493                  | 6 752        | 36 245          | 642 270  | 584 070  |
| 2010                | 659   | 76           | 735             | 5 362    | 5 362    | 773                     | 76           | 849             | 6 315    | 6 315    | 39 729                  | 13 165       | 52 894          | 663 726  | 607 796  |
| 2011                | 422   | -            | 422             | 5 365    | 5 365    | 651                     | -            | 651             | 6 297    | 6 297    | 43 838                  | 13 430       | 57 268          | 690 089  | 630 281  |
| 2010 / 12           | 41  | -            | 41              | 5 362    | 5 362    | 154                     | -            | 154             | 6 315    | 6 315    | 3 588                   | 1 234        | 4 822           | 663 726  | 607 796  |
| 2011 / 01           | 51  | -            | 51              | 5 375    | 5 375    | 81                      | -            | 81              | 6 310    | 6 310    | 3 445                   | 1 422        | 4 867           | 665 947  | 610 740  |
| 02                  | 5   | -            | 5               | 5 363    | 5 363    | 42                      | -            | 42              | 6 303    | 6 303    | 2 278                   | 812          | 3 090           | 666 832  | 611 124  |
| 03                  | 21  | -            | 21              | 5 349    | 5 349    | 75                      | -            | 75              | 6 301    | 6 301    | 4 477                   | 1 409        | 5 886           | 669 801  | 613 622  |
| 04                  | 20  | -            | 20              | 5 332    | 5 332    | 32                      | -            | 32              | 6 285    | 6 285    | 3 184                   | 1 166        | 4 350           | 671 607  | 614 720  |
| 05                  | 21  | -            | 21              | 5 324    | 5 324    | 66                      | -            | 66              | 6 270    | 6 270    | 3 066                   | 1 289        | 4 355           | 673 474  | 616 598  |
| 06                  | 23  | -            | 23              | 5 322    | 5 322    | 58                      | -            | 58              | 6 289    | 6 289    | 3 330                   | 1 215        | 4 545           | 675 425  | 618 774  |
| 07                  | 65  | -            | 65              | 5 351    | 5 351    | 67                      | -            | 67              | 6 306    | 6 306    | 3 606                   | 1 123        | 4 729           | 677 577  | 619 534  |
| 08                  | 29  | -            | 29              | 5 354    | 5 354    | 29                      | -            | 29              | 6 304    | 6 304    | 4 116                   | 1 188        | 5 304           | 680 068  | 622 631  |
| 09                  | 53  | -            | 53              | 5 369    | 5 369    | 65                      | -            | 65              | 6 314    | 6 314    | 4 072                   | 1 004        | 5 076           | 682 777  | 624 438  |
| 10                  | 31  | -            | 31              | 5 365    | 5 365    | 33                      | -            | 33              | 6 308    | 6 308    | 4 093                   | 919          | 5 012           | 685 054  | 626 268  |
| 11                  | 47  | -            | 47              | 5 369    | 5 369    | 47                      | -            | 47              | 6 306    | 6 306    | 4 281                   | 960          | 5 241           | 687 850  | 628 629  |
| 12                  | 56  | -            | 56              | 5 365    | 5 365    | 56                      | -            | 56              | 6 297    | 6 297    | 3 890                   | 923          | 4 813           | 690 089  | 630 281  |
| 2012 / 01           | 24  | -            | 24              | 5 359    | 5 359    | 24                      | -            | 24              | 6 290    | 6 290    | 2 661                   | 965          | 3 626           | 691 579  | 630 834  |
| 02                  | 18  | -            | 18              | 5 352    | 5 352    | 18                      | -            | 18              | 6 277    | 6 277    | 2 990                   | 1 024        | 4 014           | 693 101  | 633 489  |
| 03                  | 33  | -            | 33              | 5 344    | 5 344    | 33                      | -            | 33              | 6 268    | 6 268    | 3 870                   | 1 091        | 4 961           | 695 461  | 634 457  |
| 04                  | 44  | -            | 44              | 5 350    | 5 350    | 44                      | -            | 44              | 6 274    | 6 274    | 2 684                   | 1 047        | 3 731           | 696 898  | 634 794  |
| 05                  | 41  | -            | 41              | 5 332    | 5 332    | 41                      | -            | 41              | 6 253    | 6 253    | 4 552                   | 1 202        | 5 754           | 699 920  | 637 828  |

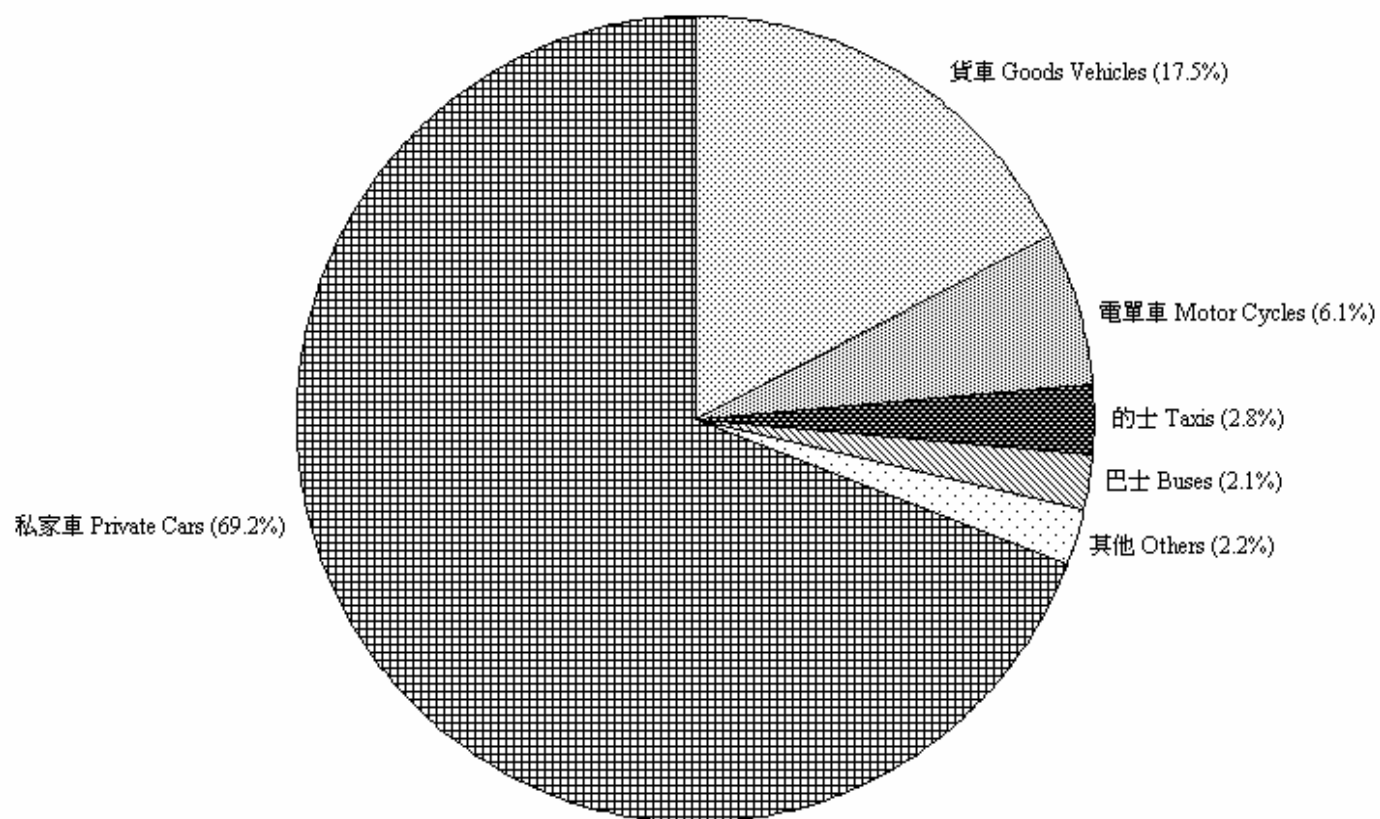
資料來源： 牌照電腦計劃及牌照事務部

Source :

VALID & Licensing Division

圖 4.1 - 按車輛類別劃分的領牌機動車輛數字 (二零一二年五月)  
Chart 4.1 - Licensing of Motorised Vehicles by Type (May 2012)

2012/05



註：其他 - 包括特別用途車輛、小巴及政府車輛。

Note: Others - Includes special purpose vehicles, light buses and government vehicles.

表 4.1(b) : 拖頭及拖車的登記及領牌數字

Table 4.1(b) : Registration and Licensing of Tractors and Trailers

2012/05

| 年 / 月<br>Year/Month | 拖頭 <sup>(1)</sup><br>Tractors <sup>(1)</sup> |              |                 |  |                               |                         |              |                 |                                   |                               | 拖車<br>Trailers          |              |                 |                                   |                               |                         |              |                 |                                   |                               |  |  |
|---------------------|--|--------------|-----------------|--|-------------------------------|-------------------------|--------------|-----------------|-----------------------------------|-------------------------------|-------------------------|--------------|-----------------|-----------------------------------|-------------------------------|-------------------------|--------------|-----------------|-----------------------------------|-------------------------------|--|--|
|                     | 二軸<br>2 Axles                                |              |                 | 多於二軸及未分類<br>More Than 2 Axles and Unclassified |                               |                         |              |                 |                                   |                               | 總計<br>Total             |              |                 | 新登記<br>New Registration           |                               |                         | 登記<br>總數     |                 |                                   | 領牌<br>總數                      |  |  |
|                     | 新登記<br>New Registration                      |              |                 | 登記<br>總數<br>Total<br>Registration              | 領牌<br>總數<br>Total<br>Licensed | 新登記<br>New Registration |              |                 | 登記<br>總數<br>Total<br>Registration | 領牌<br>總數<br>Total<br>Licensed | 新登記<br>New Registration |              |                 | 登記<br>總數<br>Total<br>Registration | 領牌<br>總數<br>Total<br>Licensed | 新登記<br>New Registration |              |                 | 登記<br>總數<br>Total<br>Registration | 領牌<br>總數<br>Total<br>Licensed |  |  |
|                     | 全新<br>Brand New                              | 其他<br>Others | 小計<br>Sub-total |  |                               | 全新<br>Brand New         | 其他<br>Others | 小計<br>Sub-total |                                   |                               | 全新<br>Brand New         | 其他<br>Others | 小計<br>Sub-total |                                   |                               | 全新<br>Brand New         | 其他<br>Others | 小計<br>Sub-total |                                   |                               |  |  |
| 2007                | 351  | 1            | 352             | 10 535   | 9 533                         | 36                      | 1            | 37              | 2 457                             | 2 120                         | 387                     | 2            | 389             | 12 992                            | 11 653                        | 474                     | 1            | 475             | 19 878                            | 16 411                        |  |  |
| 2008                | 481  | -            | 481             | 9 747  | 8 986                         | 35                      | -            | 35              | 2 120                             | 1 848                         | 516                     | -            | 516             | 11 867                            | 10 834                        | 259                     | 1            | 260             | 18 800                            | 15 272                        |  |  |
| 2009                | 131  | -            | 131             | 9 070  | 8 403                         | 48                      | 2            | 50              | 1 941                             | 1 743                         | 179                     | 2            | 181             | 11 011                            | 10 146                        | 150                     | -            | 150             | 17 850                            | 15 021                        |  |  |
| 2010                | 577  | -            | 577             | 8 974  | 8 497                         | 178                     | 8            | 186             | 1 926                             | 1 826                         | 755                     | 8            | 763             | 10 900                            | 10 323                        | 526                     | -            | 526             | 17 392                            | 15 327                        |  |  |
| 2011                | 577  | 2            | 579             | 8 924  | 8 316                         | 273                     | 2            | 275             | 1 997                             | 1 892                         | 850                     | 4            | 854             | 10 921                            | 10 208                        | 499                     | 6            | 505             | 17 142                            | 15 098                        |  |  |
| 2010 / 12           | 54   | -            | 54              | 8 974  | 8 497                         | 25                      | -            | 25              | 1 926                             | 1 826                         | 79                      | -            | 79              | 10 900                            | 10 323                        | 66                      | -            | 66              | 17 392                            | 15 327                        |  |  |
| 2011 / 01           | 31   | -            | 31              | 8 968  | 8 503                         | 12                      | -            | 12              | 1 923                             | 1 828                         | 43                      | -            | 43              | 10 891                            | 10 331                        | 37                      | -            | 37              | 17 344                            | 15 319                        |  |  |
| 02                  | 41   | -            | 41              | 8 976  | 8 533                         | 28                      | -            | 28              | 1 939                             | 1 844                         | 69                      | -            | 69              | 10 915                            | 10 377                        | 27                      | -            | 27              | 17 311                            | 15 283                        |  |  |
| 03                  | 117  | -            | 117             | 9 033  | 8 544                         | 41                      | -            | 41              | 1 963                             | 1 856                         | 158                     | -            | 158             | 10 996                            | 10 400                        | 62                      | 1            | 63              | 17 345                            | 15 249                        |  |  |
| 04                  | 71   | -            | 71              | 9 035  | 8 549                         | 27                      | 2            | 29              | 1 967                             | 1 857                         | 98                      | 2            | 100             | 11 002                            | 10 406                        | 44                      | 2            | 46              | 17 304                            | 15 174                        |  |  |
| 05                  | 51   | -            | 51              | 9 021  | 8 507                         | 43                      | -            | 43              | 1 993                             | 1 886                         | 94                      | -            | 94              | 11 014                            | 10 393                        | 61                      | 2            | 63              | 17 304                            | 15 126                        |  |  |
| 06                  | 48   | -            | 48              | 9 014  | 8 479                         | 31                      | -            | 31              | 2 003                             | 1 895                         | 79                      | -            | 79              | 11 017                            | 10 374                        | 58                      | -            | 58              | 17 271                            | 14 858                        |  |  |
| 07                  | 29   | -            | 29              | 8 990  | 8 426                         | 22                      | -            | 22              | 2 009                             | 1 913                         | 51                      | -            | 51              | 10 999                            | 10 339                        | 44                      | -            | 44              | 17 241                            | 14 964                        |  |  |
| 08                  | 53   | -            | 53              | 8 984  | 8 411                         | 13                      | -            | 13              | 2 002                             | 1 906                         | 66                      | -            | 66              | 10 986                            | 10 317                        | 49                      | 1            | 50              | 17 229                            | 15 019                        |  |  |
| 09                  | 30   | -            | 30              | 8 968  | 8 378                         | 17                      | -            | 17              | 2 011                             | 1 904                         | 47                      | -            | 47              | 10 979                            | 10 282                        | 38                      | -            | 38              | 17 209                            | 15 111                        |  |  |
| 10                  | 36   | -            | 36              | 8 948  | 8 360                         | 14                      | -            | 14              | 2 001                             | 1 899                         | 50                      | -            | 50              | 10 949                            | 10 259                        | 32                      | -            | 32              | 17 188                            | 15 104                        |  |  |
| 11                  | 31   | -            | 31              | 8 936  | 8 343                         | 11                      | -            | 11              | 1 994                             | 1 885                         | 42                      | -            | 42              | 10 930                            | 10 228                        | 30                      | -            | 30              | 17 172                            | 15 105                        |  |  |
| 12                  | 39   | 2            | 41              | 8 924  | 8 316                         | 14                      | -            | 14              | 1 997                             | 1 892                         | 53                      | 2            | 55              | 10 921                            | 10 208                        | 17                      | -            | 17              | 17 142                            | 15 098                        |  |  |
| 2012 / 01           | 22   | -            | 22              | 8 904  | 8 255                         | 4                       | -            | 4               | 1 991                             | 1 878                         | 26                      | -            | 26              | 10 895                            | 10 133                        | 25                      | -            | 25              | 17 143                            | 15 055                        |  |  |
| 02                  | 113  | -            | 113             | 8 966  | 8 303                         | 12                      | 3            | 15              | 1 994                             | 1 886                         | 125                     | 3            | 128             | 10 960                            | 10 189                        | 52                      | -            | 52              | 17 168                            | 15 216                        |  |  |
| 03                  | 52   | -            | 52              | 8 969  | 8 248                         | 12                      | 1            | 13              | 1 981                             | 1 866                         | 64                      | 1            | 65              | 10 950                            | 10 114                        | 52                      | 1            | 53              | 17 202                            | 15 193                        |  |  |
| 04                  | 17   | -            | 17              | 8 950  | 8 184                         | 7                       | -            | 7               | 1 977                             | 1 853                         | 24                      | -            | 24              | 10 927                            | 10 037                        | 31                      | -            | 31              | 17 188                            | 15 122                        |  |  |
| 05                  | 29   | -            | 29              | 8 911  | 8 123                         | 14                      | 16           | 30              | 1 989                             | 1 859                         | 43                      | 16           | 59              | 10 900                            | 9 982                         | 59                      | 1            | 60              | 17 212                            | 15 058                        |  |  |

註： (1) 拖頭屬於中型及重型貨車分類，並已計算在相應的貨車登記及領牌數字內。

Note : (1) Tractors are classified under medium and heavy goods vehicles as appropriate and have been counted in the corresponding registration and licensing figures.

資料來源： 牌照電腦計劃及牌照事務部

Source : VALID & Licensing Division

表 4.2 : 按引擎汽缸容量劃分的私家車登記統計數字 (二零一二年五月)

Table 4.2 : Registered Private Cars by Engine Size (May 2012)

2012/05

| 引擎汽缸容量 (立方厘米)<br>Engine Size (cc) | 新登記 New Registration         |                        |                   | 登記總數 Total Registration                        |                              |                   |
|-----------------------------------|------------------------------|------------------------|-------------------|--|------------------------------|-------------------|
|                                   | 去年同月<br>Same Month Last Year | 月內<br>During the Month | 變動百分率<br>% Change | 去年同月月底<br>As at End of Same<br>Month Last Year | 月底<br>As at End of the Month | 變動百分率<br>% Change |
| ≤ 1 000                           | 31                           | 25                     | -19               | 4 344  | 4 561                        | +5                |
| > 1 000 - 1 500                   | 775                          | 1 029                  | +33               | 101 690  | 106 642                      | +5                |
| > 1 500 - 2 500                   | 1 384                        | 2 202                  | +59               | 220 895  | 231 858                      | +5                |
| > 2 500 - 3 500                   | 721                          | 926                    | +28               | 98 888   | 103 175                      | +4                |
| > 3 500 - 4 500                   | 131                          | 169                    | +29               | 16 008   | 16 447                       | +3                |
| > 4 500                           | 175                          | 160                    | -9                | 15 864   | 17 049                       | +7                |
| 合計<br>Overall                     | 3 217                        | 4 511                  | +40               | 457 689  | 479 732                      | +5                |

表 4.3 : 按許可車輛總重量劃分的貨車及特別用途車輛統計數字 (二零一二年五月)

Table 4.3 : Goods Vehicles and Special Purpose Vehicles by Permitted Gross Vehicle Weight (May 2012)

2012/05

| 許可車輛總重量 (公噸)<br>Permitted Gross Vehicle Weight (Tonnes) | 登記總數 Total Registration                     |                              |                   |
|---|---|------------------------------|-------------------|
|   | 去年同月月底<br>As at End of Same Month Last Year | 月底<br>As at End of the Month | 變動百分率<br>% Change |
| ≤ 1.9   | 590   | 550                          | -7                |
| > 1.9 - 5.5   | 73 541                                      | 75 398                       | +3                |
| > 5.5 - 24.0  | 39 481                                      | 39 779                       | +1                |
| > 24.0 - 38.0   | 3 615                                       | 4 063                        | +12               |
| > 38.0  | 2   | 2                            | -                 |
| 合計<br>Overall   | 117 229                                     | 119 792                      | +2                |

資料來源： 牌照電腦計劃及牌照事務部

Source : VALID & Licensing Division



表 4.4 (續)  
Table 4.4 (cont'd)

2012/05

|   | 汽油<br>Petrol       |                  | 柴油<br>Diesel       |                  | 電力<br>Electric     |                  | 石油氣<br>LP Gas      |                  | 其他 <sup>(1)</sup><br>Others <sup>(1)</sup> |                  | 總計<br>Total        |                  |
|---|--------------------|------------------|--------------------|------------------|--------------------|------------------|--------------------|------------------|--|------------------|--------------------|------------------|
|   | 登記總數<br>Registered | 領牌總數<br>Licensed | 登記總數<br>Registered | 領牌總數<br>Licensed | 登記總數<br>Registered | 領牌總數<br>Licensed | 登記總數<br>Registered | 領牌總數<br>Licensed | 登記總數<br>Registered                         | 領牌總數<br>Licensed | 登記總數<br>Registered | 領牌總數<br>Licensed |
| 公共小型巴士<br>Public Light Buses              | -                  | -                | 1 495              | 1 495            | -                  | -                | 2 855              | 2 854            | -  | -                | 4 350              | 4 349            |
| 私家小型巴士<br>Private Light Buses             | 2                  | 1                | 1 709              | 1 695            | 4                  | 4                | 545                | 543              | -  | -                | 2 260              | 2 243            |
| 輕型貨車<br>Light Goods Vehicles              | 1 384              | 1 117            | 73 708             | 69 669           | 7                  | 7                | -                  | -                | -  | -                | 75 099             | 70 793           |
| 中型貨車<br>Medium Goods Vehicles             | -                  | -                | 39 148             | 36 955           | 1                  | 1                | -                  | -                | -  | -                | 39 149             | 36 956           |
| 重型貨車<br>Heavy Goods Vehicles              | -                  | -                | 3 967              | 3 871            | -                  | -                | -                  | -                | -  | -                | 3 967              | 3 871            |
| 特別用途車輛<br>Special Purpose Vehicles        | 107                | 87               | 1 153              | 1 076            | 99                 | 79               | 212                | 178              | 6  | 4                | 1 577              | 1 424            |
| 總計 <sup>(2)</sup><br>Total <sup>(2)</sup> | 534 572            | 479 358          | 136 923            | 130 131          | 387                | 356              | 21 743             | 21 691           | 42   | 39               | 693 667            | 631 575          |

註： 月底數字

(1) 包括各種其發動機為「渦輪引擎」、「燃油電池車」等的車輛，它們的燃料種類不能進一步被劃分。

(2) 不包括政府車輛。

SD - 單層

DD - 雙層

Notes : Figures refer to end of the month.

(1) Including various vehicles with power plants such as turbine engines, fuel cell vehicles, etc. of which fuel types cannot be further classified.

(2) Excluding Government Vehicles.

SD - Single Deck

DD - Double Deck

資料來源： 牌照電腦計劃及牌照事務部

Source : VALID & Licensing Division



表 4.5 : 驗車中心車輛檢驗數字 (二零一二年五月)  
Table 4.5 : Vehicle Inspections at Vehicle Examination Centres (May 2012)

2012/05

|  |                      | 政府運作的驗車中心<br>Vehicle Inspections at Government Operated Vehicle Examination Centres |   |                       |                       |   |                          |               |                    |   |              |                       |   |                            |                            |   |   |  |              |               |   |              |              |             |   |                            |                            |       |
|--|----------------------|---|---|-----------------------|-----------------------|---|--------------------------|---------------|--------------------|---|--------------|-----------------------|---|----------------------------|----------------------------|---|---|--|--------------|---------------|---|--------------|--------------|-------------|---|----------------------------|----------------------------|-------|
|  |                      | 電單車 <sup>(1)</sup><br>Motor Cycles <sup>(1)</sup>                                   | 私家車 <sup>(1)</sup><br>Private Cars <sup>(1)</sup> | 的士<br>Taxis           |                       |   | 巴士<br>Buses              |               |                    |   |              |                       |   |                            | 小巴<br>Light Buses          |   |   | 貨車 <sup>(2)</sup><br>Goods Vehicles <sup>(2)</sup> |              |               | 拖車<br>Trailers                          |              | 其他<br>Others | 總計<br>Total |   |                            |                            |       |
|  |                      |   |   | 新界及大嶼山<br>NT & Lantau | 市區<br>Urban           | 收費錶<br>檢查<br>Meter<br>Check             | 新車<br>New                | 專營 Franchised |                    |   |              | 其他 Others             |   |                            |                            | 年檢 Annual                               |   | 新車<br>New  | 年檢 Annual    |               | 新車/<br>新登記<br>New / New<br>Registration | 年檢<br>Annual |              |             | 新車/<br>新登記<br>New / New<br>Registration |                            |                            |       |
|  |                      |   |   |                       |                       |   |                          | 九巴<br>KMB     | 城巴<br>City-<br>bus | 新巴<br>NWFB                              | 龍運<br>LWB    | 新大<br>嶼山<br>巴士<br>NLB | 新車/<br>新登記<br>New / New<br>Registration | 港鐵<br>巴士<br>MTR<br>Buses   | 公共<br>Public               | 私家<br>Private                           | 新車/<br>新登記<br>New / New<br>Registration |  | 公共<br>Public | 私家<br>Private |   |              |              |             |   | ≤16<br>公噸<br>≤16<br>Tonnes | >16<br>公噸<br>>16<br>Tonnes |       |
| 新車<br>New  | 九巴<br>KMB            | 城巴<br>City-<br>bus  | 新巴<br>NWFB  | 龍運<br>LWB             | 新大<br>嶼山<br>巴士<br>NLB | 新車/<br>新登記<br>New / New<br>Registration | 港鐵<br>巴士<br>MTR<br>Buses | 公共<br>Public  | 私家<br>Private      | 新車/<br>新登記<br>New / New<br>Registration | 公共<br>Public | 私家<br>Private         | 新車<br>New                               | ≤16<br>公噸<br>≤16<br>Tonnes | >16<br>公噸<br>>16<br>Tonnes | 新車/<br>新登記<br>New / New<br>Registration | 年檢<br>Annual                            | 新車/<br>新登記<br>New / New<br>Registration            | 其他<br>Others |               |   |              |              |             |   |                            |                            |       |
| <b>A. 為發牌及續牌而進行的車輛檢驗 Vehicle Inspection for Licensing &amp; Re-licensing</b> |                      | 驗車數字 No. of Vehicle Inspections   | 109   | 1 392                 | 264                   | 1 634                                   | 1 395                    | 24            | 333                | 75                                      | 52           | 17                    | 12                                      | 40                         | 16                         | 621                                     | 55                                      | 68   | 459          | 130           | 32                                      | 22           | 1 298        | 333         | -                                       | 57                         | -                          | 8 438 |
| 首次檢驗<br>First<br>Inspection  | 及格<br>Passed         | COR   | 109   | 1 207                 | 259                   | 1 488                                   | 1 394                    | 24            | 333                | 75                                      | 50           | 17                    | 9                                       | -                          | 16                         | 538                                     | 49                                      | 65   | 421          | 108           | 23                                      | 21           | 997          | 316         | -                                       | 53                         | -                          | 7 572 |
|  |                      | COF   | -   | -                     | -                     | -                                       | -                        | -             | -                  | -                                       | -            | -                     | 3                                       | 38                         | -                          | 58                                      | 6                                       | 2  | -            | -             | -                                       | -            | -            | -           | -                                       | -                          | -                          | 107   |
|  | 不及格<br>Failed        | Failed  | -   | 92                    | 2                     | 74                                      | 1                        | -             | -                  | -                                       | 1            | -                     | -                                       | 1                          | -                          | 13                                      | -                                       | -  | 20           | 9             | 4                                       | 1            | 144          | 9           | -                                       | 2                          | -                          | 373   |
| 其他檢驗<br>Other<br>Inspection  | 覆驗<br>Re-checks      | Re-checks   | -   | 93                    | 3                     | 72                                      | -                        | -             | -                  | 1                                       | -            | -                     | -                                       | 1                          | -                          | 12                                      | -                                       | 1  | 18           | 13            | 5                                       | -            | 157          | 8           | -                                       | 2                          | -                          | 386   |
|  | 車架檢驗<br>Frame Checks | Frame Checks  | -   | -                     | -                     | -                                       | -                        | -             | -                  | -                                       | -            | -                     | -                                       | -                          | -                          | -                                       | -                                       | -  | -            | -             | -                                       | -            | -            | -           | -                                       | -                          | -                          | -     |
| 不送檢<br>Did not Attend  |                      | Did not Attend  | -   | 27                    | -                     | 8                                       | 82                       | -             | -                  | -                                       | -            | -                     | -                                       | -                          | -                          | 3                                       | -                                       | 2  | 3            | 4             | -                                       | -            | 48           | 5           | -                                       | -                          | -                          | 182   |
| 預約數字<br>No. of Appointments  |                      | No. of Appointments   | 109   | 1 419                 | 264                   | 1 642                                   | 1 477                    | 24            | 333                | 75                                      | 52           | 17                    | 12                                      | 40                         | 16                         | 624                                     | 55                                      | 70   | 462          | 134           | 32                                      | 22           | 1 346        | 338         | -                                       | 57                         | -                          | 8 620 |
| 暫停牌照<br>Suspension Orders  |                      | Suspension Orders   | -   | -                     | -                     | 2                                       | -                        | -             | -                  | -                                       | -            | -                     | -                                       | -                          | -                          | -                                       | -                                       | -  | -            | -             | -                                       | -            | 3            | -           | -                                       | -                          | -                          | 5     |
| <b>B. 其他檢驗 Other Inspection</b>  |                      |   |   |                       |                       |   |                          |               |                    |   |              |                       |   |                            |                            |   |   |  |              |               |   |              |              |             |   |                            |                            |       |
| 驗車數字 No. of Vehicle Inspections  |                      | No. of Vehicle Inspections  | 28  | 368                   | 5                     | 48                                      | 1                        | -             | 273                | 20                                      | 38           | 7                     | 10                                      | -                          | 2                          | 43                                      | 1                                       | -  | 38           | -             | -                                       | 181          | 14           | -           | 4                                       | -                          | 8                          | 1 089 |
| VIO 檢驗<br>VIO<br>Inspection  | 及格<br>Passed         | Passed  | 9   | 216                   | 4                     | 25                                      | -                        | -             | -                  | -                                       | -            | -                     | -                                       | -                          | -                          | 6                                       | -                                       | -  | 18           | -             | -                                       | 85           | 7            | -           | 3                                       | -                          | -                          | 373   |
|  | 不及格<br>Failed        | Failed  | -   | 29                    | -                     | 1                                       | -                        | -             | -                  | -                                       | -            | -                     | -                                       | -                          | -                          | -                                       | -                                       | -  | 2            | -             | -                                       | 10           | -            | -           | -                                       | -                          | -                          | 42    |
| 不送檢<br>Did not Attend  |                      | Did not Attend  | 6   | 95                    | 1                     | 18                                      | -                        | -             | -                  | -                                       | -            | -                     | -                                       | -                          | -                          | 1                                       | -                                       | -  | 16           | -             | -                                       | 43           | 4            | -           | 4                                       | -                          | 1                          | 189   |
| 突擊檢驗<br>Spot Checks  |                      | Spot Checks   | -   | -                     | -                     | -                                       | -                        | 270           | 20                 | 36                                      | 7            | 10                    | -                                       | 2                          | 35                         | 1                                       | -                                       | -  | -            | -             | -                                       | -            | -            | -           | -                                       | -                          | -                          | 381   |
| 警方對涉及意外車輛的檢驗<br>Police Accident Inspection                                   |                      | Police Accident Inspection  | 12  | 56                    | 1                     | 21                                      | -                        | -             | 3                  | -                                       | 2            | -                     | -                                       | -                          | -                          | 2                                       | -                                       | -  | 6            | -             | -                                       | 45           | 3            | -           | 1                                       | -                          | 5                          | 157   |
| 警方為執法和控制交通而進行的檢驗<br>Police Enforcement and Control Inspection                |                      | Police Enforcement and Control Inspection   | 7   | 67                    | -                     | 1                                       | 1                        | -             | -                  | -                                       | -            | -                     | -                                       | -                          | -                          | -                                       | -                                       | -  | 12           | -             | -                                       | 41           | 4            | -           | -                                       | -                          | 3                          | 136   |
| 預約總數<br>Total Appointments   |                      | Total Appointments  | 34  | 463                   | 6                     | 66                                      | 1                        | -             | 273                | 20                                      | 38           | 7                     | 10                                      | -                          | 2                          | 44                                      | 1                                       | -  | 54           | -             | -                                       | 224          | 18           | -           | 8                                       | -                          | 9                          | 1 278 |
| 暫停牌照<br>Suspension Orders  |                      | Suspension Orders   | -   | 5                     | -                     | 1                                       | -                        | -             | -                  | -                                       | -            | -                     | -                                       | -                          | -                          | -                                       | -                                       | -  | -            | -             | -                                       | 4            | -            | -           | -                                       | -                          | -                          | 10    |

註： (1) 車輛檢驗只包括登記前、重行登記及特定的檢驗。  
(2) 二零一二年三月或以前貨車的其他檢驗數字並沒有按貨車種類分項列出。

Notes : (1) Vehicle inspections only include pre-registration, re-registration and miscellaneous inspections.  
(2) For other inspection figures of goods vehicles on or before March 2012, there is no breakdown into goods vehicle types.

COR - 檢驗汽車機械及格證書  
COF - 機動車輛全面檢驗及格證書  
VIO - 車輛檢驗事務處

COR - Certificate of Road-worthiness  
COF - Certificate of Fitness  
VIO - Vehicle Inspection Office

表 4.5 (續)

Table 4.5 (cont'd)

2012/05

|   |                               |                                 | 其他驗車中心為續牌而進行的車輛檢驗   |                              |       |                               |       |                |
|---|-------------------------------|---------------------------------|---|------------------------------|-------|-------------------------------|-------|----------------|
|   |                               |                                 | Vehicle Inspections at Other Examination Centres for Re-licensing |                              |       |                               |       |                |
|   |                               |                                 | 私家車<br>Private Cars   | 輕型貨車<br>Light Goods Vehicles |       | 中型貨車<br>Medium Goods Vehicles |       | 拖車<br>Trailers |
| 少於1.9公噸<br><1.9 Tonnes  | 1.9至5.5公噸<br>1.9 - 5.5 Tonnes | > 5.5至16公噸<br>> 5.5 - 16 Tonnes |   |                              |       |                               |       |                |
| <b>A. 新九龍灣驗車中心 New Kowloon Bay Vehicle Examination Centre</b> |                               |                                 |   |                              |       |                               |       |                |
| 驗車數字 No. of Vehicle Inspections                               |                               |                                 | -   | -                            | 6 493 | 2 902                         | 1 465 | 10 860         |
| 首次檢驗<br>First Inspection                                      | 及格<br>Passed                  |                                 | -   | -                            | 5 892 | 2 535                         | 1 342 | 9 769          |
|   | 不及格<br>Failed                 |                                 | -   | -                            | 268   | 165                           | 51    | 484            |
| 其他檢驗<br>Other Inspection                                      | 覆驗<br>Re-checks               |                                 | -   | -                            | 333   | 202                           | 72    | 607            |
| 不送檢<br>Did not Attend   |                               |                                 | -   | -                            | 190   | 63                            | 32    | 285            |
| 預約數字<br>No. of Appointments                                   |                               |                                 | -   | -                            | 6 683 | 2 965                         | 1 497 | 11 145         |
| 暫停牌照<br>Suspension Orders                                     |                               |                                 | -   | -                            | 10    | 16                            | 4     | 30             |
| <b>B. 指定車輛驗車中心 Designated Car Testing Centre</b>              |                               |                                 |   |                              |       |                               |       |                |
| 驗車數字 No. of Vehicle Inspections                               |                               |                                 | 24 163  | 30                           | -     | -                             | -     | 24 193         |
| 首次檢驗<br>First Inspection                                      | 及格<br>Passed                  |                                 | 20 573  | 27                           | -     | -                             | -     | 20 600         |
|   | 不及格<br>Failed                 |                                 | 1 912   | 2                            | -     | -                             | -     | 1 914          |
| 其他檢驗<br>Other Inspection                                      | 覆驗<br>Re-checks               |                                 | 1 678   | 1                            | -     | -                             | -     | 1 679          |
| 不送檢<br>Did not Attend   |                               |                                 | -   | -                            | -     | -                             | -     | -              |
| 預約數字<br>No. of Appointments                                   |                               |                                 | 24 163  | 30                           | -     | -                             | -     | 24 193         |
| 暫停牌照<br>Suspension Orders                                     |                               |                                 | -   | -                            | -     | -                             | -     | -              |

資料來源：車輛安全及標準部

Source : Vehicle Safety and Standards Division

第五組:駕駛執照、違例駕駛及檢控數字

Section 5 : Driving Licences, Offence and Prosecution Statistics

表 5.1(a) : 月底駕駛執照持有人統計數字 (二零一二年五月)

Table 5.1(a) : Driving Licence Holders Statistics as at End of the Month (May 2012)

2012/05

| 類別<br>Type                                     | 有效執照<br>Valid Licence | 過期執照<br>Expired Licence     |                       |
|--|-----------------------|-----------------------------|-----------------------|
|  |                       | 不超過 3 年<br>Not Over 3 Years | 3 年以上<br>Over 3 Years |
| 正式駕駛執照持有人 Full Driving Licence Holders         | 1 888 441             | 138 469                     | 611 935               |
| 駕駛教師執照持有人 Driving Instructor Licence Holders   | 1 441                 | 502                         | 4 266                 |
| 暫准駕駛執照持有人 Probationary Driving Licence Holders | 38 529                | 70 472                      | 36 282                |
| 學習駕駛執照持有人 Learner's Driving Licence Holders    | 73 811                | 1 507 081                   |                       |

表 5.1(b) : 月底按車輛種類劃分的正式及學習駕駛執照統計數字 (二零一二年五月)

Table 5.1(b) : Breakdown of Full and Learner's Driving Licence by Vehicle Class as at End of the Month (May 2012)

2012/05

| 代號<br>Code | 車輛種類<br>Vehicle Class          |  | 有效執照<br>Valid Licence             |  | 過期執照<br>Expired Licence        |                       |  |
|------------|--------------------------------|--|-----------------------------------|--|--------------------------------|-----------------------|--|
|            | 種類<br>Class                    | 學習駕駛執照<br>Learner's<br>Driving Licence | 正式駕駛執照<br>Full<br>Driving Licence | 學習駕駛執照<br>Learner's<br>Driving Licence | 正式駕駛執照<br>Full Driving Licence |                       |  |
|            |                                |  |                                   |  | 不超過 3 年<br>Not Over 3 Years    | 3 年以上<br>Over 3 Years |  |
| 1          | 私家車 Private Car                | 45 773                                 | 1 874 380                         | 351 993                                | 136 938                        | 603 933               |  |
| 2          | 輕型貨車 Light Goods Vehicle       | 39 112                                 | 1 303 659                         | 462 789                                | 96 544                         | 532 359               |  |
| 3          | 電單車 Motor Cycle                | 3 248                                  | 236 012                           | 72 554                                 | 12 675                         | 59 608                |  |
| 4          | 私家小巴 Private Light Bus         | 3 388                                  | 182 416                           | 49 449                                 | 8 356                          | 49 144                |  |
| 5          | 公共小巴 Public Light Bus          | 3 398                                  | 177 340                           | 49 757                                 | 7 838                          | 45 733                |  |
| 6          | 的士 Taxi                        | -                                      | 212 077                           | -                                      | 12 236                         | 50 012                |  |
| 9          | 私家巴士 Private Bus               | 5 700                                  | 128 095                           | 159 265                                | 3 272                          | 11 603                |  |
| 10         | 公共巴士 Public Bus                | 5 702                                  | 128 341                           | 159 401                                | 3 558                          | 15 597                |  |
| 15         | 傷殘者車輛 Invalid Carriage         | -                                      | -                                 | -                                      | -                              | 4                     |  |
| 16         | 政府車輛 Government Vehicle        | 511                                    | 29 531                            | 3 979                                  | 484                            | 3 556                 |  |
| 17         | 專營巴士 Franchised Bus            | 149                                    | 20 455                            | 994                                    | 556                            | 1 726                 |  |
| 18         | 中型貨車 Medium Goods Vehicle      | 4 801                                  | 185 035                           | 107 666                                | 7 019                          | 40 718                |  |
| 19         | 重型貨車 Heavy Goods Vehicle       | 7 093                                  | 100 711                           | 191 779                                | 5 687                          | 37 650                |  |
| 20         | 掛接式車輛 Articulated Vehicle      | 1 554                                  | 42 610                            | 50 250                                 | 882                            | 2 098                 |  |
| 21         | 特別用途車輛 Special Purpose Vehicle | -                                      | 10 387                            | -                                      | 144                            | 303                   |  |
| 22         | 機動三輪車 Motor Tricycle           | 3 217                                  | 236 002                           | 62 631                                 | 12 671                         | 33 467                |  |

資料來源: 牌照電腦計劃及牌照事務部

Source : VALID & Licensing Division

表 5.1(c) : 月底按車輛種類劃分的暫准駕駛執照統計數字 (二零一二年五月)

Table 5.1(c) : Breakdown of Probationary Driving Licence by Vehicle Class as at End of the Month (May 2012)

2012/05

| 代號<br>Code | 車輛種類<br>Vehicle Class |                                    | 有效執照<br>Valid Licence                  | 過期執照<br>Expired Licence     |                       |
|------------|-----------------------|------------------------------------|--|-----------------------------|-----------------------|
|            | 種類<br>Class           |                                    | 暫准駕駛執照<br>Probationary Driving Licence | 不超過 3 年<br>Not Over 3 Years | 3 年以上<br>Over 3 Years |
| 1          | 私家車 <sup>(1)</sup>    | Private Car <sup>(1)</sup>         | 35 711                                 | 8 929                       | -                     |
| 2          | 輕型貨車 <sup>(1)</sup>   | Light Goods Vehicle <sup>(1)</sup> | 21 546                                 | 5 244                       | -                     |
| 3          | 電單車                   | Motor Cycle                        | 2 811                                  | 862                         | 1 353                 |
| 22         | 機動三輪車                 | Motor Tricycle                     | 2 811                                  | 862                         | 1 353                 |

表 5.1(d) : 月內按車輛種類劃分已簽發 / 批核的正式駕駛執照數目 (二零一二年五月)

Table 5.1(d) : Number of Full Driving Licences Issued / Endorsed by Vehicle Class During the Month (May 2012)

2012/05

| 代號<br>Code | 車輛種類 Vehicle Class |                         | 新簽發 New Issue    |                      | 批核 Endorsement   |                      | 總計<br>Total |
|------------|--------------------|-------------------------|------------------|----------------------|------------------|----------------------|-------------|
|            | 種類<br>Class        |                         | 經考試<br>With Test | 未經考試<br>Without Test | 經考試<br>With Test | 未經考試<br>Without Test |             |
| 1          | 私家車                | Private Car             | 2 571            | 3 335                | 65               | 3                    | 5 974       |
| 2          | 輕型貨車               | Light Goods Vehicle     | 1 588            | 1 257                | 122              | 8                    | 2 975       |
| 3          | 電單車                | Motor Cycle             | 70               | 779                  | 189              | 19                   | 1 057       |
| 4          | 私家小巴               | Private Light Bus       | -                | -                    | 279              | 2                    | 281         |
| 5          | 公共小巴               | Public Light Bus        | -                | -                    | 279              | 2                    | 281         |
| 6          | 的士                 | Taxi                    | -                | -                    | 203              | -                    | 203         |
| 9          | 私家巴士               | Private Bus             | -                | -                    | 278              | -                    | 278         |
| 10         | 公共巴士               | Public Bus              | -                | -                    | 278              | -                    | 278         |
| 15         | 傷殘者車輛              | Invalid Carriage        | -                | -                    | -                | -                    | -           |
| 16         | 政府車輛               | Government Vehicle      | -                | -                    | -                | 111                  | 111         |
| 17         | 專營巴士               | Franchised Bus          | -                | -                    | 104              | -                    | 104         |
| 18         | 中型貨車               | Medium Goods Vehicle    | -                | -                    | 218              | 5                    | 223         |
| 19         | 重型貨車               | Heavy Goods Vehicle     | -                | -                    | 107              | -                    | 107         |
| 20         | 掛接式車輛              | Articulated Vehicle     | -                | -                    | 45               | -                    | 45          |
| 21         | 特別用途車輛             | Special Purpose Vehicle | -                | -                    | -                | 53                   | 53          |
| 22         | 機動三輪車              | Motor Tricycle          | 70               | 779                  | 189              | 19                   | 1 057       |

資料來源: 牌照電腦計劃及牌照事務部

Source: VALID & Licensing Division

表 5.1(e) : 月內按車輛種類劃分已簽發 / 批核的暫准駕駛執照數目 (二零一二年五月)

Table 5.1(e) : Number of Probationary Driving Licences Issued / Endorsed During the Month (May 2012)

2012/05

| 代號<br>Code | 車輛種類<br>Vehicle Class                                     | 新簽發<br>New Issue | 批核<br>Endorsement | 總計<br>Total |
|------------|---|------------------|-------------------|-------------|
| 1          | 私家車 <sup>(1)</sup><br>Private Car <sup>(1)</sup>          | 2 769            | 10                | 2 779       |
| 2          | 輕型貨車 <sup>(1)</sup><br>Light Goods Vehicle <sup>(1)</sup> | 1 689            | 9                 | 1 698       |
| 3          | 電單車<br>Motor Cycle  | 227              | 14                | 241         |
| 22         | 機動三輪車<br>Motor Tricycle                                   | 227              | 14                | 241         |

表 5.1(f) : 月內簽發的學習駕駛執照及駕駛測驗表格數目 (二零一二年五月)

Table 5.1(f) : Issue of Learner's Driving Licences and Test Forms During the Month (May 2012)

2012/05

| 項目<br>Item                          | 新簽發<br>New Issue | 續期<br>Renewal |
|-------------------------------------|------------------|---------------|
| 學習駕駛執照<br>Learner's Driving Licence | 5 758            | 2 294         |
| 駕駛測驗表格<br>Driving Test Form         | 12 466           | -             |

註： (1) 由二零零九年二月九日起，暫准駕駛執照〔俗稱「P牌」〕計劃擴展到私家車和輕型貨車。

Note: (1) From 9 February 2009, the probationary driving licence scheme (commonly called "P plate") has been extended to private cars and light goods vehicles.

資料來源: 牌照電腦計劃及牌照事務部

Source: VALID & Licensing Division

表 5.2 : 月內按考試類別劃分之計劃及已進行的駕駛考試次數 (二零一二年五月)

Table 5.2 : Driving Tests Planned and Conducted During the Month by Type of Test (May 2012)

2012/05

| 考試類別<br>Type of Test                          |                            | (a) 政府考試中心 Government Test Centres |                                  |  |                    |  |                 |                      |                            |                 |          |
|---|----------------------------|------------------------------------|----------------------------------|--|--------------------|--|-----------------|----------------------|----------------------------|-----------------|----------|
|   |                            | 計劃進行的考試<br>No. of Tests Planned    | 已進行的考試<br>No. of Tests Conducted |  |                    |  |                 | 差額<br>Wastage        |                            |                 |          |
|   |                            |                                    | 及格 Passed                        |  | 不及格 Failed         |  | 小計<br>Sub-total | 缺席<br>Did not Attend | 沒有考試<br>Test not Conducted | 小計<br>Sub-total | 百分比<br>% |
|   |                            |                                    | 數目<br>No.                        | 百分比 <sup>(1)</sup><br>% <sup>(1)</sup> | 數目<br>No.          | 百分比 <sup>(1)</sup><br>% <sup>(1)</sup> |                 |                      |                            |                 |          |
| 甲部<br>Part 'A'                                | 電腦筆試 Computer Written Test | 3 557                              | 3 052                            | 90                                     | 338                | 10                                     | 3 390           | 166                  | 1                          | 167             | 5        |
| 私家車合併試<br>Private Car Combined Tests          | 全部 Full Part               | 960                                | 300                              | 35                                     | 189 <sup>(2)</sup> | 22 <sup>(2)</sup>                      | 849             | 110                  | 1                          | 111             | 12       |
|   | 乙部 Part B                  |                                    | 322                              | 38                                     |                    |  |                 |                      |                            |                 |          |
|   | 丙部 Part C                  |                                    | 38                               | 4                                      |                    |  |                 |                      |                            |                 |          |
| 私家車部分考試<br>Private Car Partial Test           | 乙部 Part B                  | 54                                 | 44                               | 81                                     | 10                 | 19                                     | 54              | -                    | -                          | -               | -        |
|   | 丙部 Part C                  | 324                                | 211                              | 69                                     | 93                 | 31                                     | 304             | 19                   | 1                          | 20              | 6        |
| 輕型貨車合併試<br>Light Goods Vehicle Combined Tests | 全部 Full Part               | 1 917                              | 498                              | 30                                     | 342 <sup>(2)</sup> | 20 <sup>(2)</sup>                      | 1 672           | 244                  | 1                          | 245             | 13       |
|   | 乙部 Part B                  |                                    | 767                              | 46                                     |                    |  |                 |                      |                            |                 |          |
|   | 丙部 Part C                  |                                    | 65                               | 4                                      |                    |  |                 |                      |                            |                 |          |
| 輕型貨車部分考試<br>Light Goods Vehicle Partial Test  | 乙部 Part B                  | 59                                 | 50                               | 88                                     | 7                  | 12                                     | 57              | 2                    | -                          | 2               | 3        |
|   | 丙部 Part C                  | 703                                | 460                              | 69                                     | 206                | 31                                     | 666             | 37                   | -                          | 37              | 5        |
| 電單車<br>Motor Cycle                            | 丙部 Part C                  | 118                                | 38                               | 44                                     | 48                 | 56                                     | 86              | 20                   | 12                         | 32              | 27       |
| 貨車<br>Goods Vehicle                           | 中型 Medium                  | 336                                | 175                              | 56                                     | 137                | 44                                     | 312             | 24                   | -                          | 24              | 7        |
|   | 重型 Heavy                   | 200                                | 78                               | 43                                     | 102                | 57                                     | 180             | 20                   | -                          | 20              | 10       |
| 巴士<br>Bus                                     | 專營 Franchised              | 136                                | 98                               | 74                                     | 34                 | 26                                     | 132             | 4                    | -                          | 4               | 3        |
|   | 私家/公共 Private/Public       | 323                                | 158                              | 54                                     | 132                | 46                                     | 290             | 33                   | -                          | 33              | 10       |
| 私家/公共小巴<br>Private/Public Light Bus           |                            | 20                                 | 9                                | 56                                     | 7                  | 44                                     | 16              | 4                    | -                          | 4               | 20       |
| 的士<br>Taxi                                    | 電腦筆試 Computer Written Test | 784                                | 198                              | 35                                     | 366                | 65                                     | 564             | 219                  | 1                          | 220             | 28       |
| 掛接式車輛<br>Articulated Vehicle                  |                            | 88                                 | 37                               | 44                                     | 47                 | 56                                     | 84              | 4                    | -                          | 4               | 5        |
| 合計<br>Overall                                 |                            | 9 579                              | 6 598                            | 76                                     | 2 058              | 24                                     | 8 656           | 906                  | 17                         | 923             | 10       |

註： (1) 在個別考試類別中佔已進行考試的百分比。  
(2) 乙部及丙部二者皆不及格的數字。

Notes : (1) As a percentage of number of tests conducted in the respective types of test.  
(2) Figure showing both Part B and Part C failed.

表 5.2 (續)  
Table 5.2 (cont'd)

2012/05

| 考試類別<br>Type of Test                           |                               | (b) 香港駕駛學院 Hong Kong School of Motoring |                                  |  |                   |  |                 |                      |                            |                 |          |
|--|-------------------------------|---|----------------------------------|--|-------------------|--|-----------------|----------------------|----------------------------|-----------------|----------|
|  |                               | 計劃進行的考試<br>No. of Tests Planned         | 已進行的考試<br>No. of Tests Conducted |  |                   |  |                 | 差額<br>Wastage        |                            |                 |          |
|  |                               |   | 及格 Passed                        |  | 不及格 Failed        |  | 小計<br>Sub-total | 缺席<br>Did not Attend | 沒有考試<br>Test not Conducted | 小計<br>Sub-total | 百分比<br>% |
|  |                               |   | 數目<br>No.                        | 百分比 <sup>(1)</sup><br>% <sup>(1)</sup> | 數目<br>No.         | 百分比 <sup>(1)</sup><br>% <sup>(1)</sup> |                 |                      |                            |                 |          |
| 甲部<br>Part 'A'                                 | 電腦筆試<br>Computer Written Test | 1 499                                   | 1 358                            | 92                                     | 112               | 8                                      | 1 470           | 29                   | -                          | 29              | 2        |
| 私家車合併試<br>Private Car Combined Tests           | 全部<br>Full Part               | 473                                     | 208                              | 45                                     | 55 <sup>(2)</sup> | 12 <sup>(2)</sup>                      | 465             | 8                    | -                          | 8               | 2        |
|  | 乙部<br>Part B                  |   | 168                              | 36                                     |                   |  |                 |                      |                            |                 |          |
|  | 丙部<br>Part C                  |   | 34                               | 7                                      |                   |  |                 |                      |                            |                 |          |
| 私家車部分考試<br>Private Car Partial Test            | 乙部<br>Part B                  | 39                                      | 33                               | 85                                     | 6                 | 15                                     | 39              | -                    | -                          | -               | -        |
|  | 丙部<br>Part C                  | 169                                     | 110                              | 67                                     | 54                | 33                                     | 164             | 5                    | -                          | 5               | 3        |
| 私家車漸進課程<br>Private Car Gradual Course          | 乙部<br>Part B                  | 56                                      | 43                               | 77                                     | 13                | 23                                     | 56              | -                    | -                          | -               | -        |
|  | 丙部<br>Part C                  | 152                                     | 98                               | 66                                     | 51                | 34                                     | 149             | 3                    | -                          | 3               | 2        |
| 輕型貨車合併試<br>Light Goods Vehicle Combined Tests  | 全部<br>Full Part               | 609                                     | 210                              | 35                                     | 78 <sup>(2)</sup> | 13 <sup>(2)</sup>                      | 598             | 10                   | 1                          | 11              | 2        |
|  | 乙部<br>Part B                  |   | 299                              | 50                                     |                   |  |                 |                      |                            |                 |          |
|  | 丙部<br>Part C                  |   | 11                               | 2                                      |                   |  |                 |                      |                            |                 |          |
| 輕型貨車部分考試<br>Light Goods Vehicle Partial Test   | 乙部<br>Part B                  | 16                                      | 16                               | 100                                    | -                 | -                                      | 16              | -                    | -                          | -               | -        |
|  | 丙部<br>Part C                  | 313                                     | 193                              | 62                                     | 116               | 38                                     | 309             | 4                    | -                          | 4               | 1        |
| 輕型貨車漸進課程<br>Light Goods Vehicle Gradual Course | 乙部<br>Part B                  | 69                                      | 54                               | 83                                     | 11                | 17                                     | 65              | 4                    | -                          | 4               | 6        |
|  | 丙部<br>Part C                  | 201                                     | 106                              | 53                                     | 94                | 47                                     | 200             | 1                    | -                          | 1               | §        |
| 電單車<br>Motor Cycle                             | 乙部<br>Part B                  | 360                                     | 209                              | 74                                     | 72                | 26                                     | 281             | 16                   | 63                         | 79              | 22       |
|  | 丙部<br>Part C                  | 417                                     | 173                              | 52                                     | 159               | 48                                     | 332             | 43                   | 42                         | 85              | 20       |
| 貨車<br>Goods Vehicle                            | 中型<br>Medium                  | 50                                      | 25                               | 50                                     | 25                | 50                                     | 50              | -                    | -                          | -               | -        |
| 私家/公共巴士<br>Private/Public Bus                  |                               | 32                                      | 16                               | 57                                     | 12                | 43                                     | 28              | 4                    | -                          | 4               | 13       |
| 掛接式車輛<br>Articulated Vehicle                   |                               | 22                                      | 15                               | 68                                     | 7                 | 32                                     | 22              | -                    | -                          | -               | -        |
| 合計<br>Overall                                  |                               | 4 477                                   | 3 379                            | 80                                     | 865               | 20                                     | 4 244           | 127                  | 106                        | 233             | 5        |

表 5.2 (續)  
Table 5.2 (cont'd)

2012/05

| 考試類別<br>Type of Test                           |                               | (c) 觀塘駕駛學院 Kwun Tong Driving School |                                  |  |            |  |                 |                      |                            |                 |          |
|--|-------------------------------|-------------------------------------|----------------------------------|--|------------|--|-----------------|----------------------|----------------------------|-----------------|----------|
|  |                               | 計劃進行的考試<br>No. of Tests Planned     | 已進行的考試<br>No. of Tests Conducted |  |            |  |                 | 差額<br>Wastage        |                            |                 |          |
|  |                               |                                     | 及格 Passed                        |  | 不及格 Failed |  | 小計<br>Sub-total | 缺席<br>Did not Attend | 沒有考試<br>Test not Conducted | 小計<br>Sub-total | 百分比<br>% |
|  |                               |                                     | 數目<br>No.                        | 百分比 <sup>(1)</sup><br>% <sup>(1)</sup> | 數目<br>No.  | 百分比 <sup>(1)</sup><br>% <sup>(1)</sup> |                 |                      |                            |                 |          |
| 甲部<br>Part 'A'                                 | 電腦筆試<br>Computer Written Test | 242                                 | 219                              | 93                                     | 17         | 7                                      | 236             | 6                    | -                          | 6               | 2        |
| 私家車漸進課程<br>Private Car Gradual Course          | 乙部<br>Part B                  | 73                                  | 65                               | 89                                     | 8          | 11                                     | 73              | -                    | -                          | -               | -        |
|  | 丙部<br>Part C                  | 98                                  | 55                               | 56                                     | 43         | 44                                     | 98              | -                    | -                          | -               | -        |
| 輕型貨車漸進課程<br>Light Goods Vehicle Gradual Course | 乙部<br>Part B                  | 90                                  | 70                               | 80                                     | 18         | 20                                     | 88              | 2                    | -                          | 2               | 2        |
|  | 丙部<br>Part C                  | 126                                 | 59                               | 47                                     | 66         | 53                                     | 125             | 1                    | -                          | 1               | 1        |
| 電單車<br>Motor Cycle                             | 乙部<br>Part B                  | 264                                 | 188                              | 77                                     | 56         | 23                                     | 244             | 20                   | -                          | 20              | 8        |
|  | 丙部<br>Part C                  | 78                                  | 26                               | 38                                     | 43         | 62                                     | 69              | 3                    | 6                          | 9               | 12       |
| 合計<br>Overall                                  |                               | 971                                 | 682                              | 73                                     | 251        | 27                                     | 933             | 32                   | 6                          | 38              | 4        |

資料來源： 駕駛事務組

Source : Driving Services Section



表 5.3(a) : 月底按考試類別及地區劃分的駕駛考試輪候時間 — 政府考試中心 (二零一二年五月)

Table 5.3(a) : Waiting Time for Driving Tests as at End of the Month by Type of Test by Region - Government Test Centres (May 2012)

2012/05

| 考試類別<br>Type of Test                                       |   |       | 地區 Region                               |  |                                     |  |   |  |                                     |  |
|--|---|-------|---|--|-------------------------------------|--|---|--|-------------------------------------|--|
|  |   |       | 香港區<br>Hong Kong Region                 |  |                                     |  | 九龍及新界區<br>Kowloon and N.T. Region       |  |                                     |  |
|  |   |       | 輪候人數<br>No. of<br>Candidates<br>Waiting | 預約考試<br>最早日期<br>Date of<br>Earliest<br>Appointment | 輪候時間 (以日計)<br>Waiting Time (in Day) |  | 輪候人數<br>No. of<br>Candidates<br>Waiting | 預約考試<br>最早日期<br>Date of<br>Earliest<br>Appointment | 輪候時間 (以日計)<br>Waiting Time (in Day) |  |
|  |   |       |   |  | 本月<br>Current<br>Month              | 與上月比較<br>Compared with<br>Previous Month |   |  | 本月<br>Current<br>Month              | 與上月比較<br>Compared with<br>Previous Month |
| 甲部<br>Part 'A'   | 電腦筆試 <sup>(1)</sup><br>Computer Written Test <sup>(1)</sup> | -     | -                                       | -  | -                                   | 4 474                                    | 10.07.2012                              | 40   | +3                                  |  |
| 私家車<br>Private Car   | 乙部<br>Part B  | 70    | 02.11.2012                              | 155  | +13                                 | 182                                      | 02.11.2012                              | 155  | -14                                 |  |
|  | 丙部<br>Part C  | 364   | 09.11.2012                              | 162  | -13                                 | 1 045                                    | 30.10.2012                              | 152  | -12                                 |  |
|  | 合併<br>Combined  | 1 424 | 16.11.2012                              | 169  | -1                                  | 3 935                                    | 15.11.2012                              | 168  | -7                                  |  |
| 輕型貨車<br>Light Goods Vehicle                                | 乙部<br>Part B  | 26    | 25.10.2012                              | 147  | +4                                  | 256                                      | 14.11.2012                              | 167  | -11                                 |  |
|  | 丙部<br>Part C  | 553   | 08.11.2012                              | 161  | -9                                  | 2 922                                    | 14.11.2012                              | 167  | -8                                  |  |
|  | 合併<br>Combined  | 1 438 | 21.11.2012                              | 174  | +4                                  | 9 616                                    | 20.11.2012                              | 173  | -4                                  |  |
| 電單車<br>Motor Cycle   | 丙部<br>Part C  | 124   | 06.11.2012                              | 159  | -12                                 | 513                                      | 19.11.2012                              | 172  | -                                   |  |
| 貨車<br>Goods Vehicle  | 中型<br>Medium  | 245   | 31.08.2012                              | 92   | -3                                  | 852                                      | 03.09.2012                              | 95   | -4                                  |  |
|  | 重型 <sup>(2)</sup><br>Heavy <sup>(2)</sup>                   | -     | -                                       | -  | -                                   | 588                                      | 04.09.2012                              | 96   | -2                                  |  |
| 巴士<br>Bus  | 專營 <sup>(3)</sup><br>Franchised <sup>(3)</sup>              | -     | -                                       | -  | -                                   | -  | -                                       | -  | -                                   |  |
|  | 私家/公共<br>Private/Public                                     | 305   | 31.08.2012                              | 92   | -7                                  | 819                                      | 04.09.2012                              | 96   | -2                                  |  |
| 私家/公共小巴<br>Private/Public Light Bus                        |   | 24    | 07.08.2012                              | 68   | -4                                  | 146                                      | 16.08.2012                              | 77   | -9                                  |  |
| 的士<br>Taxi   | 電腦筆試 <sup>(1)</sup><br>Computer Written Test <sup>(1)</sup> | -     | -                                       | -  | -                                   | 2 064                                    | 23.07.2012                              | 53   | -3                                  |  |
| 掛接式車輛 <sup>(2)</sup><br>Articulated Vehicle <sup>(2)</sup> |   | -     | -                                       | -  | -                                   | 279                                      | 28.08.2012                              | 89   | -4                                  |  |
| 總計<br>Total  |   | 4 573 |   |  |                                     | 27 691                                   |   |  |                                     |  |

註：(1) 電腦筆試只在九龍及新界區舉行。

(2) 重型貨車和掛接式車輛的駕駛考試只在九龍及新界區舉行。

(3) 專營巴士的駕駛考試只在巴士公司要求下才舉行。

Notes : (1) Computer written test are available at Kowloon and N.T. Region only.

(2) Driving tests for heavy goods vehicle and articulated vehicle are available at Kowloon and N.T. Region only.

(3) Driving tests for franchised bus are held on request by bus companies.

資料來源：駕駛事務組

Source : Driving Services Section

表 5.3(b) : 月底按考試類別及試場劃分的駕駛考試輪候時間 — 香港駕駛學院 (二零一二年五月)

Table 5.3(b) : Waiting Time for Driving Tests as at End of the Month by Type of Test by Test Centre Location - Hong Kong School of Motoring (May 2012)

2012/05

| 考試類別<br>Type of Test  |  | 試場 Test Centre Location                 |  |                                     |  |   |  |                                     |  |   |  |                                     |  |
|---|--|---|--|-------------------------------------|--|---|--|-------------------------------------|--|---|--|-------------------------------------|--|
|   |  | 鴨脷洲試場<br>Ap Lei Chau Centre             |  |                                     |  | 沙田試場<br>Shatin Centre                   |  |                                     |  | 元朗試場<br>Yuen Long Centre                |  |                                     |  |
|   |  | 輪候人數<br>No. of<br>Candidates<br>Waiting | 預約考試<br>最早日期<br>Date of<br>Earliest<br>Appointment | 輪候時間 (以日計)<br>Waiting Time (in Day) |  | 輪候人數<br>No. of<br>Candidates<br>Waiting | 預約考試<br>最早日期<br>Date of<br>Earliest<br>Appointment | 輪候時間 (以日計)<br>Waiting Time (in Day) |  | 輪候人數<br>No. of<br>Candidates<br>Waiting | 預約考試<br>最早日期<br>Date of<br>Earliest<br>Appointment | 輪候時間 (以日計)<br>Waiting Time (in Day) |  |
|   |  |   |  | 本月<br>Current<br>Month              | 與上月比較<br>Compared with<br>Previous Month |   |  | 本月<br>Current<br>Month              | 與上月比較<br>Compared with<br>Previous Month |   |  | 本月<br>Current<br>Month              | 與上月比較<br>Compared with<br>Previous Month |
| 甲部<br>Part 'A'  | 電腦筆試<br>Computer Written Test              | 410                                     | 18.07.2012   | 48                                  | +10                                      | 1 176                                   | 18.07.2012   | 48                                  | +10                                      | 603                                     | 18.07.2012   | 48                                  | +10                                      |
| 私家車<br>Private Car  | 乙部<br>Part B                               | 27                                      | 01.08.2012   | 62                                  | +11                                      | 187                                     | 29.08.2012   | 90                                  | +9                                       | 66                                      | 28.08.2012   | 89                                  | +4                                       |
|   | 丙部<br>Part C                               | 161                                     | 20.08.2012   | 81                                  | -7                                       | 476                                     | 05.09.2012   | 97                                  | +10                                      | 225                                     | 30.08.2012   | 91                                  | +4                                       |
|   | 合併<br>Combined                             | 467                                     | 03.09.2012   | 95                                  | -3                                       | 933                                     | 05.09.2012   | 97                                  | +2                                       | 436                                     | 04.09.2012   | 96                                  | +11                                      |
| 電單車<br>Motor Cycle  | 乙部<br>Part B                               | 204                                     | 22.08.2012   | 83                                  | +11                                      | 459                                     | 22.08.2012   | 83                                  | +4                                       | 226                                     | 24.08.2012   | 85                                  | +11                                      |
|   | 丙部<br>Part C                               | 259                                     | 31.08.2012   | 92                                  | +11                                      | 642                                     | 20.08.2012   | 81                                  | +3                                       | 246                                     | 23.08.2012   | 84                                  | +7                                       |
| 輕型貨車<br>Light Goods Vehicle                                 | 乙部<br>Part B                               | 20                                      | 01.08.2012   | 62                                  | +11                                      | 166                                     | 29.08.2012   | 90                                  | +9                                       | 94                                      | 28.08.2012   | 89                                  | +4                                       |
|   | 丙部<br>Part C                               | 137                                     | 20.08.2012   | 81                                  | -7                                       | 667                                     | 05.09.2012   | 97                                  | +10                                      | 512                                     | 30.08.2012   | 91                                  | +4                                       |
|   | 合併<br>Combined                             | 270                                     | 03.09.2012   | 95                                  | -  | 1 018                                   | 11.09.2012   | 103                                 | +10                                      | 750                                     | 12.09.2012   | 104                                 | +9                                       |
| 貨車<br>Goods Vehicle   | 中型 <sup>(1)</sup><br>Medium <sup>(1)</sup> | -                                       | -  | -                                   | -  | 47                                      | 23.08.2012   | 84                                  | +18                                      | 67                                      | 20.08.2012   | 81                                  | -3                                       |
| 掛接式車輛 <sup>(2)</sup><br>Articulated Vehicle <sup>(2)</sup>  |  | -                                       | -  | -                                   | -  | -                                       | -  | -                                   | -  | 19                                      | 24.08.2012   | 85                                  | +4                                       |
| 私家/公共巴士 <sup>(3)</sup><br>Private/Public Bus <sup>(3)</sup> |  | -                                       | -  | -                                   | -  | 66                                      | 15.08.2012   | 76                                  | -3                                       | 56                                      | 13.09.2012   | 105                                 | +11                                      |
| 總計<br>Total   |  | 1 955                                   |  |                                     |  | 5 837                                   |  |                                     |  | 3 300                                   |  |                                     |  |

註： (1) 中型貨車的駕駛考試只在沙田試場及元朗試場舉行。  
 (2) 掛接式車輛的駕駛考試只在元朗試場舉行。  
 (3) 私家/公共巴士的駕駛考試只在沙田試場及元朗試場舉行。

Notes : (1) Driving tests for medium goods vehicle are available at Shatin Centre and Yuen Long Centre only.  
 (2) Driving tests for articulated vehicle are available at Yuen Long Centre only.  
 (3) Driving tests for private/public bus are available at Shatin Centre and Yuen Long Centre only.

表 5.3(c) : 月底按考試類別劃分的駕駛考試輪候時間 — 觀塘駕駛學院 (二零一二年五月)

Table 5.3(c) : Waiting Time for Driving Tests as at End of the Month by Type of Test - Kwun Tong Driving School (May 2012)

2012/05

| 考試類別<br>Type of Test        |                               | 輪候人數<br>No. of<br>Candidates Waiting | 預約考試<br>最早日期<br>Date of<br>Earliest Appointment | 輪候時間 (以日計)<br>Waiting Time (in Day) |  |
|-----------------------------|-------------------------------|--------------------------------------|---|-------------------------------------|--|
|                             |                               |                                      |   | 本月<br>Current Month                 | 與上月比較<br>Compared with<br>Previous Month |
| 甲部<br>Part 'A'              | 電腦筆試<br>Computer Written Test | 256                                  | 05.07.2012                                      | 35                                  | +4                                       |
| 私家車<br>Private Car          | 乙部<br>Part B                  | 202                                  | 10.08.2012                                      | 71                                  | +4                                       |
|                             | 丙部<br>Part C                  | 292                                  | 12.09.2012                                      | 104                                 | -3                                       |
| 輕型貨車<br>Light Goods Vehicle | 乙部<br>Part B                  | 230                                  | 10.08.2012                                      | 71                                  | +4                                       |
|                             | 丙部<br>Part C                  | 401                                  | 19.09.2012                                      | 111                                 | +11                                      |
| 電單車<br>Motor Cycle          | 乙部<br>Part B                  | 555                                  | 24.08.2012                                      | 85                                  | +11                                      |
|                             | 丙部<br>Part C                  | 359                                  | 19.09.2012                                      | 111                                 | -3                                       |
| 總計<br>Total                 |                               | 2 295                                |   |                                     |  |

資料來源： 駕駛事務組

Source : Driving Services Section

表 5.4 : 違例駕駛記分制統計數字

Table 5.4 : Statistics of Driving Offence Points System

2012/05

| 年 / 月<br>Year/Month | 司機記滿 8 - 14 分 <sup>(1)</sup><br>Drivers Incurred 8 - 14 Points <sup>(1)</sup> |                                | 司機記滿15分或以上<br>Drivers Incurred 15 Points and More |                                | 過去五年內被記分<br>的司機數目<br>No. of Drivers Who Have<br>Incurred Points during<br>the Past 5 Years |
|---------------------|---|--------------------------------|---|--------------------------------|--|
|                     | 發出通知書<br>Advice Notices Issued  |                                | 期間<br>During the Period                           | 自1984年8月25日<br>Since 25.8.1984 |  |
|                     | 期間<br>During the Period   | 自1984年8月25日<br>Since 25.8.1984 |   |                                |  |
| <b>2007</b>         | <b>64 865</b>   | <b>851 342</b>                 | <b>5 057</b>                                      | <b>87 281</b>                  | <b>516 864</b>   |
| <b>2008</b>         | <b>53 493</b>   | <b>904 835</b>                 | <b>4 573</b>                                      | <b>91 854</b>                  | <b>527 155</b>   |
| <b>2009</b>         | <b>49 743</b>   | <b>954 578</b>                 | <b>3 887</b>                                      | <b>95 741</b>                  | <b>522 124</b>   |
| <b>2010</b>         | <b>43 527</b>   | <b>998 105</b>                 | <b>2 590</b>                                      | <b>98 331</b>                  | <b>513 320</b>   |
| <b>2011</b>         | <b>42 702</b>   | <b>1 040 807</b>               | <b>1 933</b>                                      | <b>100 264</b>                 | <b>503 471</b>   |
| 2010 / 12           | 2 921   | 998 105                        | 147   | 98 331                         | 513 320  |
| 2011 / 01           | 4 163   | 1 002 268                      | 222   | 98 553                         | 512 270  |
| 02                  | 3 517   | 1 005 785                      | 174   | 98 727                         | 512 194  |
| 03                  | 3 770   | 1 009 555                      | 174   | 98 901                         | 512 882  |
| 04                  | 3 241   | 1 012 796                      | 154   | 99 055                         | 512 214  |
| 05                  | 4 432   | 1 017 228                      | 197   | 99 252                         | 512 492  |
| 06                  | 3 349   | 1 020 577                      | 156   | 99 408                         | 512 090  |
| 07                  | 3 501   | 1 024 078                      | 141   | 99 549                         | 511 943  |
| 08                  | 3 971   | 1 028 049                      | 172   | 99 721                         | 510 321  |
| 09                  | 2 764   | 1 030 813                      | 133   | 99 854                         | 508 685  |
| 10                  | 3 133   | 1 033 946                      | 123   | 99 977                         | 507 336  |
| 11                  | 3 821   | 1 037 767                      | 157   | 100 134                        | 505 540  |
| 12                  | 3 040   | 1 040 807                      | 130   | 100 264                        | 503 471  |
| 2012 / 01           | 3 984   | 1 044 791                      | 198   | 100 462                        | 501 608  |
| 02                  | 3 820   | 1 048 611                      | 295   | 100 757                        | 501 670  |
| 03                  | 3 863   | 1 052 474                      | 158   | 100 915                        | 501 545  |
| 04                  | 4 034   | 1 056 508                      | 205   | 101 120                        | 500 004  |
| 05                  | 3 925   | 1 060 433                      | 168   | 101 288                        | 500 372  |

註： (1) 在一九八六年七月前當局發出警告通知書給記滿10 - 14分的司機。

Note : (1) Warning notices were issued to drivers who had incurred 10-14 points before July 1986.

資料來源： 牌照電腦計劃及牌照事務部

Source : VALID & Licensing Division

**第六組：泊車統計數字**  
**Section 6 : Parking Statistics**

**表 6.1 : 政府多層停車場泊車統計數字 (二零一二年五月)<sup>(1)</sup>**

**Table 6.1 : Government Multi-storey Car Park Statistics (May 2012)<sup>(1)</sup>**

2012/05

| 地點<br>Location | 啓用日期<br>Opening Date        | 月底時提供的<br>泊車位數量<br>Capacity as at End<br>of the Month | 月內停放<br>車輛架次<br>No. of Vehicles Parked<br>during the Month | 使用率 <sup>(2)</sup><br>Utilization Rate <sup>(2)</sup><br>(%) |
|----------------|-----------------------------|---|--|--|
| 油麻地            | Yau Ma Tei                  | 772   | 27 624   | 24   |
| 天星碼頭           | Star Ferry                  | 370   | 23 348   | 35   |
| 大會堂            | City Hall                   | 165   | 5 136  | 17   |
| 中間道            | Middle Road                 | 735   | 38 547   | 29   |
| 林士街            | Rumsey Street               | 829   | 27 159   | 40   |
| 美利道            | Murray Road                 | 395   | 17 729   | 33   |
| 香港仔            | Aberdeen                    | 306   | 6 293  | 62   |
| 葵芳             | Kwai Fong                   | 565   | 3 785  | 21   |
| 荃灣             | Tsuen Wan                   | 603   | 15 552   | 32   |
| 荃灣運輸大樓         | Tsuen Wan Transport Complex | 778   | 5 881  | 21   |
| 筲箕灣            | Shau Kei Wan                | 381   | 11 606   | 56   |
| 天后             | Tin Hau                     | 426   | 11 753   | 47   |
| 雙鳳街            | Sheung Fung Street          | 271   | 8 333  | 52   |
| 堅尼地城           | Kennedy Town                | 195   | 7 238  | 92   |
| 合計             | Overall                     | 6 791   | 209 984  | 36   |

註： (1) 此表只包括運輸署轄下的政府多層停車場，而其他政府非多層停車場則不包括在內，並且此表只計算私家車及客貨車的泊車統計數字。

(2) 使用率是停車場每月開放期間（每日24小時）車輛的使用「車位小時」，與該期間內停車場可供使用的「車位小時」總數之間的比率。

資料來源： 敏記停車場管理有限公司及威信停車場管理（控股）有限公司

Notes : (1) This table includes Transport Department multi-storey car parks only. Other Government non multi-storey car parks are excluded from the table. Besides, this table covers parking statistics in respect of private cars and vans.

(2) Utilization rate is a ratio between the space-hours taken up by vehicles in a car-park during its operating period (24 hours each day) in a month, and the total space-hours available in the car-park in the period.

Source : MACK & Company Carpark Management Limited & Wilson Parking (Holdings) Limited

表 6.2 : 設有收費錶的路旁停車位統計數字 (二零一二年五月)

Table 6.2 : Metered Parking Space Statistics (May 2012)

2012/05

|                         | 設有收費錶的路旁停車位數目<br>No. of Metered Parking Space | 與上月收費錶數目的相差額<br>Change in No. of Meters<br>Compared with Last Month | 使用率 <sup>(1)</sup><br>Utilization Rate <sup>(1)</sup><br>(%) |
|-------------------------|---|---|--|
| 香港島<br>Hong Kong Island | 2 465   | -   | 43.5   |
| 九龍<br>Kowloon           | 6 799   | +2  | 46.5   |
| 新界<br>New Territories   | 8 832   | -   | 28.6   |
| 合計<br>Overall           | 18 096  | +2  | 38.5   |

註： (1) 設有收費錶的路旁停車位的使用率相等於每個月停車收費錶的收入除以該段期間假設全部收費錶泊滿的收入總額（不包括已暫停使用或取消的停車位）。

Note : (1) The utilization rate is equal to the total meter revenue collection of the month divided by the whole revenue under full utilization during the period (excluding meters which are suspended or cancelled).

資料來源： 香港柏奇有限公司

Source : Hong Kong Parking Ltd.

表 6.3 : 上水泊車轉乘停車場泊車統計數字<sup>(1)</sup> (二零一二年五月)

Table 6.3 : Car Park Statistics on Sheung Shui Park and Rides<sup>(1)</sup> (May 2012)

2012/05

| 月底時提供的<br>泊車位數量 <sup>(2)</sup><br>Capacity as at<br>End of the Month <sup>(2)</sup> | 月內車輛停泊數目<br>No. of Vehicles Parked during the Month |  |             | 平均每日<br>停放車輛架次<br>Average Daily<br>Vehicles Parked | 每個可供使用車位<br>平均每日停放車輛架次<br>Average Daily No. of Vehicles<br>Parked per Available Space | 使用率 <sup>(4)</sup><br>Utilization Rate <sup>(4)</sup><br>(%) |
|---|---|--|-------------|--|---|--|
|   | 泊車轉乘者<br>Park & Rider                               | 其他 <sup>(3)</sup><br>Others <sup>(3)</sup> | 總計<br>Total |  |   |  |
| 197   | 995   | 9 198                                      | 10 193      | 329  | 1.67  | 57   |

註： (1) 泊車轉乘計劃於一九九七年十二月十九日開始試行。  
(2) 其中 160 個車位於每天早上七時至午夜被安排予泊車轉乘者使用。  
(3) 由二零一零年七月起，月內其他車輛停泊數目包括月租泊車的數字。  
(4) 使用率是停車場每月開放時間（每日24小時）車輛的使用「車位小時」，與該期間內停車場可供使用的「車位小時」總數之間的比率。

Notes : (1) Park and Ride Scheme was launched on 19 December 1997.  
(2) 160 spaces are made available to Park & Riders from 7:00 a.m. to midnight each day.  
(3) Starting from July 2010, no. of other vehicles parked during the month includes monthly parker entries.  
(4) Utilization rate is a ratio between the space-hours taken up by vehicles in a car-park during its operating period (24 hours each day) in a month, and the total space-hours available in the car-park in the period.

資料來源： 敏記停車場管理有限公司

Source : MACK & Company Carpark Management Limited

**第七組：道路交通意外統計數字**  
**Section 7 : Road Traffic Accident Statistics**

**表 7.1** : 按意外嚴重程度及碰撞類別劃分的道路交通意外統計

**Table 7.1** : Road Traffic Accident Statistics by Severity of Accident and Vehicle Collision Type

2012/05

| 年 / 月<br>Year/Month | 意外宗數 No. of Accidents  |                             |               |               |                             |                              |  |
|---------------------|--|-----------------------------|---------------|---------------|-----------------------------|------------------------------|--|
|                     | 道路交通意外總宗數 <sup>(1)</sup><br>Total Traffic Accidents <sup>(1)</sup> | 意外嚴重程度 Severity of Accident |               |               | 碰撞類別 Vehicle Collision Type |                              |  |
|                     |  | 死亡<br>Fatal                 | 重傷<br>Serious | 輕傷<br>Slight  | 車撞車<br>Vehicle Vs Vehicle   | 車撞人<br>Vehicle Vs Pedestrian | 車撞物 <sup>(2)</sup><br>Vehicle Vs Object <sup>(2)</sup> |
| <b>2007</b>         | <b>15 315</b>  | <b>153</b>                  | <b>2 376</b>  | <b>12 786</b> | <b>6 108</b>                | <b>3 739</b>                 | <b>5 468</b>   |
| <b>2008</b>         | <b>14 576</b>  | <b>143</b>                  | <b>2 096</b>  | <b>12 337</b> | <b>5 753</b>                | <b>3 494</b>                 | <b>5 329</b>   |
| <b>2009</b>         | <b>14 316</b>  | <b>126</b>                  | <b>1 943</b>  | <b>12 247</b> | <b>5 646</b>                | <b>3 283</b>                 | <b>5 387</b>   |
| <b>2010</b>         | <b>14 943</b>  | <b>114</b>                  | <b>2 052</b>  | <b>12 777</b> | <b>5 986</b>                | <b>3 591</b>                 | <b>5 366</b>   |
| <b>2011</b>         | <b>15 541</b>  | <b>128</b>                  | <b>2 190</b>  | <b>13 223</b> | <b>6 338</b>                | <b>3 489</b>                 | <b>5 714</b>   |
| 2010 / 12           | 1 294  | 11                          | 154           | 1 129         | 492                         | 316                          | 486  |
| 2011 / 01           | 1 238  | 8                           | 186           | 1 044         | 476                         | 319                          | 443  |
| 02                  | 1 096  | 12                          | 157           | 927           | 456                         | 239                          | 401  |
| 03                  | 1 266  | 13                          | 176           | 1 077         | 485                         | 301                          | 480  |
| 04                  | 1 255  | 6                           | 190           | 1 059         | 472                         | 299                          | 484  |
| 05                  | 1 286  | 9                           | 167           | 1 110         | 535                         | 290                          | 461  |
| 06                  | 1 230  | 7                           | 156           | 1 067         | 534                         | 244                          | 452  |
| 07                  | 1 362  | 10                          | 201           | 1 151         | 603                         | 289                          | 470  |
| 08                  | 1 316  | 14                          | 171           | 1 131         | 541                         | 300                          | 475  |
| 09                  | 1 372  | 15                          | 217           | 1 140         | 571                         | 284                          | 517  |
| 10                  | 1 415  | 10                          | 222           | 1 183         | 566                         | 290                          | 559  |
| 11                  | 1 369  | 11                          | 187           | 1 171         | 555                         | 315                          | 499  |
| 12                  | 1 336  | 13                          | 160           | 1 163         | 544                         | 319                          | 473  |
| 2012 / 01 #*        | 1 268  | 13                          | 168           | 1 087         | 528                         | 275                          | 465  |
| 02 #*               | 1 197  | 10                          | 197           | 990           | 458                         | 292                          | 447  |
| 03 #*               | 1 335  | 9                           | 211           | 1 115         | 520                         | 315                          | 500  |
| 04 #*               | 1 312  | 10                          | 188           | 1 114         | 520                         | 278                          | 514  |
| 05 #                | 1 289  | 2                           | 153           | 1 134         | 510                         | 273                          | 506  |

註： (1) 所包括的意外宗數乃向警方報案的傷亡意外。此數字並不包括只牽涉財物損毀的意外。

(2) 車撞物意外類別包括車輛沒有碰撞及碰撞類別不詳者。

Notes : (1) The accidents included are those personal injury accidents reported to the Police and do not include damage-only accidents.

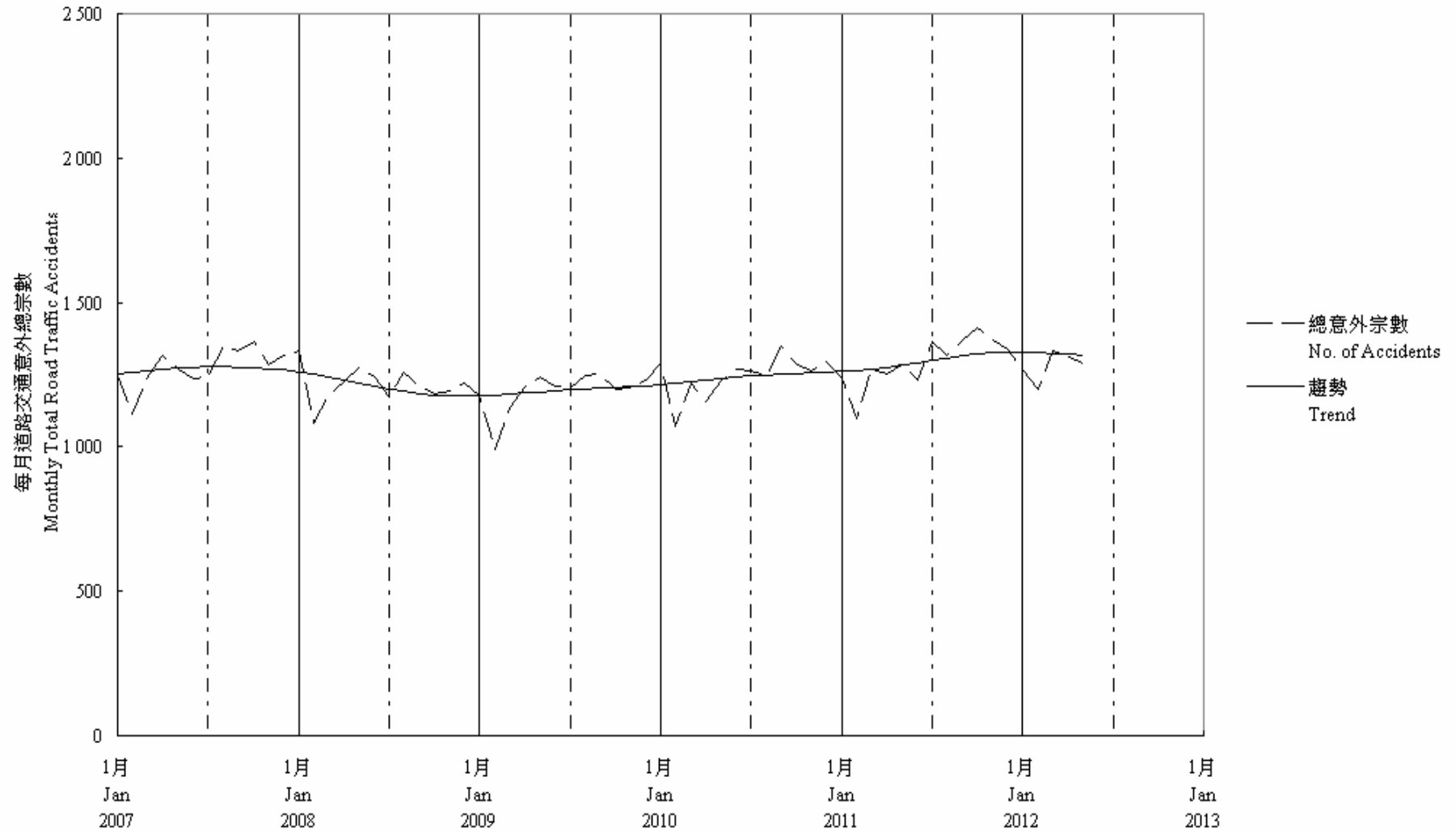
(2) Vehicle Vs Object includes accidents without collision and of unknown vehicle collision type.

資料來源： 道路安全及標準研究部

Source : Road Safety and Standards Division

圖 7.1 - 每月道路交通意外趨勢  
 Chart 7.1 - Trend of Monthly Total Road Traffic Accidents

2012/05



趨勢：以「X-12自迴歸-求和-移動平均」方法估算  
 Trend: Estimated by X-12 ARIMA Method



表 7.2 : 按車輛類別劃分所涉及車輛意外數字

Table 7.2 : Vehicle Involvements by Class

2012/05

| 年 / 月<br>Year/Month | 單車<br>Bicycle | 電單車<br>Motor Cycle | 私家車<br>Private Car | 的士<br>Taxi   | 公共巴士 Public bus  |                       | 公共小巴<br>Public Light Bus | 輕型貨車 <sup>(1)</sup><br>Light Goods Vehicle <sup>(1)</sup> | 中型及<br>重型貨車 <sup>(2)(3)</sup><br>Medium & Heavy Goods Vehicle <sup>(2)(3)</sup> | 電車<br>Tram | 港鐵<br>輕鐵車輛<br>MTR<br>Light Rail<br>Vehicle | 其他車類<br>Others | 車類不詳<br>Unknown | 總計<br>Total   |
|---------------------|---------------|--------------------|--------------------|--------------|------------------|-----------------------|--------------------------|---|---|------------|--|----------------|-----------------|---------------|
|                     |               |                    |                    |              | 專營<br>Franchised | 非專營<br>Non-franchised |                          |   |   |            |  |                |                 |               |
| <b>2007</b>         | <b>1 666</b>  | <b>2 927</b>       | <b>6 450</b>       | <b>4 004</b> | <b>2 201</b>     | <b>448</b>            | <b>1 173</b>             | <b>2 952</b>  | <b>1 081</b>  | <b>68</b>  | <b>15</b>                                  | <b>255</b>     | <b>81</b>       | <b>23 321</b> |
| <b>2008</b>         | <b>1 697</b>  | <b>2 613</b>       | <b>5 927</b>       | <b>3 926</b> | <b>2 047</b>     | <b>416</b>            | <b>1 080</b>             | <b>2 806</b>  | <b>1 045</b>  | <b>67</b>  | <b>10</b>                                  | <b>258</b>     | <b>112</b>      | <b>22 004</b> |
| <b>2009</b>         | <b>1 882</b>  | <b>2 556</b>       | <b>6 085</b>       | <b>3 801</b> | <b>1 916</b>     | <b>406</b>            | <b>1 110</b>             | <b>2 527</b>  | <b>907</b>  | <b>76</b>  | <b>8</b>                                   | <b>263</b>     | <b>144</b>      | <b>21 681</b> |
| <b>2010</b>         | <b>2 027</b>  | <b>2 428</b>       | <b>6 255</b>       | <b>4 053</b> | <b>1 983</b>     | <b>459</b>            | <b>1 146</b>             | <b>2 726</b>  | <b>1 031</b>  | <b>75</b>  | <b>15</b>                                  | <b>265</b>     | <b>139</b>      | <b>22 602</b> |
| <b>2011</b>         | <b>2 500</b>  | <b>2 328</b>       | <b>6 591</b>       | <b>4 259</b> | <b>2 143</b>     | <b>486</b>            | <b>1 142</b>             | <b>2 689</b>  | <b>1 141</b>  | <b>59</b>  | <b>11</b>                                  | <b>258</b>     | <b>126</b>      | <b>23 733</b> |
| 2010 / 12           | 165           | 184                | 528                | 358          | 199              | 37                    | 98                       | 244   | 94  | 7          | 1  | 14             | 10              | 1 939         |
| 2011 / 01           | 112           | 203                | 546                | 316          | 213              | 46                    | 99                       | 209   | 91  | 11         | -  | 16             | 8               | 1 870         |
| 02                  | 143           | 182                | 503                | 311          | 163              | 30                    | 87                       | 154   | 63  | 4          | -  | 21             | 8               | 1 669         |
| 03                  | 160           | 188                | 519                | 343          | 198              | 45                    | 103                      | 213   | 86  | 1          | -  | 21             | 16              | 1 893         |
| 04                  | 282           | 184                | 470                | 311          | 154              | 40                    | 89                       | 208   | 87  | 5          | 2  | 23             | 6               | 1 861         |
| 05                  | 219           | 196                | 530                | 334          | 165              | 41                    | 89                       | 211   | 119   | 6          | 2  | 18             | 16              | 1 946         |
| 06                  | 204           | 167                | 543                | 344          | 160              | 39                    | 106                      | 240   | 74  | 2          | 1  | 22             | 8               | 1 910         |
| 07                  | 213           | 199                | 572                | 378          | 185              | 44                    | 98                       | 264   | 108   | 5          | 1  | 40             | 9               | 2 116         |
| 08                  | 245           | 175                | 567                | 357          | 160              | 47                    | 82                       | 266   | 113   | 5          | 1  | 14             | 10              | 2 042         |
| 09                  | 231           | 209                | 601                | 398          | 168              | 39                    | 105                      | 222   | 106   | 4          | -  | 26             | 18              | 2 127         |
| 10                  | 239           | 213                | 623                | 402          | 198              | 31                    | 85                       | 244   | 91  | 7          | 2  | 19             | 11              | 2 165         |
| 11                  | 264           | 187                | 580                | 361          | 175              | 47                    | 96                       | 226   | 102   | 3          | 2  | 20             | 11              | 2 074         |
| 12                  | 188           | 225                | 537                | 404          | 204              | 37                    | 103                      | 232   | 101   | 6          | -  | 18             | 5               | 2 060         |
| 2012 / 01 #*        | 140           | 220                | 632                | 381          | 186              | 38                    | 76                       | 189   | 71  | 4          | 1  | 19             | 3               | 1 960         |
| 02 #*               | 156           | 191                | 496                | 318          | 197              | 39                    | 87                       | 208   | 83  | 5          | 1  | 19             | 11              | 1 811         |
| 03 #*               | 206           | 155                | 588                | 378          | 204              | 44                    | 105                      | 211   | 82  | 4          | -  | 31             | 10              | 2 018         |
| 04 #*               | 264           | 160                | 530                | 357          | 173              | 35                    | 82                       | 219   | 97  | 3          | 3  | 21             | 21              | 1 965         |
| 05 #                | 244           | 191                | 539                | 340          | 163              | 29                    | 93                       | 214   | 93  | 6          | 1  | 28             | 23              | 1 964         |

註： (1) 輕型貨車 - 車輛總重量不超過5.5公噸的貨車。

(2) 中型貨車 - 車輛總重量超過5.5公噸而在24公噸及以下的貨車。

(3) 重型貨車 - 車輛總重量超過24公噸而在38公噸及以下的貨車。

Notes : (1) Light Goods Vehicle - Goods vehicles of Permitted Gross Vehicle Weight not exceeding 5.5 tonnes.

(2) Medium Goods Vehicle - Goods vehicles of Permitted Gross Vehicle Weight exceeding 5.5 tonnes but not exceeding 24 tonnes.

(3) Heavy Goods Vehicle - Goods vehicles of Permitted Gross Vehicle Weight exceeding 24 tonnes but not exceeding 38 tonnes.

資料來源： 道路安全及標準研究部

Source : Road Safety and Standards Division

**表 7.3 : 道路交通意外涉及傷亡人數**  
**Table 7.3 : Casualties Involved in Road Traffic Accidents**

2012/05

| 年 / 月<br>Year/Month | 涉及傷亡人數<br>Casualties Involved |                               |                           | 道路交通意外總宗數 <sup>(1)</sup><br>Total Traffic Accidents <sup>(1)</sup> | 平均每宗意外傷亡人數<br>No. of Casualty per Accident |
|---------------------|-------------------------------|-------------------------------|---------------------------|--|--|
|                     | 行人<br>Pedestrian              | 司機及乘客<br>Drivers & Passengers | 總傷亡人數<br>Total Casualties |  |  |
| <b>2007</b>         | <b>4 078</b>                  | <b>15 547</b>                 | <b>19 625</b>             | <b>15 315</b>  | <b>1.28</b>                                |
| <b>2008</b>         | <b>3 823</b>                  | <b>14 861</b>                 | <b>18 684</b>             | <b>14 576</b>  | <b>1.28</b>                                |
| <b>2009</b>         | <b>3 583</b>                  | <b>14 555</b>                 | <b>18 138</b>             | <b>14 316</b>  | <b>1.27</b>                                |
| <b>2010</b>         | <b>3 898</b>                  | <b>15 226</b>                 | <b>19 124</b>             | <b>14 943</b>  | <b>1.28</b>                                |
| <b>2011</b>         | <b>3 840</b>                  | <b>15 963</b>                 | <b>19 803</b>             | <b>15 541</b>  | <b>1.27</b>                                |
| 2010 / 12           | 343                           | 1 313                         | 1 656                     | 1 294  | 1.28                                       |
| 2011 / 01           | 339                           | 1 203                         | 1 542                     | 1 238  | 1.25                                       |
| 02                  | 257                           | 1 130                         | 1 387                     | 1 096  | 1.27                                       |
| 03                  | 342                           | 1 252                         | 1 594                     | 1 266  | 1.26                                       |
| 04                  | 326                           | 1 272                         | 1 598                     | 1 255  | 1.27                                       |
| 05                  | 323                           | 1 304                         | 1 627                     | 1 286  | 1.27                                       |
| 06                  | 279                           | 1 366                         | 1 645                     | 1 230  | 1.34                                       |
| 07                  | 302                           | 1 423                         | 1 725                     | 1 362  | 1.27                                       |
| 08                  | 328                           | 1 318                         | 1 646                     | 1 316  | 1.25                                       |
| 09                  | 328                           | 1 473                         | 1 801                     | 1 372  | 1.31                                       |
| 10                  | 320                           | 1 515                         | 1 835                     | 1 415  | 1.30                                       |
| 11                  | 343                           | 1 382                         | 1 725                     | 1 369  | 1.26                                       |
| 12                  | 353                           | 1 325                         | 1 678                     | 1 336  | 1.26                                       |
| 2012 / 01 #*        | 300                           | 1 336                         | 1 636                     | 1 268  | 1.29                                       |
| 02 #*               | 315                           | 1 182                         | 1 497                     | 1 197  | 1.25                                       |
| 03 #*               | 346                           | 1 400                         | 1 746                     | 1 335  | 1.31                                       |
| 04 #*               | 315                           | 1 411                         | 1 726                     | 1 312  | 1.32                                       |
| 05 #                | 295                           | 1 286                         | 1 581                     | 1 289  | 1.23                                       |

註： (1) 所包括的意外宗數乃向警方報案的傷亡意外。此數字並不包括只牽涉財物損毀的意外。

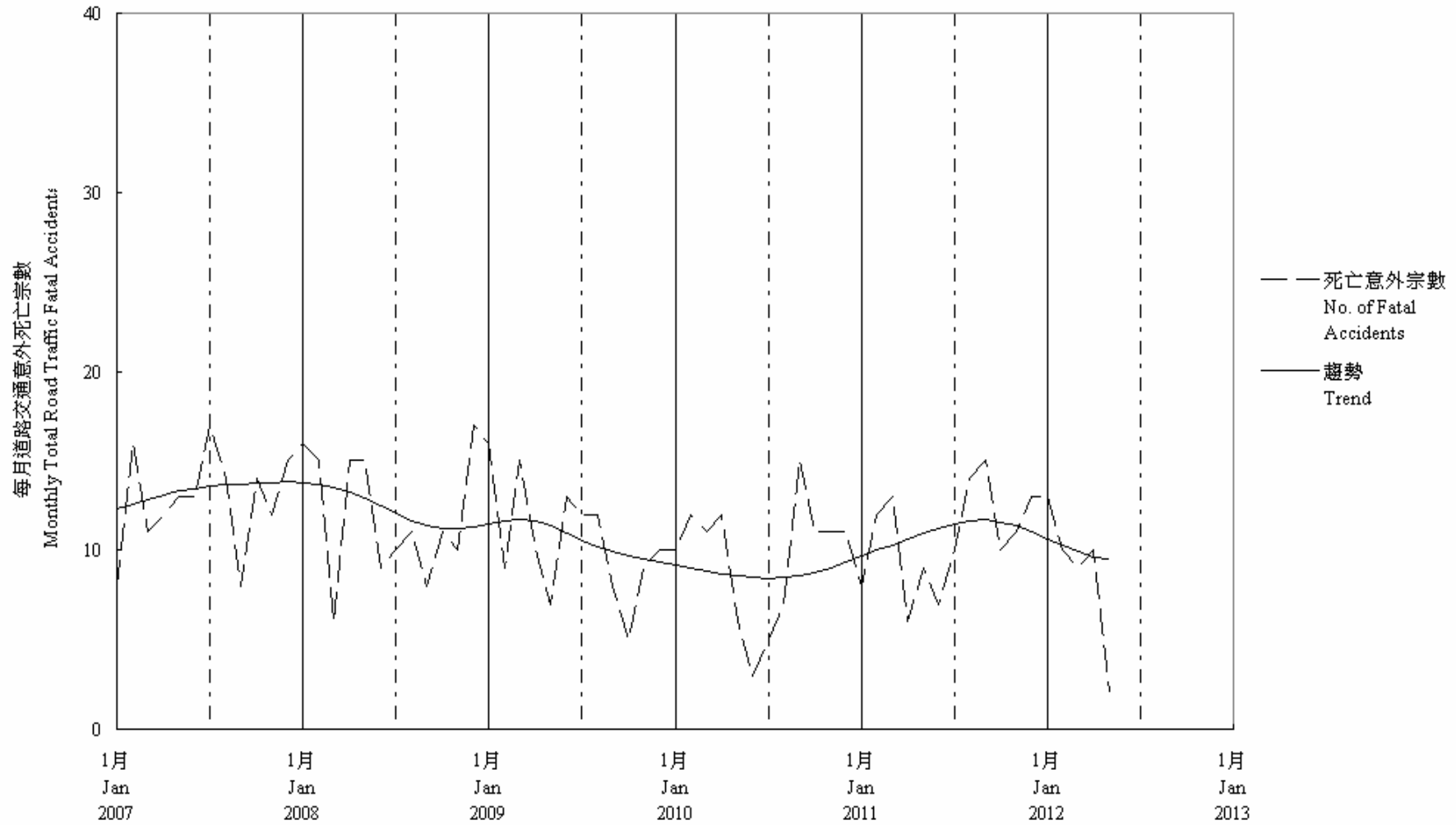
Note : (1) The accidents included are those personal injury accidents reported to the Police and do not include damage-only accidents.

資料來源： 道路安全及標準研究部

Source : Road Safety and Standards Division

圖 7.2 - 每月道路交通意外死亡趨勢  
Chart 7.2 - Trend of Monthly Total Road Traffic Fatal Accidents

2012/05



趨勢：以「X-12自迴歸-求和-移動平均」方法估算  
Trend: Estimated by X-12 ARIMA Method

**第八組：過境車輛交通及旅客人次**  
**Section 8 : Cross Boundary Vehicular Traffic and Passengers**

**表 8.1(a) : 文錦渡關卡車輛交通<sup>(1)</sup>**

**Table 8.1(a) : Man Kam To Crossing Vehicular Traffic<sup>(1)</sup>**

2012/05

| 年 / 月<br>Year / Month | 私家車<br>Private Car |                | 旅遊巴士<br>Coach  |               | 貨車及貨櫃車<br>Goods Vehicle and Container |                  | 車輛總數<br>Total Vehicles |                  |                  | 平均每日架次<br>Average Daily Vehicles |              |               |
|-----------------------|--------------------|----------------|----------------|---------------|---------------------------------------|------------------|------------------------|------------------|------------------|----------------------------------|--------------|---------------|
|                       | 進<br>Inward        | 出<br>Outward   | 進<br>Inward    | 出<br>Outward  | 進<br>Inward                           | 出<br>Outward     | 進<br>Inward            | 出<br>Outward     | 來回<br>Two-way    | 進<br>Inward                      | 出<br>Outward | 來回<br>Two-way |
|                       | <b>2007</b>        | <b>120 960</b> | <b>120 556</b> | <b>35 886</b> | <b>33 270</b>                         | <b>1 086 675</b> | <b>1 121 493</b>       | <b>1 243 521</b> | <b>1 275 319</b> | <b>2 518 840</b>                 | <b>3 407</b> | <b>3 494</b>  |
| <b>2008</b>           | <b>83 650</b>      | <b>84 559</b>  | <b>39 674</b>  | <b>38 427</b> | <b>956 740</b>                        | <b>928 333</b>   | <b>1 080 064</b>       | <b>1 051 319</b> | <b>2 131 383</b> | <b>2 951</b>                     | <b>2 872</b> | <b>5 823</b>  |
| <b>2009</b>           | <b>80 341</b>      | <b>80 633</b>  | <b>45 927</b>  | <b>43 733</b> | <b>842 768</b>                        | <b>810 335</b>   | <b>969 036</b>         | <b>934 701</b>   | <b>1 903 737</b> | <b>2 655</b>                     | <b>2 561</b> | <b>5 216</b>  |
| <b>2010</b>           | <b>12 530</b>      | <b>12 402</b>  | <b>8 938</b>   | <b>8 894</b>  | <b>846 978</b>                        | <b>791 296</b>   | <b>868 446</b>         | <b>812 592</b>   | <b>1 681 038</b> | <b>2 379</b>                     | <b>2 226</b> | <b>4 606</b>  |
| <b>2011</b>           | -                  | -              | <b>3 741</b>   | <b>3 795</b>  | <b>785 059</b>                        | <b>752 741</b>   | <b>788 800</b>         | <b>756 536</b>   | <b>1 545 336</b> | <b>2 161</b>                     | <b>2 073</b> | <b>4 234</b>  |
| 2010 / 12             | -                  | -              | 302            | 313           | 75 101                                | 68 442           | 75 403                 | 68 755           | 144 158          | 2 432                            | 2 218        | 4 650         |
| 2011 / 01             | -                  | -              | 346            | 351           | 76 123                                | 68 896           | 76 469                 | 69 247           | 145 716          | 2 467                            | 2 234        | 4 701         |
| 02                    | -                  | -              | 258            | 258           | 38 506                                | 38 386           | 38 764                 | 38 644           | 77 408           | 1 384                            | 1 380        | 2 765         |
| 03                    | -                  | -              | 367            | 386           | 70 109                                | 67 713           | 70 476                 | 68 099           | 138 575          | 2 273                            | 2 197        | 4 470         |
| 04                    | -                  | -              | 284            | 285           | 65 720                                | 62 540           | 66 004                 | 62 825           | 128 829          | 2 200                            | 2 094        | 4 294         |
| 05                    | -                  | -              | 342            | 356           | 65 913                                | 64 780           | 66 255                 | 65 136           | 131 391          | 2 137                            | 2 101        | 4 238         |
| 06                    | -                  | -              | 343            | 340           | 65 141                                | 63 603           | 65 484                 | 63 943           | 129 427          | 2 183                            | 2 131        | 4 314         |
| 07                    | -                  | -              | 235            | 235           | 67 618                                | 65 861           | 67 853                 | 66 096           | 133 949          | 2 189                            | 2 132        | 4 321         |
| 08                    | -                  | -              | 182            | 181           | 68 114                                | 65 869           | 68 296                 | 66 050           | 134 346          | 2 203                            | 2 131        | 4 334         |
| 09                    | -                  | -              | 346            | 352           | 67 734                                | 63 886           | 68 080                 | 64 238           | 132 318          | 2 269                            | 2 141        | 4 411         |
| 10                    | -                  | -              | 360            | 364           | 64 976                                | 60 924           | 65 336                 | 61 288           | 126 624          | 2 108                            | 1 977        | 4 085         |
| 11                    | -                  | -              | 371            | 375           | 66 637                                | 64 103           | 67 008                 | 64 478           | 131 486          | 2 234                            | 2 149        | 4 383         |
| 12                    | -                  | -              | 307            | 312           | 68 468                                | 66 180           | 68 775                 | 66 492           | 135 267          | 2 219                            | 2 145        | 4 363         |
| 2012 / 01             | -                  | -              | 303            | 301           | 53 411                                | 50 592           | 53 714                 | 50 893           | 104 607          | 1 733                            | 1 642        | 3 374         |
| 02                    | -                  | -              | 354            | 361           | 52 570                                | 53 940           | 52 924                 | 54 301           | 107 225          | 1 825                            | 1 872        | 3 697         |
| 03                    | -                  | -              | 381            | 395           | 66 008                                | 66 123           | 66 389                 | 66 518           | 132 907          | 2 142                            | 2 146        | 4 287         |
| 04                    | -                  | -              | 287            | 284           | 60 580                                | 61 786           | 60 867                 | 62 070           | 122 937          | 2 029                            | 2 069        | 4 098         |
| 05                    | -                  | -              | 383            | 390           | 64 986                                | 67 321           | 65 369                 | 67 711           | 133 080          | 2 109                            | 2 184        | 4 293         |

註： (1) 文錦渡管制站的旅客出入境檢查服務於二零一零年二月二十二日起至二零一二年八月期間暫停，而貨車及跨境學童的出入境檢查服務則不受影響。由二零一零年三月二十七日起，有關當局亦同時提供通關服務予乘坐指定班次的跨境巴士的過境人士。

Note : (1) From 22 February 2010 to August 2012, clearance services for passengers at Man Kam To Control Point, except the clearance services for goods vehicles and cross-boundary students, are suspended. From 27 March 2010, the clearance services are also provided to passengers using limited cross-boundary bus service.

資料來源： 入境事務處及香港海關

Sources : Immigration Department and Customs and Excise Department

表 8.1(b) : 沙頭角關卡車輛交通

Table 8.1(b) : Sha Tau Kok Crossing Vehicular Traffic

2012/05

| 年 / 月<br>Year / Month | 私家車<br>Private Car |                | 旅遊巴士<br>Coach |               | 貨車及貨櫃車<br>Goods Vehicle and Container |                | 車輛總數<br>Total Vehicles |                |                | 平均每日架次<br>Average Daily Vehicles |              |               |
|-----------------------|--------------------|----------------|---------------|---------------|---------------------------------------|----------------|------------------------|----------------|----------------|----------------------------------|--------------|---------------|
|                       | 進<br>Inward        | 出<br>Outward   | 進<br>Inward   | 出<br>Outward  | 進<br>Inward                           | 出<br>Outward   | 進<br>Inward            | 出<br>Outward   | 來回<br>Two-way  | 進<br>Inward                      | 出<br>Outward | 來回<br>Two-way |
| <b>2007</b>           | <b>161 287</b>     | <b>165 790</b> | <b>48 352</b> | <b>48 862</b> | <b>175 278</b>                        | <b>238 736</b> | <b>384 917</b>         | <b>453 388</b> | <b>838 305</b> | <b>1 055</b>                     | <b>1 242</b> | <b>2 297</b>  |
| <b>2008</b>           | <b>209 822</b>     | <b>216 730</b> | <b>47 277</b> | <b>47 848</b> | <b>156 794</b>                        | <b>200 617</b> | <b>413 893</b>         | <b>465 195</b> | <b>879 088</b> | <b>1 131</b>                     | <b>1 271</b> | <b>2 402</b>  |
| <b>2009</b>           | <b>192 821</b>     | <b>197 144</b> | <b>52 929</b> | <b>53 150</b> | <b>130 692</b>                        | <b>167 544</b> | <b>376 442</b>         | <b>417 838</b> | <b>794 280</b> | <b>1 031</b>                     | <b>1 145</b> | <b>2 176</b>  |
| <b>2010</b>           | <b>176 894</b>     | <b>178 243</b> | <b>59 765</b> | <b>59 489</b> | <b>144 417</b>                        | <b>202 588</b> | <b>381 076</b>         | <b>440 320</b> | <b>821 396</b> | <b>1 044</b>                     | <b>1 206</b> | <b>2 250</b>  |
| <b>2011</b>           | <b>204 408</b>     | <b>204 121</b> | <b>63 247</b> | <b>62 570</b> | <b>149 063</b>                        | <b>203 149</b> | <b>416 718</b>         | <b>469 840</b> | <b>886 558</b> | <b>1 142</b>                     | <b>1 287</b> | <b>2 429</b>  |
| 2010 / 12             | 15 282             | 15 082         | 5 317         | 5 299         | 13 508                                | 18 632         | 34 107                 | 39 013         | 73 120         | 1 100                            | 1 258        | 2 359         |
| 2011 / 01             | 15 681             | 15 481         | 5 389         | 5 324         | 13 322                                | 18 807         | 34 392                 | 39 612         | 74 004         | 1 109                            | 1 278        | 2 387         |
| 02                    | 11 361             | 11 418         | 4 884         | 4 844         | 7 839                                 | 9 745          | 24 084                 | 26 007         | 50 091         | 860                              | 929          | 1 789         |
| 03                    | 15 803             | 15 820         | 5 518         | 5 350         | 14 184                                | 18 450         | 35 505                 | 39 620         | 75 125         | 1 145                            | 1 278        | 2 423         |
| 04                    | 16 152             | 16 027         | 5 459         | 5 416         | 13 210                                | 17 800         | 34 821                 | 39 243         | 74 064         | 1 161                            | 1 308        | 2 469         |
| 05                    | 17 766             | 17 943         | 5 261         | 5 161         | 12 592                                | 17 760         | 35 619                 | 40 864         | 76 483         | 1 149                            | 1 318        | 2 467         |
| 06                    | 17 104             | 17 250         | 5 045         | 4 951         | 12 919                                | 17 093         | 35 068                 | 39 294         | 74 362         | 1 169                            | 1 310        | 2 479         |
| 07                    | 17 724             | 17 531         | 5 158         | 5 150         | 13 100                                | 17 992         | 35 982                 | 40 673         | 76 655         | 1 161                            | 1 312        | 2 473         |
| 08                    | 19 653             | 19 768         | 5 288         | 5 279         | 12 983                                | 17 865         | 37 924                 | 42 912         | 80 836         | 1 223                            | 1 384        | 2 608         |
| 09                    | 19 650             | 19 568         | 5 088         | 5 069         | 11 922                                | 16 587         | 36 660                 | 41 224         | 77 884         | 1 222                            | 1 374        | 2 596         |
| 10                    | 18 353             | 18 491         | 5 463         | 5 425         | 12 100                                | 16 557         | 35 916                 | 40 473         | 76 389         | 1 159                            | 1 306        | 2 464         |
| 11                    | 16 860             | 16 871         | 5 242         | 5 198         | 12 790                                | 17 775         | 34 892                 | 39 844         | 74 736         | 1 163                            | 1 328        | 2 491         |
| 12                    | 18 301             | 17 953         | 5 452         | 5 403         | 12 102                                | 16 718         | 35 855                 | 40 074         | 75 929         | 1 157                            | 1 293        | 2 449         |
| 2012 / 01             | 17 817             | 17 819         | 5 582         | 5 525         | 8 441                                 | 12 616         | 31 840                 | 35 960         | 67 800         | 1 027                            | 1 160        | 2 187         |
| 02                    | 17 332             | 17 430         | 5 083         | 4 982         | 12 302                                | 15 810         | 34 717                 | 38 222         | 72 939         | 1 197                            | 1 318        | 2 515         |
| 03                    | 20 315             | 20 249         | 5 516         | 5 386         | 14 943                                | 19 766         | 40 774                 | 45 401         | 86 175         | 1 315                            | 1 465        | 2 780         |
| 04                    | 16 552             | 16 632         | 5 445         | 5 361         | 12 399                                | 16 437         | 34 396                 | 38 430         | 72 826         | 1 147                            | 1 281        | 2 428         |
| 05                    | 19 270             | 19 579         | 5 203         | 5 071         | 12 899                                | 17 401         | 37 372                 | 42 051         | 79 423         | 1 206                            | 1 356        | 2 562         |

資料來源：入境事務處及香港海關

Sources : Immigration Department and Customs and Excise Department

表 8.1(c) : 落馬洲關卡車輛交通

Table 8.1(c) : Lok Ma Chau Crossing Vehicular Traffic

2012/05

| 年/月<br>Year / Month | 私家車<br>Private Car |                  | 旅遊巴士<br>Coach  |                | 穿梭巴士<br>Shuttle Bus |                | 貨車及貨櫃車<br>Goods Vehicle and Container |                  | 車輛總數<br>Total Vehicles |                  |                   | 平均每日架次<br>Average Daily Vehicles |               |               |
|---------------------|--------------------|------------------|----------------|----------------|---------------------|----------------|---------------------------------------|------------------|------------------------|------------------|-------------------|----------------------------------|---------------|---------------|
|                     | 進<br>Inward        | 出<br>Outward     | 進<br>Inward    | 出<br>Outward   | 進<br>Inward         | 出<br>Outward   | 進<br>Inward                           | 出<br>Outward     | 進<br>Inward            | 出<br>Outward     | 來回<br>Two-way     | 進<br>Inward                      | 出<br>Outward  | 來回<br>Two-way |
| <b>2007</b>         | <b>1 822 205</b>   | <b>1 831 205</b> | <b>306 079</b> | <b>306 606</b> | <b>201 438</b>      | <b>200 037</b> | <b>3 404 893</b>                      | <b>3 238 456</b> | <b>5 734 615</b>       | <b>5 576 304</b> | <b>11 310 919</b> | <b>15 711</b>                    | <b>15 278</b> | <b>30 989</b> |
| <b>2008</b>         | <b>1 746 921</b>   | <b>1 746 049</b> | <b>282 253</b> | <b>278 063</b> | <b>181 564</b>      | <b>177 384</b> | <b>3 038 989</b>                      | <b>2 754 062</b> | <b>5 249 727</b>       | <b>4 955 558</b> | <b>10 205 285</b> | <b>14 344</b>                    | <b>13 540</b> | <b>27 883</b> |
| <b>2009</b>         | <b>1 702 906</b>   | <b>1 690 366</b> | <b>267 304</b> | <b>268 520</b> | <b>159 942</b>      | <b>156 700</b> | <b>2 666 159</b>                      | <b>2 400 731</b> | <b>4 796 311</b>       | <b>4 516 317</b> | <b>9 312 628</b>  | <b>13 141</b>                    | <b>12 373</b> | <b>25 514</b> |
| <b>2010</b>         | <b>1 843 747</b>   | <b>1 843 123</b> | <b>249 394</b> | <b>249 852</b> | <b>156 401</b>      | <b>156 020</b> | <b>2 936 528</b>                      | <b>2 554 086</b> | <b>5 186 070</b>       | <b>4 803 081</b> | <b>9 989 151</b>  | <b>14 208</b>                    | <b>13 159</b> | <b>27 368</b> |
| <b>2011</b>         | <b>1 925 428</b>   | <b>1 910 520</b> | <b>253 469</b> | <b>250 844</b> | <b>151 430</b>      | <b>147 914</b> | <b>2 713 428</b>                      | <b>2 349 523</b> | <b>5 043 755</b>       | <b>4 658 801</b> | <b>9 702 556</b>  | <b>13 819</b>                    | <b>12 764</b> | <b>26 582</b> |
| 2010 / 12           | 163 770            | 164 787          | 22 543         | 22 726         | 13 043              | 12 684         | 255 846                               | 221 501          | 455 202                | 421 698          | 876 900           | 14 684                           | 13 603        | 28 287        |
| 2011 / 01           | 166 120            | 167 088          | 21 741         | 21 704         | 13 282              | 12 661         | 242 494                               | 208 885          | 443 637                | 410 338          | 853 975           | 14 311                           | 13 237        | 27 548        |
| 02                  | 124 355            | 125 232          | 18 191         | 18 197         | 11 082              | 10 415         | 134 158                               | 119 921          | 287 786                | 273 765          | 561 551           | 10 278                           | 9 777         | 20 055        |
| 03                  | 166 067            | 166 535          | 20 378         | 20 194         | 12 532              | 11 974         | 250 269                               | 217 271          | 449 246                | 415 974          | 865 220           | 14 492                           | 13 419        | 27 910        |
| 04                  | 161 852            | 161 191          | 19 822         | 19 449         | 13 486              | 13 279         | 228 950                               | 197 217          | 424 110                | 391 136          | 815 246           | 14 137                           | 13 038        | 27 175        |
| 05                  | 163 123            | 163 303          | 21 395         | 21 608         | 12 179              | 11 791         | 228 798                               | 197 585          | 425 495                | 394 287          | 819 782           | 13 726                           | 12 719        | 26 445        |
| 06                  | 157 392            | 156 757          | 20 115         | 19 706         | 12 147              | 12 251         | 235 444                               | 202 567          | 425 098                | 391 281          | 816 379           | 14 170                           | 13 043        | 27 213        |
| 07                  | 158 074            | 157 524          | 22 822         | 22 229         | 11 612              | 11 657         | 241 435                               | 206 162          | 433 943                | 397 572          | 831 515           | 13 998                           | 12 825        | 26 823        |
| 08                  | 164 328            | 164 045          | 23 883         | 23 457         | 13 231              | 13 114         | 245 320                               | 212 428          | 446 762                | 413 044          | 859 806           | 14 412                           | 13 324        | 27 736        |
| 09                  | 160 068            | 157 654          | 21 461         | 20 728         | 12 129              | 12 258         | 234 192                               | 204 962          | 427 850                | 395 602          | 823 452           | 14 262                           | 13 187        | 27 448        |
| 10                  | 166 788            | 162 599          | 21 796         | 22 038         | 13 198              | 12 452         | 212 106                               | 185 894          | 413 888                | 382 983          | 796 871           | 13 351                           | 12 354        | 25 706        |
| 11                  | 162 287            | 158 731          | 20 814         | 20 069         | 12 781              | 12 788         | 226 957                               | 196 477          | 422 839                | 388 065          | 810 904           | 14 095                           | 12 936        | 27 030        |
| 12                  | 174 974            | 169 861          | 21 051         | 21 465         | 13 771              | 13 274         | 233 305                               | 200 154          | 443 101                | 404 754          | 847 855           | 14 294                           | 13 057        | 27 350        |
| 2012 / 01           | 150 446            | 148 163          | 21 147         | 21 331         | 12 890              | 12 549         | 164 078                               | 141 761          | 348 561                | 323 804          | 672 365           | 11 244                           | 10 445        | 21 689        |
| 02                  | 152 281            | 148 356          | 21 012         | 20 241         | 11 218              | 11 183         | 195 267                               | 172 169          | 379 778                | 351 949          | 731 727           | 13 096                           | 12 136        | 25 232        |
| 03                  | 162 127            | 157 040          | 22 027         | 21 612         | 12 145              | 12 420         | 240 165                               | 210 673          | 436 464                | 401 745          | 838 209           | 14 079                           | 12 960        | 27 039        |
| 04                  | 156 375            | 152 503          | 22 284         | 21 208         | 12 653              | 11 855         | 212 131                               | 182 659          | 403 443                | 368 225          | 771 668           | 13 448                           | 12 274        | 25 722        |
| 05                  | 159 884            | 156 896          | 21 435         | 20 972         | 12 517              | 12 369         | 234 019                               | 203 439          | 427 855                | 393 676          | 821 531           | 13 802                           | 12 699        | 26 501        |

資料來源：入境事務處及香港海關

Sources : Immigration Department and Customs and Excise Department

表 8.1(d) : 深圳灣關卡車輛交通<sup>(1)</sup>

Table 8.1(d) : Shenzhen Bay Crossing Vehicular Traffic<sup>(1)</sup>

2012/05

| 年 / 月<br>Year / Month | 私家車<br>Private Car |                  | 旅遊巴士<br>Coach  |                | 貨車及貨櫃車<br>Goods Vehicle and Container |                | 車輛總數<br>Total Vehicles |                  |                  | 平均每日架次<br>Average Daily Vehicles |              |               |
|-----------------------|--------------------|------------------|----------------|----------------|---------------------------------------|----------------|------------------------|------------------|------------------|----------------------------------|--------------|---------------|
|                       | 進<br>Inward        | 出<br>Outward     | 進<br>Inward    | 出<br>Outward   | 進<br>Inward                           | 出<br>Outward   | 進<br>Inward            | 出<br>Outward     | 來回<br>Two-way    | 進<br>Inward                      | 出<br>Outward | 來回<br>Two-way |
| <b>2007</b>           | <b>160 874</b>     | <b>161 508</b>   | <b>35 316</b>  | <b>36 749</b>  | <b>43 345</b>                         | <b>133 143</b> | <b>239 535</b>         | <b>331 400</b>   | <b>570 935</b>   | <b>1 302</b>                     | <b>1 801</b> | <b>3 103</b>  |
| <b>2008</b>           | <b>683 884</b>     | <b>694 561</b>   | <b>98 164</b>  | <b>98 502</b>  | <b>151 228</b>                        | <b>432 550</b> | <b>933 276</b>         | <b>1 225 613</b> | <b>2 158 889</b> | <b>2 550</b>                     | <b>3 349</b> | <b>5 899</b>  |
| <b>2009</b>           | <b>914 986</b>     | <b>939 766</b>   | <b>138 770</b> | <b>137 199</b> | <b>158 550</b>                        | <b>430 444</b> | <b>1 212 306</b>       | <b>1 507 409</b> | <b>2 719 715</b> | <b>3 321</b>                     | <b>4 130</b> | <b>7 451</b>  |
| <b>2010</b>           | <b>1 033 139</b>   | <b>1 039 924</b> | <b>151 275</b> | <b>151 500</b> | <b>224 450</b>                        | <b>608 617</b> | <b>1 408 864</b>       | <b>1 800 041</b> | <b>3 208 905</b> | <b>3 860</b>                     | <b>4 932</b> | <b>8 792</b>  |
| <b>2011</b>           | <b>1 131 371</b>   | <b>1 149 927</b> | <b>143 707</b> | <b>139 326</b> | <b>283 803</b>                        | <b>629 813</b> | <b>1 558 881</b>       | <b>1 919 066</b> | <b>3 477 947</b> | <b>4 271</b>                     | <b>5 258</b> | <b>9 529</b>  |
| 2010 / 12             | 93 805             | 91 594           | 13 240         | 12 954         | 22 433                                | 57 230         | 129 478                | 161 778          | 291 256          | 4 177                            | 5 219        | 9 395         |
| 2011 / 01             | 96 979             | 95 820           | 12 403         | 12 003         | 22 128                                | 56 950         | 131 510                | 164 773          | 296 283          | 4 242                            | 5 315        | 9 558         |
| 02                    | 75 768             | 76 746           | 11 040         | 11 303         | 13 693                                | 27 789         | 100 501                | 115 838          | 216 339          | 3 589                            | 4 137        | 7 726         |
| 03                    | 93 426             | 93 936           | 11 427         | 11 161         | 23 794                                | 55 484         | 128 647                | 160 581          | 289 228          | 4 150                            | 5 180        | 9 330         |
| 04                    | 94 232             | 94 023           | 11 724         | 11 749         | 22 505                                | 51 783         | 128 461                | 157 555          | 286 016          | 4 282                            | 5 252        | 9 534         |
| 05                    | 92 568             | 93 908           | 11 549         | 10 972         | 22 434                                | 51 290         | 126 551                | 156 170          | 282 721          | 4 082                            | 5 038        | 9 120         |
| 06                    | 90 439             | 91 202           | 11 108         | 10 790         | 22 633                                | 53 117         | 124 180                | 155 109          | 279 289          | 4 139                            | 5 170        | 9 310         |
| 07                    | 97 673             | 96 662           | 11 511         | 11 220         | 23 982                                | 55 754         | 133 166                | 163 636          | 296 802          | 4 296                            | 5 279        | 9 574         |
| 08                    | 96 147             | 98 847           | 12 254         | 11 316         | 24 588                                | 56 372         | 132 989                | 166 535          | 299 524          | 4 290                            | 5 372        | 9 662         |
| 09                    | 94 153             | 96 127           | 11 376         | 10 856         | 25 836                                | 55 102         | 131 365                | 162 085          | 293 450          | 4 379                            | 5 403        | 9 782         |
| 10                    | 100 607            | 105 192          | 12 440         | 11 986         | 27 927                                | 53 902         | 140 974                | 171 080          | 312 054          | 4 548                            | 5 519        | 10 066        |
| 11                    | 96 803             | 101 205          | 12 772         | 12 050         | 28 814                                | 56 908         | 138 389                | 170 163          | 308 552          | 4 613                            | 5 672        | 10 285        |
| 12                    | 102 576            | 106 259          | 14 103         | 13 920         | 25 469                                | 55 362         | 142 148                | 175 541          | 317 689          | 4 585                            | 5 663        | 10 248        |
| 2012 / 01             | 96 371             | 99 834           | 13 713         | 13 755         | 17 602                                | 39 361         | 127 686                | 152 950          | 280 636          | 4 119                            | 4 934        | 9 053         |
| 02                    | 90 621             | 95 512           | 13 589         | 13 133         | 22 368                                | 41 435         | 126 578                | 150 080          | 276 658          | 4 365                            | 5 175        | 9 540         |
| 03                    | 100 440            | 104 358          | 14 295         | 13 839         | 25 249                                | 49 932         | 139 984                | 168 129          | 308 113          | 4 516                            | 5 424        | 9 939         |
| 04                    | 98 803             | 102 353          | 13 763         | 12 961         | 20 741                                | 44 332         | 133 307                | 159 646          | 292 953          | 4 444                            | 5 322        | 9 765         |
| 05                    | 99 878             | 104 374          | 14 625         | 13 264         | 22 095                                | 46 976         | 136 598                | 164 614          | 301 212          | 4 406                            | 5 310        | 9 717         |

註： (1) 深圳灣關卡於二零零七年七月一日啓用。

Note : (1) Shenzhen Bay Crossing came into operation on 1 July 2007.

資料來源： 入境事務處及香港海關

Sources : Immigration Department and Customs and Excise Department

表 8.1(e) : 所有關卡車輛交通

Table 8.1(e) : All Crossings Vehicular Traffic

2012/05

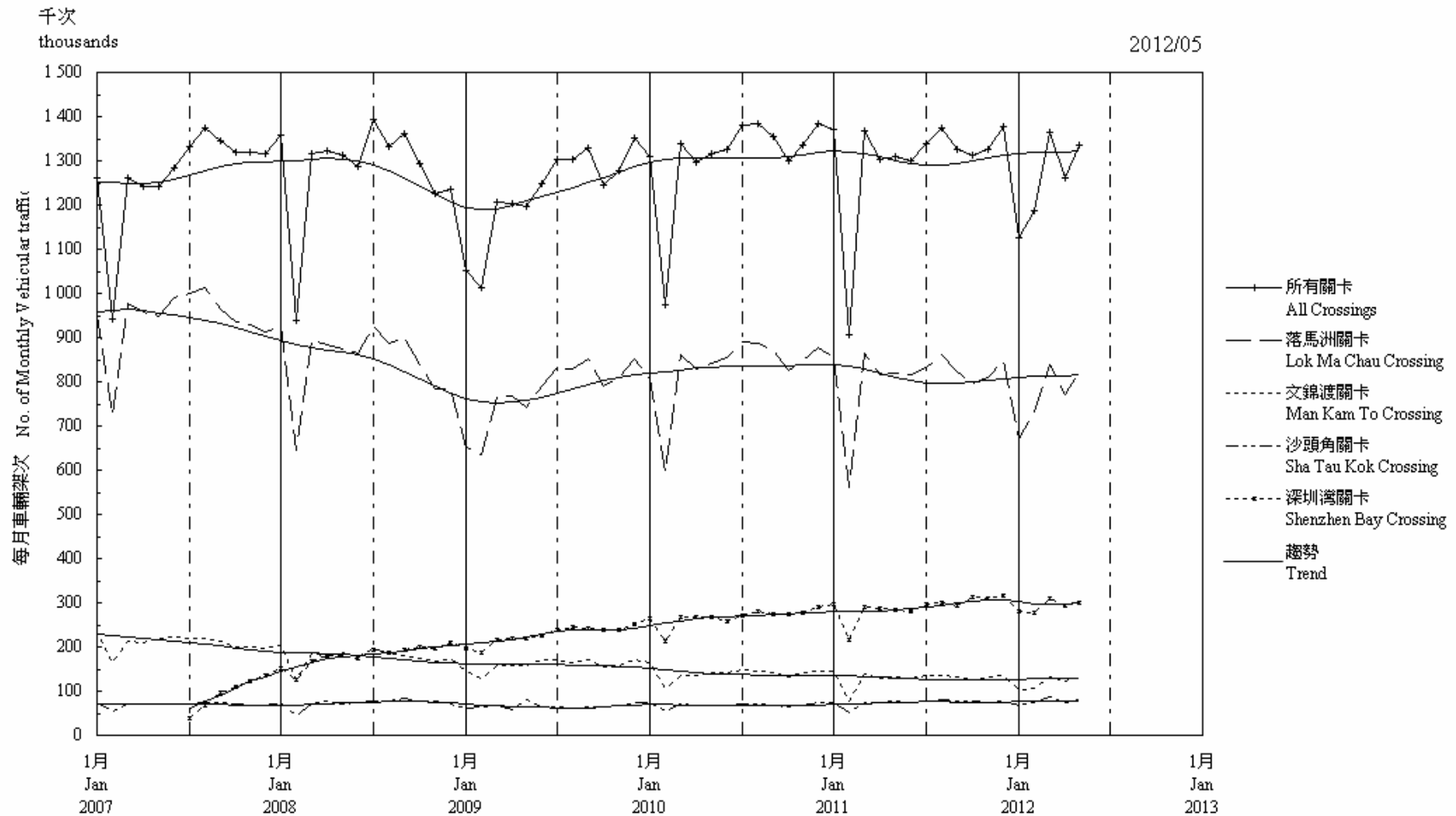
| 年 / 月<br>Year / Month | 私家車<br>Private Car |                  | 旅遊巴士<br>Coach  |                | 穿梭巴士<br>Shuttle Bus |                | 貨車及貨櫃車<br>Goods Vehicle and Container |                  | 車輛總數<br>Total Vehicles |                  |                   | 平均每日架次<br>Average Daily Vehicles |               |               |
|-----------------------|--------------------|------------------|----------------|----------------|---------------------|----------------|---------------------------------------|------------------|------------------------|------------------|-------------------|----------------------------------|---------------|---------------|
|                       | 進<br>Inward        | 出<br>Outward     | 進<br>Inward    | 出<br>Outward   | 進<br>Inward         | 出<br>Outward   | 進<br>Inward                           | 出<br>Outward     | 進<br>Inward            | 出<br>Outward     | 來回<br>Two-way     | 進<br>Inward                      | 出<br>Outward  | 來回<br>Two-way |
| <b>2007</b>           | <b>2 265 326</b>   | <b>2 279 059</b> | <b>425 633</b> | <b>425 487</b> | <b>201 438</b>      | <b>200 037</b> | <b>4 710 191</b>                      | <b>4 731 828</b> | <b>7 602 588</b>       | <b>7 636 411</b> | <b>15 238 999</b> | <b>20 829</b>                    | <b>20 922</b> | <b>41 751</b> |
| <b>2008</b>           | <b>2 724 277</b>   | <b>2 741 899</b> | <b>467 368</b> | <b>462 840</b> | <b>181 564</b>      | <b>177 384</b> | <b>4 303 751</b>                      | <b>4 315 562</b> | <b>7 676 960</b>       | <b>7 697 685</b> | <b>15 374 645</b> | <b>20 975</b>                    | <b>21 032</b> | <b>42 007</b> |
| <b>2009</b>           | <b>2 891 054</b>   | <b>2 907 909</b> | <b>504 930</b> | <b>502 602</b> | <b>159 942</b>      | <b>156 700</b> | <b>3 798 169</b>                      | <b>3 809 054</b> | <b>7 354 095</b>       | <b>7 376 265</b> | <b>14 730 360</b> | <b>20 148</b>                    | <b>20 209</b> | <b>40 357</b> |
| <b>2010</b>           | <b>3 066 310</b>   | <b>3 073 692</b> | <b>469 372</b> | <b>469 735</b> | <b>156 401</b>      | <b>156 020</b> | <b>4 152 373</b>                      | <b>4 156 587</b> | <b>7 844 456</b>       | <b>7 856 034</b> | <b>15 700 490</b> | <b>21 492</b>                    | <b>21 523</b> | <b>43 015</b> |
| <b>2011</b>           | <b>3 261 207</b>   | <b>3 264 568</b> | <b>464 164</b> | <b>456 535</b> | <b>151 430</b>      | <b>147 914</b> | <b>3 931 353</b>                      | <b>3 935 226</b> | <b>7 808 154</b>       | <b>7 804 243</b> | <b>15 612 397</b> | <b>21 392</b>                    | <b>21 381</b> | <b>42 774</b> |
| 2010 / 12             | 272 857            | 271 463          | 41 402         | 41 292         | 13 043              | 12 684         | 366 888                               | 365 805          | 694 190                | 691 244          | 1 385 434         | 22 393                           | 22 298        | 44 691        |
| 2011 / 01             | 278 780            | 278 389          | 39 879         | 39 382         | 13 282              | 12 661         | 354 067                               | 353 538          | 686 008                | 683 970          | 1 369 978         | 22 129                           | 22 064        | 44 193        |
| 02                    | 211 484            | 213 396          | 34 373         | 34 602         | 11 082              | 10 415         | 194 196                               | 195 841          | 451 135                | 454 254          | 905 389           | 16 112                           | 16 223        | 32 335        |
| 03                    | 275 296            | 276 291          | 37 690         | 37 091         | 12 532              | 11 974         | 358 356                               | 358 918          | 683 874                | 684 274          | 1 368 148         | 22 060                           | 22 073        | 44 134        |
| 04                    | 272 236            | 271 241          | 37 289         | 36 899         | 13 486              | 13 279         | 330 385                               | 329 340          | 653 396                | 650 759          | 1 304 155         | 21 780                           | 21 692        | 43 472        |
| 05                    | 273 457            | 275 154          | 38 547         | 38 097         | 12 179              | 11 791         | 329 737                               | 331 415          | 653 920                | 656 457          | 1 310 377         | 21 094                           | 21 176        | 42 270        |
| 06                    | 264 935            | 265 209          | 36 611         | 35 787         | 12 147              | 12 251         | 336 137                               | 336 380          | 649 830                | 649 627          | 1 299 457         | 21 661                           | 21 654        | 43 315        |
| 07                    | 273 471            | 271 717          | 39 726         | 38 834         | 11 612              | 11 657         | 346 135                               | 345 769          | 670 944                | 667 977          | 1 338 921         | 21 643                           | 21 548        | 43 191        |
| 08                    | 280 128            | 282 660          | 41 607         | 40 233         | 13 231              | 13 114         | 351 005                               | 352 534          | 685 971                | 688 541          | 1 374 512         | 22 128                           | 22 211        | 44 339        |
| 09                    | 273 871            | 273 349          | 38 271         | 37 005         | 12 129              | 12 258         | 339 684                               | 340 537          | 663 955                | 663 149          | 1 327 104         | 22 132                           | 22 105        | 44 237        |
| 10                    | 285 748            | 286 282          | 40 059         | 39 813         | 13 198              | 12 452         | 317 109                               | 317 277          | 656 114                | 655 824          | 1 311 938         | 21 165                           | 21 156        | 42 321        |
| 11                    | 275 950            | 276 807          | 39 199         | 37 692         | 12 781              | 12 788         | 335 198                               | 335 263          | 663 128                | 662 550          | 1 325 678         | 22 104                           | 22 085        | 44 189        |
| 12                    | 295 851            | 294 073          | 40 913         | 41 100         | 13 771              | 13 274         | 339 344                               | 338 414          | 689 879                | 686 861          | 1 376 740         | 22 254                           | 22 157        | 44 411        |
| 2012 / 01             | 264 634            | 265 816          | 40 745         | 40 912         | 12 890              | 12 549         | 243 532                               | 244 330          | 561 801                | 563 607          | 1 125 408         | 18 123                           | 18 181        | 36 303        |
| 02                    | 260 234            | 261 298          | 40 038         | 38 717         | 11 218              | 11 183         | 282 507                               | 283 354          | 593 997                | 594 552          | 1 188 549         | 20 483                           | 20 502        | 40 984        |
| 03                    | 282 882            | 281 647          | 42 219         | 41 232         | 12 145              | 12 420         | 346 365                               | 346 494          | 683 611                | 681 793          | 1 365 404         | 22 052                           | 21 993        | 44 045        |
| 04                    | 271 730            | 271 488          | 41 779         | 39 814         | 12 653              | 11 855         | 305 851                               | 305 214          | 632 013                | 628 371          | 1 260 384         | 21 067                           | 20 946        | 42 013        |
| 05                    | 279 032            | 280 849          | 41 646         | 39 697         | 12 517              | 12 369         | 333 999                               | 335 137          | 667 194                | 668 052          | 1 335 246         | 21 522                           | 21 550        | 43 072        |

資料來源：入境事務處及香港海關

Sources : Immigration Department and Customs and Excise Department



圖 8.1 - 過境車輛交通趨勢  
Chart 8.1 - Trend of Cross Boundary Vehicular Traffic



趨勢：以「X-12自迴歸-求和-移動平均」方法估算  
Trend: Estimated by X-12 ARIMA Method

註：深圳灣關卡於二零零七年七月一日啟用。  
Note: Shenzhen Bay Crossing came into operation on 1 July 2007.

表 8.2 : 按出入境管制站劃分的抵港及離港人次<sup>(1)</sup>  
 Table 8.2 : Arrivals and Departures by Control Point<sup>(1)</sup>

2012/05

| 年 / 月<br>Year / Month | 機場<br>Airport     |                   | 港口管制<br>Harbour Control |                 | 港澳碼頭<br>Macao Ferry Terminal |                  | 屯門客運碼頭 <sup>(2)</sup><br>Tuen Mun Ferry Terminal <sup>(2)</sup> |                 | 中國客運碼頭 <sup>(3)</sup><br>China Ferry Terminal <sup>(3)</sup> |                  | 內河碼頭<br>River Trade Terminal |                 | 紅磡管制站<br>Hung Hom Control Point |                  |
|-----------------------|-------------------|-------------------|-------------------------|-----------------|------------------------------|------------------|---|-----------------|--|------------------|------------------------------|-----------------|---------------------------------|------------------|
|                       | 抵港<br>Arrival     | 離港<br>Departure   | 抵港<br>Arrival           | 離港<br>Departure | 抵港<br>Arrival                | 離港<br>Departure  | 抵港<br>Arrival   | 離港<br>Departure | 抵港<br>Arrival  | 離港<br>Departure  | 抵港<br>Arrival                | 離港<br>Departure | 抵港<br>Arrival                   | 離港<br>Departure  |
| <b>2007</b>           | <b>15 385 111</b> | <b>14 750 102</b> | <b>474 250</b>          | <b>460 610</b>  | <b>6 926 213</b>             | <b>7 499 884</b> | <b>71 912</b>   | <b>79 916</b>   | <b>5 107 057</b>   | <b>5 852 134</b> | <b>147</b>                   | <b>33</b>       | <b>1 642 037</b>                | <b>1 716 089</b> |
| <b>2008</b>           | <b>15 349 992</b> | <b>14 809 589</b> | <b>403 622</b>          | <b>379 444</b>  | <b>7 746 971</b>             | <b>8 552 633</b> | <b>700</b>  | <b>567</b>      | <b>4 521 924</b>   | <b>5 026 935</b> | <b>163</b>                   | <b>41</b>       | <b>1 589 488</b>                | <b>1 704 879</b> |
| <b>2009</b>           | <b>14 936 198</b> | <b>14 302 335</b> | <b>293 730</b>          | <b>287 338</b>  | <b>7 320 877</b>             | <b>8 328 993</b> | <b>618</b>  | <b>546</b>      | <b>3 693 803</b>   | <b>3 900 347</b> | <b>139</b>                   | <b>32</b>       | <b>1 446 614</b>                | <b>1 552 530</b> |
| <b>2010</b>           | <b>17 030 339</b> | <b>16 241 162</b> | <b>310 082</b>          | <b>298 354</b>  | <b>8 092 211</b>             | <b>9 233 956</b> | <b>622</b>  | <b>540</b>      | <b>3 805 579</b>   | <b>4 120 182</b> | <b>155</b>                   | <b>40</b>       | <b>1 626 598</b>                | <b>1 720 795</b> |
| <b>2011</b>           | <b>18 159 776</b> | <b>17 334 403</b> | <b>369 513</b>          | <b>358 538</b>  | <b>8 319 989</b>             | <b>9 566 220</b> | <b>103 754</b>  | <b>151 252</b>  | <b>4 003 283</b>   | <b>4 418 865</b> | <b>117</b>                   | <b>69</b>       | <b>1 929 209</b>                | <b>1 974 794</b> |
| 2010 / 12             | 1 557 384         | 1 486 795         | 23 497                  | 23 635          | 758 310                      | 877 831          | 27  | 17              | 368 873  | 397 847          | 9                            | 3               | 153 547                         | 157 473          |
| 2011 / 01             | 1 365 064         | 1 442 035         | 27 385                  | 24 111          | 611 720                      | 683 263          | -   | -               | 323 961  | 341 647          | 11                           | 1               | 155 979                         | 159 409          |
| 02                    | 1 435 413         | 1 229 317         | 34 292                  | 33 267          | 687 376                      | 778 267          | -   | -               | 352 012  | 373 547          | 2                            | 14              | 130 923                         | 141 840          |
| 03                    | 1 398 656         | 1 342 856         | 44 228                  | 42 196          | 625 560                      | 738 993          | -   | -               | 311 248  | 335 227          | 23                           | 9               | 144 270                         | 150 735          |
| 04                    | 1 514 646         | 1 487 585         | 34 047                  | 34 522          | 721 067                      | 849 485          | 6 285   | 9 931           | 384 135  | 410 893          | 19                           | 18              | 171 360                         | 175 802          |
| 05                    | 1 440 213         | 1 368 718         | 25 614                  | 24 987          | 659 944                      | 771 091          | 11 050  | 16 444          | 325 974  | 351 956          | 8                            | -               | 156 568                         | 158 942          |
| 06                    | 1 466 516         | 1 419 280         | 25 898                  | 23 979          | 659 665                      | 751 667          | 11 063  | 16 643          | 296 398  | 326 664          | 3                            | -               | 142 848                         | 147 866          |
| 07                    | 1 657 005         | 1 624 354         | 36 622                  | 36 906          | 777 676                      | 893 965          | 13 043  | 19 390          | 356 560  | 381 287          | 5                            | 3               | 172 304                         | 174 899          |
| 08                    | 1 756 210         | 1 551 344         | 26 117                  | 25 911          | 838 914                      | 962 510          | 13 599  | 20 770          | 396 717  | 429 393          | 6                            | 1               | 184 226                         | 187 051          |
| 09                    | 1 376 627         | 1 403 548         | 20 883                  | 20 576          | 633 459                      | 714 050          | 11 505  | 15 815          | 281 050  | 304 667          | 3                            | -               | 152 024                         | 153 568          |
| 10                    | 1 588 201         | 1 440 495         | 36 525                  | 35 750          | 645 707                      | 742 484          | 11 447  | 16 292          | 307 362  | 345 151          | 3                            | 6               | 171 569                         | 177 869          |
| 11                    | 1 483 601         | 1 415 719         | 34 204                  | 32 850          | 673 012                      | 785 855          | 11 656  | 16 869          | 302 592  | 384 129          | 13                           | 12              | 164 857                         | 164 388          |
| 12                    | 1 677 624         | 1 609 152         | 23 698                  | 23 483          | 785 889                      | 894 590          | 14 106  | 19 098          | 365 274  | 434 304          | 21                           | 5               | 182 281                         | 182 425          |
| 2012 / 01             | 1 617 368         | 1 635 425         | 26 594                  | 26 281          | 739 824                      | 789 750          | 17 226  | 21 984          | 366 921  | 404 205          | 8                            | 1               | 184 727                         | 184 157          |
| 02                    | 1 381 854         | 1 257 402         | 39 756                  | 38 835          | 610 147                      | 683 733          | 14 881  | 18 444          | 278 259  | 326 959          | 9                            | 4               | 144 078                         | 151 888          |
| 03                    | 1 533 494         | 1 508 354         | 49 124                  | 46 896          | 628 609                      | 749 693          | 15 937  | 19 895          | 289 759  | 354 688          | 8                            | 18              | 159 365                         | 162 155          |
| 04                    | 1 700 669         | 1 581 133         | 30 970                  | 31 324          | 705 611                      | 823 299          | 19 589  | 22 899          | 355 250  | 405 745          | 10                           | 10              | 186 156                         | 186 641          |
| 05                    | 1 504 884         | 1 436 093         | 24 844                  | 22 841          | 626 428                      | 735 285          | 17 807  | 20 828          | 289 006  | 341 020          | 10                           | 2               | 163 139                         | 166 821          |

註： (1) 表內數字皆指通過管制站的全部旅客人數，不包括司機及被拒入境者。

Notes: (1) Figures in this table refer to all passengers passing through the control points excluding drivers and refused landing passengers.

(2) 屯門客運碼頭由二零零六年十一月三日開始運作。客運服務於二零一零年十二月十六日至二零一一年四月十四日期間停止服務。

(2) Tuen Mun Ferry Terminal came into operation on 3 November 2006. Ferry services were suspended from 16 December 2010 to 14 April 2011.

(3) 包括以公海為目的地的郵船旅客。

(3) Including passengers by cruises to high seas.

表 8.2 (續)  
Table 8.2 (cont'd)

2012/05

| 年 / 月<br>Year / Month | 羅湖管制站<br>Lo Wu Control Point |                   | 落馬洲支線管制站 <sup>(4)</sup><br>Lok Ma Chau Spur Line Control Point <sup>(4)</sup> |                   | 落馬洲管制站<br>Lok Ma Chau Control Point |                   | 文錦渡管制站 <sup>(5)</sup><br>Man Kam To Control Point <sup>(5)</sup> |                  | 沙頭角管制站<br>Sha Tau Kok Control Point |                  | 深圳灣管制站 <sup>(6)</sup><br>Shenzhen Bay Control Point <sup>(6)</sup> |                   | 總計<br>Total        |                    |
|-----------------------|------------------------------|-------------------|---|-------------------|-------------------------------------|-------------------|--|------------------|-------------------------------------|------------------|--|-------------------|--------------------|--------------------|
|                       | 抵港<br>Arrival                | 離港<br>Departure   | 抵港<br>Arrival   | 離港<br>Departure   | 抵港<br>Arrival                       | 離港<br>Departure   | 抵港<br>Arrival  | 離港<br>Departure  | 抵港<br>Arrival                       | 離港<br>Departure  | 抵港<br>Arrival  | 離港<br>Departure   | 抵港<br>Arrival      | 離港<br>Departure    |
| <b>2007</b>           | <b>47 249 499</b>            | <b>47 813 936</b> | <b>2 414 135</b>  | <b>2 485 788</b>  | <b>24 975 124</b>                   | <b>23 084 631</b> | <b>1 298 941</b>   | <b>1 344 925</b> | <b>1 308 819</b>                    | <b>1 462 481</b> | <b>2 098 201</b>   | <b>2 258 094</b>  | <b>108 951 446</b> | <b>108 808 623</b> |
| <b>2008</b>           | <b>44 339 575</b>            | <b>45 110 480</b> | <b>9 255 093</b>  | <b>9 245 459</b>  | <b>19 909 750</b>                   | <b>18 020 026</b> | <b>984 816</b>   | <b>1 019 684</b> | <b>1 137 575</b>                    | <b>1 242 932</b> | <b>6 215 112</b>   | <b>6 308 789</b>  | <b>111 454 781</b> | <b>111 421 458</b> |
| <b>2009</b>           | <b>43 159 634</b>            | <b>44 045 614</b> | <b>12 018 323</b>   | <b>12 067 217</b> | <b>18 088 629</b>                   | <b>16 189 806</b> | <b>1 084 257</b>   | <b>1 102 293</b> | <b>1 129 296</b>                    | <b>1 215 849</b> | <b>8 324 479</b>   | <b>8 521 892</b>  | <b>111 496 597</b> | <b>111 514 792</b> |
| <b>2010</b>           | <b>45 137 782</b>            | <b>46 213 662</b> | <b>14 534 353</b>   | <b>14 333 788</b> | <b>17 743 146</b>                   | <b>15 761 962</b> | <b>257 220</b>   | <b>256 835</b>   | <b>1 430 857</b>                    | <b>1 435 007</b> | <b>10 556 871</b>  | <b>10 824 428</b> | <b>120 525 815</b> | <b>120 440 711</b> |
| <b>2011</b>           | <b>45 915 439</b>            | <b>46 913 666</b> | <b>17 280 435</b>   | <b>16 895 481</b> | <b>16 631 495</b>                   | <b>14 740 635</b> | <b>82 974</b>  | <b>90 603</b>    | <b>1 569 681</b>                    | <b>1 537 579</b> | <b>12 368 695</b>  | <b>12 687 473</b> | <b>126 734 360</b> | <b>126 669 578</b> |
| 2010 / 12             | 3 972 275                    | 4 112 802         | 1 364 594   | 1 334 574         | 1 494 906                           | 1 346 493         | 6 328  | 7 228            | 134 853                             | 130 151          | 1 011 783  | 1 035 770         | 10 846 386         | 10 910 619         |
| 2011 / 01             | 3 876 658                    | 3 995 102         | 1 409 421   | 1 366 318         | 1 426 335                           | 1 288 914         | 8 052  | 8 728            | 138 135                             | 131 428          | 1 028 944  | 1 025 992         | 10 371 665         | 10 466 948         |
| 02                    | 3 351 647                    | 3 365 661         | 1 149 035   | 1 131 117         | 1 276 548                           | 1 152 086         | 4 646  | 5 153            | 116 700                             | 115 277          | 900 404  | 954 962           | 9 438 998          | 9 280 508          |
| 03                    | 3 752 557                    | 3 854 267         | 1 355 498   | 1 331 154         | 1 426 659                           | 1 254 932         | 8 779  | 9 336            | 129 054                             | 127 412          | 941 782  | 977 759           | 10 138 314         | 10 164 876         |
| 04                    | 4 141 886                    | 4 263 167         | 1 398 033   | 1 393 848         | 1 541 290                           | 1 346 746         | 5 691  | 6 453            | 146 634                             | 150 625          | 1 088 591  | 1 119 572         | 11 153 684         | 11 248 647         |
| 05                    | 3 739 712                    | 3 776 181         | 1 371 317   | 1 340 574         | 1 434 149                           | 1 234 214         | 7 758  | 8 357            | 124 751                             | 119 768          | 985 504  | 1 015 348         | 10 282 562         | 10 186 580         |
| 06                    | 3 492 419                    | 3 596 115         | 1 310 231   | 1 304 449         | 1 292 643                           | 1 156 090         | 7 769  | 8 206            | 117 099                             | 117 098          | 902 409  | 946 126           | 9 724 961          | 9 814 183          |
| 07                    | 3 984 141                    | 4 080 696         | 1 502 138   | 1 471 746         | 1 479 832                           | 1 291 532         | 3 050  | 4 000            | 132 970                             | 130 943          | 1 112 694  | 1 123 333         | 11 228 040         | 11 233 054         |
| 08                    | 3 965 394                    | 4 003 715         | 1 542 243   | 1 490 231         | 1 439 808                           | 1 308 613         | 1 653  | 2 884            | 144 113                             | 137 868          | 1 106 619  | 1 132 608         | 11 415 619         | 11 252 899         |
| 09                    | 3 641 352                    | 3 732 331         | 1 457 325   | 1 417 113         | 1 225 682                           | 1 091 412         | 9 344  | 9 595            | 122 575                             | 117 617          | 977 589  | 981 493           | 9 909 418          | 9 961 785          |
| 10                    | 3 967 604                    | 4 033 098         | 1 570 248   | 1 524 774         | 1 346 522                           | 1 210 663         | 9 153  | 9 579            | 134 630                             | 131 026          | 1 105 434  | 1 140 678         | 10 894 405         | 10 807 865         |
| 11                    | 3 842 389                    | 3 904 291         | 1 533 873   | 1 495 515         | 1 339 770                           | 1 145 722         | 9 905  | 10 361           | 121 068                             | 118 675          | 1 046 877  | 1 067 203         | 10 563 817         | 10 541 589         |
| 12                    | 4 159 680                    | 4 309 042         | 1 681 073   | 1 628 642         | 1 402 257                           | 1 259 711         | 7 174  | 7 951            | 141 952                             | 139 842          | 1 171 848  | 1 202 399         | 11 612 877         | 11 710 644         |
| 2012 / 01             | 4 008 709                    | 4 072 570         | 1 642 549   | 1 582 535         | 1 325 628                           | 1 196 812         | 6 566  | 7 068            | 156 374                             | 150 750          | 1 235 101  | 1 227 734         | 11 327 595         | 11 299 272         |
| 02                    | 3 539 951                    | 3 591 695         | 1 485 036   | 1 450 160         | 1 183 155                           | 1 065 063         | 9 131  | 10 056           | 115 701                             | 114 599          | 941 514  | 983 748           | 9 743 472          | 9 692 586          |
| 03                    | 3 794 860                    | 3 928 464         | 1 638 815   | 1 621 586         | 1 312 990                           | 1 151 235         | 10 153   | 10 905           | 129 197                             | 131 948          | 1 071 479  | 1 119 082         | 10 633 790         | 10 804 919         |
| 04                    | 4 164 079                    | 4 190 762         | 1 709 349   | 1 666 652         | 1 424 822                           | 1 184 187         | 6 189  | 6 692            | 146 781                             | 144 171          | 1 219 434  | 1 225 451         | 11 668 909         | 11 468 966         |
| 05                    | 3 823 305                    | 3 915 770         | 1 669 246   | 1 627 401         | 1 258 370                           | 1 110 294         | 10 036   | 10 560           | 121 520                             | 121 036          | 1 058 153  | 1 100 293         | 10 566 748         | 10 608 244         |

註： (4) 落馬洲支線管制站於二零零七年八月十五日啓用。

(5) 文錦渡管制站的旅客出入境檢查服務於二零一零年二月二十二日起至二零一二年八月期間暫停，而跨境學童的出入境檢查服務則不受影響。由二零一零年三月二十七日起，有關當局亦同時提供通關服務予乘坐指定班次的跨境巴士的過境人士。

(6) 深圳灣管制站於二零零七年七月一日啓用。

資料來源： 入境事務處

Notes : (4) Lok Ma Chau Spur Line Control Point came into operation on 15 August 2007.

(5) From 22 February 2010 to August 2012, clearance services for passengers at Man Kam To Control Point, except the clearance services for cross-boundary students, is suspended. From 27 March 2010, the clearance services are also provided to passengers using limited cross-boundary bus service.

(6) Shenzhen Bay Control Point came into operation on 1 July 2007.

Source : Immigration Department

按選定管制站劃分的平均每日抵港及離港旅客人次  
Average Daily Number of Passenger Arrivals and Departures by Selected Control Points

2012/05

圖 8.2 - 羅湖管制站  
Chart 8.2 - Lo Wu Control Point

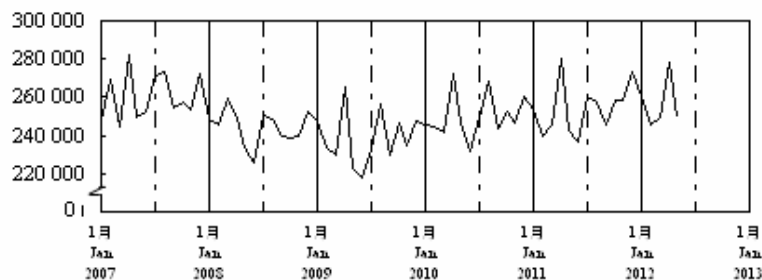


圖 8.3 - 慈馬洲管制站  
Chart 8.3 - Lok Ma Chau Control Point

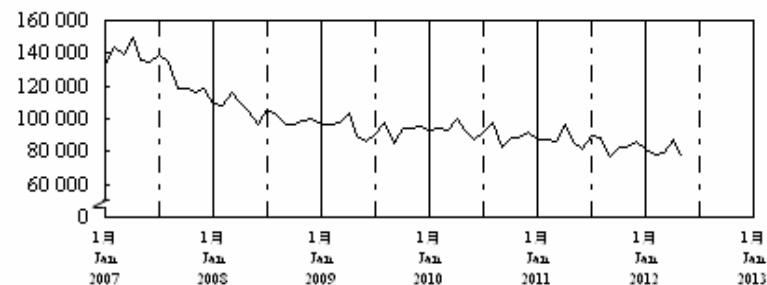


圖 8.4 - 文咸運管制站  
Chart 8.4 - Man Kam To Control Point

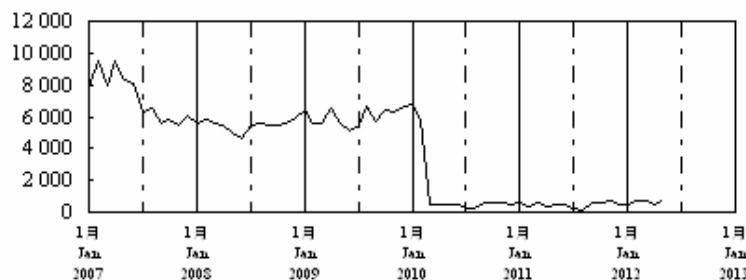


圖 8.5 - 沙頭角管制站  
Chart 8.5 - Sha Tau Kok Control Point

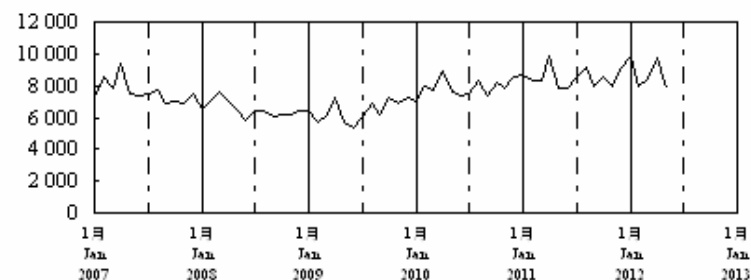


圖 8.6 - 慈馬洲支線管制站  
Chart 8.6 - Lok Ma Chau Spur Line Control Point

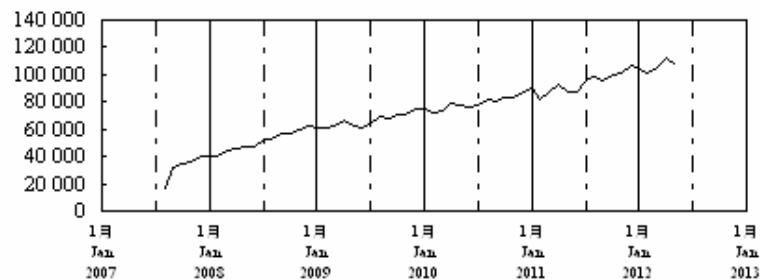


圖 8.7 - 深圳灣管制站  
Chart 8.7 - Shenzhen Bay Control Point

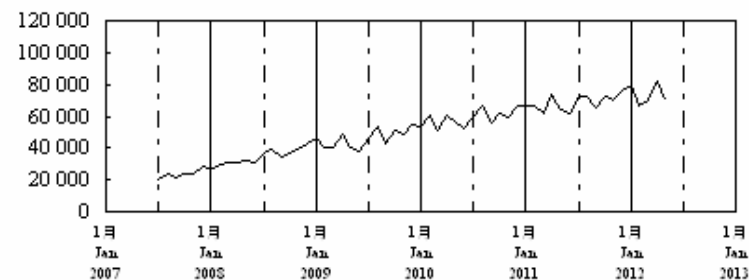


表 8.3 : 落馬洲 - 皇崗過境穿梭巴士乘客人次

Table 8.3 : Passenger of Lok Ma Chau - Huanggang Cross Boundary Shuttle Bus Service

2012/05

| 年 / 月<br>Year / Month | 抵港<br>Arrival    | 離港<br>Departure  | 總計<br>Total       |
|-----------------------|------------------|------------------|-------------------|
| <b>2007</b>           | <b>9 549 991</b> | <b>7 547 138</b> | <b>17 097 129</b> |
| <b>2008</b>           | <b>7 109 901</b> | <b>4 976 199</b> | <b>12 086 100</b> |
| <b>2009</b>           | <b>5 929 844</b> | <b>3 876 574</b> | <b>9 806 418</b>  |
| <b>2010</b>           | <b>5 765 849</b> | <b>3 878 973</b> | <b>9 644 822</b>  |
| <b>2011</b>           | <b>5 203 230</b> | <b>4 496 458</b> | <b>9 699 688</b>  |
| 2010 / 12             | 472 080          | 390 536          | 862 616           |
| 2011 / 01             | 426 100          | 367 681          | 793 781           |
| 02                    | 385 238          | 303 642          | 688 880           |
| 03                    | 421 976          | 383 038          | 805 014           |
| 04                    | 502 510          | 408 059          | 910 569           |
| 05                    | 420 024          | 347 029          | 767 053           |
| 06                    | 433 351          | 373 000          | 806 351           |
| 07                    | 390 832          | 342 400          | 733 232           |
| 08                    | 428 190          | 434 345          | 862 535           |
| 09                    | 412 789          | 375 033          | 787 822           |
| 10                    | 450 116          | 372 031          | 822 147           |
| 11                    | 455 855          | 358 904          | 814 759           |
| 12                    | 476 249          | 431 296          | 907 545           |
| 2012 / 01             | 441 450          | 389 028          | 830 478           |
| 02                    | 410 326          | 354 686          | 765 012           |
| 03                    | 421 420          | 383 536          | 804 956           |
| 04                    | 437 392          | 383 817          | 821 209           |
| 05                    | 412 285          | 388 964          | 801 249           |

資料來源： 入境事務處

Source : Immigration Department

**第九組：消費物價指數**  
**Section 9 : Consumer Price Index**

**表 9.1 : 消費物價指數** <sup>(1) (2) (3)</sup>

(指數：二零零九年十月至二零一零年九月=100)

**Table 9.1 : Consumer Price Indexes** <sup>(1) (2) (3)</sup>

(Index : October 2009 - September 2010 = 100)

|             | 綜合消費物價指數<br>Composite CPI | 甲類消費物價指數<br>CPI (A) | 乙類消費物價指數<br>CPI (B) | 丙類消費物價指數<br>CPI (C) |
|-------------|---------------------------|---------------------|---------------------|---------------------|
| <b>2007</b> | <b>93.8</b>               | <b>94.4</b>         | <b>93.5</b>         | <b>93.5</b>         |
| <b>2008</b> | <b>97.8</b>               | <b>97.8</b>         | <b>97.8</b>         | <b>97.9</b>         |
| <b>2009</b> | <b>98.4</b>               | <b>98.3</b>         | <b>98.4</b>         | <b>98.5</b>         |
| <b>2010</b> | <b>100.7</b>              | <b>100.8</b>        | <b>100.6</b>        | <b>100.6</b>        |
| <b>2011</b> | <b>106.0</b>              | <b>106.4</b>        | <b>105.8</b>        | <b>105.8</b>        |
| 2010 / 12   | 102.9                     | 104.1               | 102.4               | 102.3               |
| 2011 / 01   | 103.5                     | 104.9               | 103.0               | 102.6               |
| 02          | 104.6                     | 106.2               | 104.1               | 103.6               |
| 03          | 104.9                     | 106.7               | 104.3               | 103.8               |
| 04          | 105.6                     | 107.1               | 105.1               | 104.8               |
| 05          | 106.2                     | 107.7               | 105.6               | 105.2               |
| 06          | 106.7                     | 108.1               | 106.1               | 105.8               |
| 07          | 106.5                     | 107.4               | 106.1               | 106.1               |
| 08          | 104.3                     | 100.6               | 105.7               | 106.7               |
| 09          | 104.7                     | 101.1               | 106.1               | 107.0               |
| 10          | 107.9                     | 108.7               | 107.5               | 107.5               |
| 11          | 108.2                     | 109.1               | 107.9               | 107.7               |
| 12          | 108.8                     | 109.7               | 108.5               | 108.3               |
| 2012 / 01   | 109.8                     | 110.6               | 109.5               | 109.2               |
| 02          | 109.5                     | 110.7               | 109.3               | 108.5               |
| 03          | 110.0                     | 111.2               | 109.7               | 109.1               |
| 04          | 110.6                     | 111.5               | 110.4               | 110.0               |
| 05          | 110.7                     | 111.8               | 110.4               | 109.8               |

註： (1) 甲類、乙類及丙類消費物價指數分別反映消費物價轉變對較低、中等及較高開支組別住戶的影響，而綜合消費物價指數則反映消費物價轉變對整體住戶的影響。

(2) 甲類消費物價指數是根據大約 50% 本港住戶的開支模式計算，這些住戶在二零零九年至二零一零年的住戶開支統計調查期間內，每月開支在 4,500 元至 18,499 元之間。乙類消費物價指數是根據接著的 30% 本港住戶的開支模式計算，這些住戶在該期間每月開支在 18,500 元至 32,499 元之間。而丙類消費物價指數是根據再接著的 10% 本港住戶的開支模式計算，這些住戶在同期間每月開支在 32,500 元至 65,999 元之間。綜合消費物價指數是根據以上所有住戶的整體開支模式編製，反映消費物價轉變對整體住戶的影響。

(3) 由於重訂消費物價指數的基期，數據的數列是以二零零九年十月至二零一零年九月為計算基礎，以方便對照。

資料來源：政府統計處

Notes : (1) The CPI(A), CPI(B) and CPI(C) reflect the impact of consumer price changes on households in the relatively low, medium and high expenditure groups. The Composite CPI reflects the impact of consumer price changes on the household sector as a whole.

(2) The CPI(A) is based on the expenditure patterns of about 50% of households in Hong Kong, which had an average monthly expenditure of \$4,500 - \$18,499 in the survey period of the 2009/2010 Household Expenditure Survey. The CPI(B) is based on the expenditure patterns of the next 30% of households, which had an average monthly expenditure of \$18,500 - \$32,499 in the same period while the CPI(C) covers the next 10% of households with an average monthly expenditure of \$32,500 - \$65,999 in 2009/2010. A Composite CPI is compiled based on the overall expenditure pattern of all the above households taken together to reflect the impact of consumer price changes on the household sector as a whole.

(3) Owing to re-basing of CPIs, the data series are presented with October 2009 - September 2010 as base period for easy comparison.

Source : Census and Statistics Department

表 9.2 : 綜合消費物價指數交通組別

(指數：二零零九年十月至二零一零年九月=100)

Table 9.2 : Composite Consumer Price Index for Transport Section

(Index : October 2009 - September 2010 = 100)

| 年 / 月<br>Year/Month | 購買及<br>維修車輛<br>Purchases of and<br>Repairs to Motor<br>Vehicles | 汽油<br>Motor Fuel | 牌照、<br>保險等 <sup>(1)</sup><br>Licences,<br>Insurance, etc. <sup>(1)</sup> | 巴士車費<br>Bus Fares | 電車車費<br>Tram Fares | 公共小型<br>巴士車費<br>Public Light<br>Bus Fares | 的士車費<br>Taxi Fares | 港鐵車費<br>MTR Fares | 渡海小輪<br>船費<br>Ferry Fares | 其他本地<br>交通工具費用<br>Local Transport,<br>Others | 進出香港<br>交通費用<br>Inbound and<br>Outbound<br>Transport Fares | 交通組別 <sup>(2)</sup><br>Transport<br>Section <sup>(2)</sup> | 綜合消費<br>物價指數 <sup>(2)</sup><br>Composite<br>CPI <sup>(2)</sup> |
|---------------------|---|------------------|--|-------------------|--------------------|---|--------------------|-------------------|---------------------------|--|--|--|--|
| 權數 Weight           | 0.37  | 0.59             | 1.58   | 1.55              | 0.01               | 0.54                                      | 0.50               | 1.56              | 0.06                      | 0.22   | 1.46   | 8.44   | 100.00   |
| 2010 / 12           | 101.5   | 108.1            | 100.8  | 100.1             | 100.0              | 100.3                                     | 100.2              | 101.3             | 100.9                     | 101.2  | 106.8  | 102.3  | 102.9  |
| 2011 / 01           | 101.7   | 110.0            | 101.6  | 100.1             | 100.0              | 100.4                                     | 100.2              | 101.3             | 100.9                     | 101.2  | 108.1  | 102.8  | 103.5  |
| 02                  | 102.5   | 111.4            | 101.6  | 99.3              | 100.0              | 100.7                                     | 100.2              | 101.3             | 100.9                     | 101.2  | 108.5  | 102.9  | 104.6  |
| 03                  | 102.5   | 114.8            | 101.8  | 99.3              | 100.0              | 100.9                                     | 100.2              | 101.3             | 100.9                     | 102.9  | 107.5  | 103.0  | 104.9  |
| 04                  | 106.5   | 117.1            | 102.3  | 99.3              | 100.0              | 100.9                                     | 100.2              | 101.3             | 102.5                     | 102.9  | 111.9  | 104.2  | 105.6  |
| 05                  | 106.6   | 117.6            | 102.3  | 101.3             | 100.0              | 101.2                                     | 100.2              | 101.3             | 102.5                     | 102.9  | 112.0  | 104.7  | 106.2  |
| 06                  | 107.1   | 117.3            | 102.4  | 102.4             | 111.1              | 101.5                                     | 100.2              | 102.2             | 103.3                     | 102.9  | 113.8  | 105.4  | 106.7  |
| 07                  | 106.9   | 118.4            | 102.8  | 102.4             | 113.9              | 101.8                                     | 103.6              | 103.2             | 109.0                     | 102.9  | 116.6  | 106.5  | 106.5  |
| 08                  | 107.5   | 117.8            | 102.8  | 102.4             | 113.9              | 102.0                                     | 104.9              | 102.8             | 109.4                     | 102.8  | 117.8  | 106.7  | 104.3  |
| 09                  | 107.8   | 118.7            | 102.9  | 102.4             | 113.9              | 102.3                                     | 104.9              | 102.8             | 109.4                     | 112.1  | 114.6  | 106.5  | 104.7  |
| 10                  | 107.9   | 117.9            | 102.9  | 102.4             | 113.9              | 102.6                                     | 104.9              | 102.8             | 109.4                     | 112.1  | 113.3  | 106.3  | 107.9  |
| 11                  | 108.0   | 116.2            | 103.2  | 102.4             | 113.9              | 102.7                                     | 104.9              | 102.8             | 109.4                     | 112.1  | 113.5  | 106.2  | 108.2  |
| 12                  | 110.2   | 113.7            | 104.2  | 102.4             | 113.9              | 103.2                                     | 104.9              | 102.8             | 109.4                     | 112.5  | 115.5  | 106.7  | 108.8  |
| 2012 / 01           | 110.7   | 118.3            | 104.6  | 102.2             | 113.9              | 104.2                                     | 104.9              | 102.8             | 109.4                     | 112.5  | 117.6  | 107.5  | 109.8  |
| 02                  | 111.0   | 121.1            | 104.8  | 101.7             | 113.9              | 105.0                                     | 104.9              | 103.5             | 109.4                     | 112.5  | 113.6  | 107.2  | 109.5  |
| 03                  | 109.0   | 123.6            | 104.8  | 102.1             | 113.9              | 105.2                                     | 104.9              | 103.5             | 109.4                     | 112.5  | 114.4  | 107.5  | 110.0  |
| 04                  | 109.4   | 123.9            | 105.0  | 102.5             | 113.9              | 105.9                                     | 104.9              | 103.5             | 109.4                     | 112.5  | 117.0  | 108.1  | 110.6  |
| 05                  | 109.4   | 120.2            | 105.2  | 102.5             | 110.3              | 106.5                                     | 104.9              | 103.5             | 109.0                     | 112.5  | 117.9  | 108.1  | 110.7  |

註： (1) 包括汽車牌照費、保險費、學車費、泊車費及隧道費。

(2) 所有包括在消費物價指數內的商品及服務，都歸入九個分類中，分別為交通、食品、住屋、電力、燃氣及水、煙酒、衣履、耐用物品、雜項物品及雜項服務。

Notes : (1) Include motor licences, insurance, instructor's fees, parking fees and tunnel tolls.

(2) Commodities and services included in the CPI are classified into nine sections, viz. transport, food, housing, electricity, gas and water, alcoholic drinks and tobacco, clothing and footwear, durable goods, miscellaneous goods and miscellaneous services.

資料來源： 政府統計處

Source : Census and Statistics Department

表 9.3 : 甲類消費物價指數交通組別

(指數：二零零九年十月至二零一零年九月=100)

Table 9.3 : Consumer Price Index (A) for Transport Section

(Index : October 2009 - September 2010 = 100)

| 年/月<br>Year/Month | 購買及<br>維修車輛<br>Purchases of and<br>Repairs to Motor<br>Vehicles | 汽油<br>Motor Fuel | 牌照、<br>保險等 <sup>(1)</sup><br>Licences,<br>Insurance, etc. <sup>(1)</sup> | 巴士車費<br>Bus Fares | 電車車費<br>Tram Fares | 公共小型<br>巴士車費<br>Public Light<br>Bus Fares | 的士車費<br>Taxi Fares | 港鐵車費<br>MTR Fares | 渡海小輪<br>船費<br>Ferry Fares | 其他本地<br>交通工具費用<br>Local Transport,<br>Others | 進出香港<br>交通費用<br>Inbound and<br>Outbound<br>Transport Fares | 交通組別 <sup>(2)</sup><br>Transport<br>Section <sup>(2)</sup> | 甲類消費<br>物價指數 <sup>(2)</sup><br>CPI (A) <sup>(2)</sup> |
|-------------------|---|------------------|--|-------------------|--------------------|---|--------------------|-------------------|---------------------------|--|--|--|---|
| 權數 Weight         | 0.03  | 0.13             | 0.50   | 2.35              | 0.02               | 0.74                                      | 0.29               | 2.03              | 0.06                      | 0.11   | 0.96   | 7.22   | 100.00  |
| 2010 / 12         | 102.5   | 108.1            | 100.9  | 100.1             | 100.0              | 100.3                                     | 100.2              | 101.3             | 100.9                     | 101.1  | 105.1  | 101.4  | 104.1   |
| 2011 / 01         | 102.7   | 110.0            | 104.5  | 100.1             | 100.0              | 100.4                                     | 100.2              | 101.3             | 100.9                     | 101.1  | 105.8  | 101.7  | 104.9   |
| 02                | 104.1   | 111.4            | 104.5  | 99.3              | 100.0              | 100.7                                     | 100.2              | 101.3             | 100.9                     | 101.1  | 106.5  | 101.6  | 106.2   |
| 03                | 103.9   | 114.8            | 104.6  | 99.3              | 100.0              | 100.9                                     | 100.2              | 101.3             | 100.9                     | 102.8  | 105.3  | 101.6  | 106.7   |
| 04                | 104.6   | 117.1            | 106.5  | 99.3              | 100.0              | 100.9                                     | 100.2              | 101.3             | 102.5                     | 103.1  | 108.9  | 102.3  | 107.1   |
| 05                | 104.8   | 117.6            | 106.5  | 101.4             | 100.0              | 101.2                                     | 100.2              | 101.3             | 102.5                     | 103.1  | 108.9  | 103.0  | 107.7   |
| 06                | 107.8   | 117.3            | 106.6  | 102.4             | 111.1              | 101.5                                     | 100.2              | 102.2             | 103.3                     | 103.1  | 110.5  | 103.9  | 108.1   |
| 07                | 107.8   | 118.4            | 107.2  | 102.5             | 113.9              | 101.7                                     | 103.7              | 103.2             | 109.0                     | 103.1  | 114.3  | 105.0  | 107.4   |
| 08                | 108.2   | 117.8            | 107.2  | 102.5             | 113.9              | 102.0                                     | 105.1              | 102.8             | 109.4                     | 103.0  | 115.4  | 105.1  | 100.6   |
| 09                | 109.4   | 118.7            | 107.2  | 102.5             | 113.9              | 102.2                                     | 105.1              | 102.8             | 109.4                     | 112.4  | 112.0  | 104.8  | 101.1   |
| 10                | 109.4   | 117.9            | 107.5  | 102.5             | 113.9              | 102.6                                     | 105.1              | 102.8             | 109.4                     | 112.4  | 111.2  | 104.7  | 108.7   |
| 11                | 109.7   | 116.2            | 107.7  | 102.5             | 113.9              | 102.7                                     | 105.1              | 102.8             | 109.4                     | 112.4  | 111.5  | 104.8  | 109.1   |
| 12                | 110.0   | 113.7            | 108.4  | 102.5             | 113.9              | 103.2                                     | 105.1              | 102.8             | 109.4                     | 112.6  | 114.0  | 105.2  | 109.7   |
| 2012 / 01         | 110.8   | 118.3            | 110.1  | 102.2             | 113.9              | 104.2                                     | 105.1              | 102.8             | 109.4                     | 112.6  | 116.9  | 105.8  | 110.6   |
| 02                | 110.8   | 121.1            | 110.2  | 101.7             | 113.9              | 105.0                                     | 105.1              | 103.5             | 109.4                     | 112.6  | 112.6  | 105.4  | 110.7   |
| 03                | 110.6   | 123.6            | 110.2  | 102.1             | 113.9              | 105.2                                     | 105.1              | 103.5             | 109.4                     | 112.6  | 113.2  | 105.7  | 111.2   |
| 04                | 110.8   | 123.9            | 110.9  | 102.5             | 113.9              | 105.9                                     | 105.1              | 103.5             | 109.4                     | 112.6  | 115.5  | 106.2  | 111.5   |
| 05                | 111.0   | 120.2            | 111.0  | 102.5             | 110.3              | 106.5                                     | 105.1              | 103.5             | 109.0                     | 112.6  | 115.9  | 106.3  | 111.8   |

註： (1) 包括汽車牌照費、保險費、學車費、泊車費及隧道費。

(2) 所有包括在消費物價指數內的商品及服務，都歸入九個分類中，分別為交通、食品、住屋、電力、燃氣及水、煙酒、衣履、耐用物品、雜項物品及雜項服務。

Notes :

(1) Include motor licences, insurance, instructor's fees, parking fees and tunnel tolls.

(2) Commodities and services included in the CPI are classified into nine sections, viz. transport, food, housing, electricity, gas and water, alcoholic drinks and tobacco, clothing and footwear, durable goods, miscellaneous goods and miscellaneous services.

資料來源： 政府統計處

Source :

Census and Statistics Department